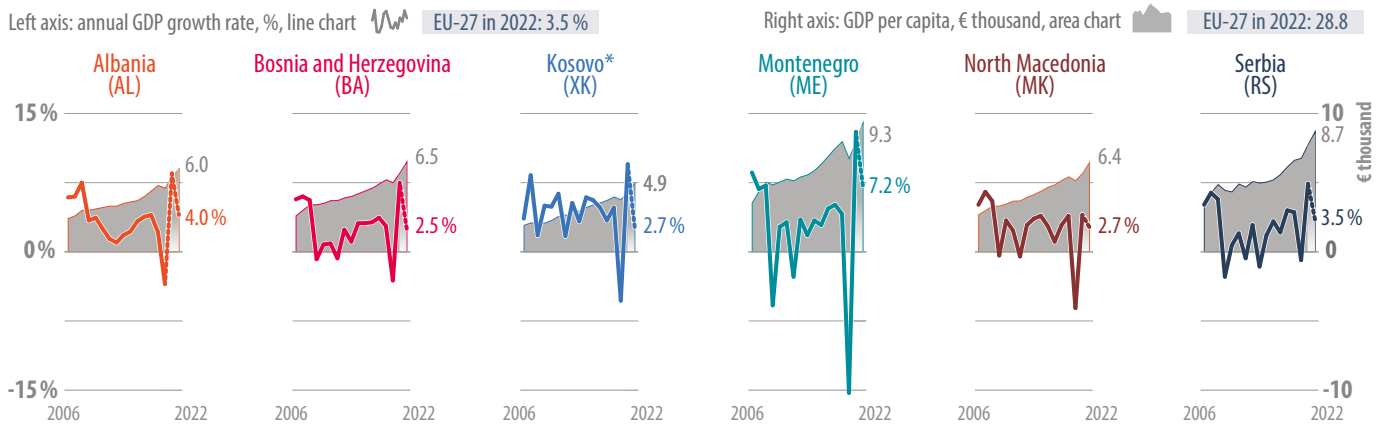


Western Balkans: Economic indicators and trade with EU

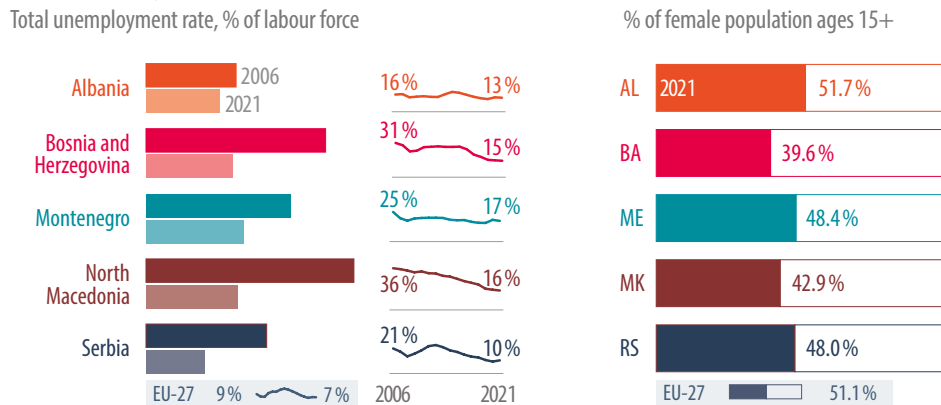


GDP annual growth (%) and GDP per capita (€ thousand)



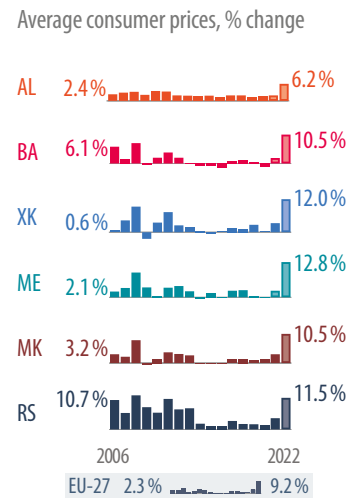
(*) This designation is without prejudice to positions on status, and is in line with UNSCR 1244/1999 and the ICJ Opinion on the Kosovo declaration of independence.

Unemployment and female labour force participation rate



Note: the respective ILOSTAT datasets do not contain data for Kosovo. Its own national estimates can be found [here](#) and [here](#). ILOSTAT advises caution should be used when comparing ILO estimates with national estimates. Definitions and methodology might differ. National estimates have hence not been integrated into the graph.

Inflation



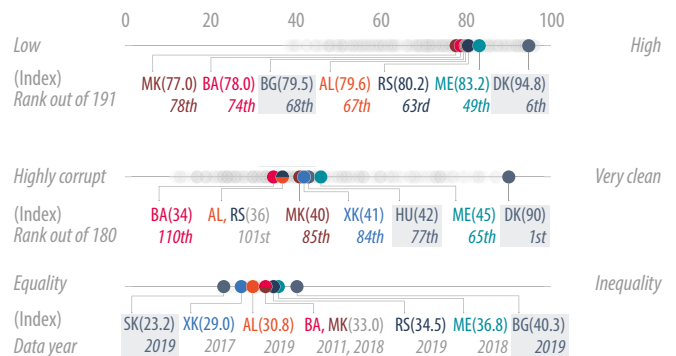
Business environment and socio-economic indicators

The **Human Development Index (HDI)** measures average achievement in key dimensions of human development. It is based on life expectancy at birth, average duration of education and GDP per capita. It ranges from 0 to 100. 'High human development countries' (UN) are in the range between 70 and 80. Data values are for 2021. There are no values available for XK.

The **Corruption Perception Index** measures perceived levels of public sector corruption worldwide. Scores range from 0 (highly corrupt) to 100 (very clean). Data values are for 2022.

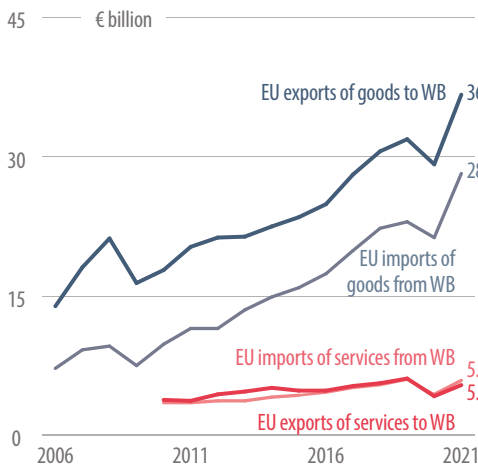
The **GINI index** measures deviation in distribution of income among individuals or households within a country from a perfectly equal distribution. It is a measure of inequality in income distribution. A value of 0 represents absolute equality, a value of 100 absolute inequality.

EU Member States with the highest and lowest values are labelled for comparison. Background data values are for the world (HDI, CPI), or for the EU-27 (GINI).

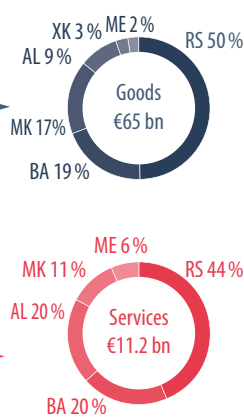


EU trade with the Western Balkans (WB)

Development of trade since 2006*

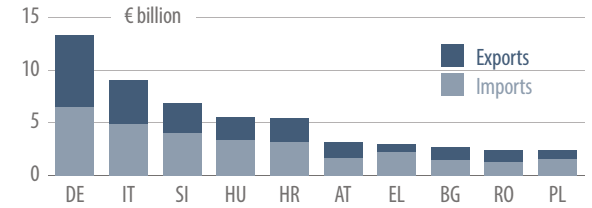


Breakdown by trade partners (exports + imports), 2021

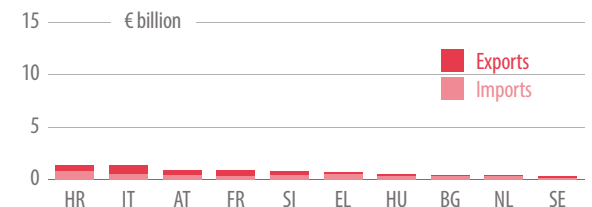


Top EU partners

Trade in goods, exports plus imports, 2021



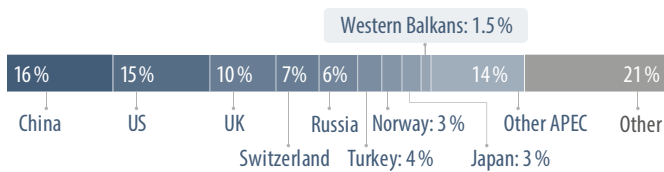
Trade in services, exports plus imports*, 2021



*Note: the graph on development of trade (left) does not include data on trade in services with Kosovo. The graph on Top EU partners in services (bottom right) does not include data from Germany and Spain at all; from Estonia on ME and MK (exports); from Ireland on AL, ME (exports and imports), on BA, MK (exports), on RS (imports); from Cyprus on ME, MK (exports and imports) and on BA (exports); from Lithuania on ME, MK (imports); from Malta on ME (exports and imports) on BA, MK (imports); from Portugal on XK (exports and imports); from Finland on XK. (imports).

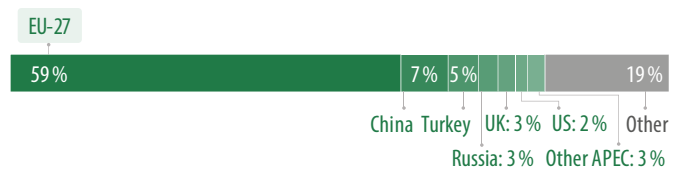
EU main trade partners

Trade in goods, exports plus imports, 2021

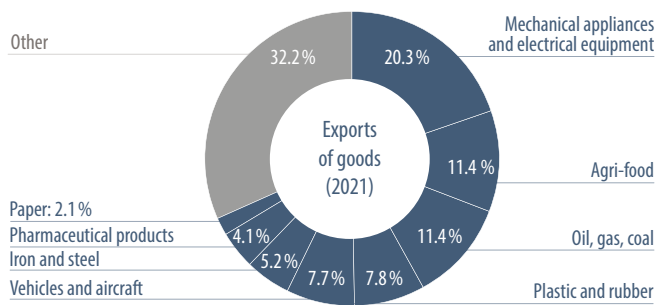


Western Balkans main trade partners

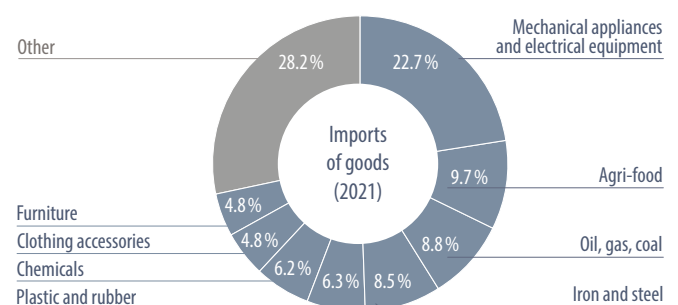
Trade in goods, exports plus imports, 2021



EU exports of goods to Western Balkans



EU imports of goods from Western Balkans



Notes: The GlobalStat database is a project of the European University Institute's Global Governance Programme (Italy). It was developed in cooperation with and supported by initial funding from the Francisco Manuel dos Santos Foundation (Portugal).

Data sources for page 1: GDP figures are from IMF [WEO](#) (2022; estimates (e) are from 2020/2021) and [Eurostat](#) (2023); [unemployment](#) and [labour market data](#) are from [World Bank WDI](#) based on ILOSTAT (2023); inflation data are from IMF [WEO](#) (2022; (e) from 2020/2021) and from [Eurostat](#) (2023); HDI values are from the 2021-2022 [HDR](#). CPI is from [Transparency International](#) (2022); GINI is from [World Bank](#). Estimates (e) in graphs are marked with dotted lines, lighter colours or with borders.

Data sources for page 2: EU trade with the Western Balkans, Top EU partners (goods), EU main trading partners, EU exports of goods to WB (%) and EU imports of goods from WB (%) are from [ComExt, Eurostat](#) (February 2023); Top EU partners: Belgium (BE), Bulgaria (BG), Czechia (CZ), Denmark (DK), Germany (DE), Estonia (EE), Ireland (IE), Greece (EL), Spain (ES), France (FR), Croatia (HR), Italy (IT), Cyprus (CY), Latvia (LV), Lithuania (LT), Luxembourg (LU), Hungary (HU), Malta (MT), Netherlands (NL), Austria (AT), Poland (PL), Portugal (PT), Romania (RO), Slovenia (SI), Slovakia (SK), Finland (FI), Sweden (SE). EU main trading partners 'Other APEC'= Australia, Brunei, Canada, Chile, Hong Kong, South Korea, Malaysia, Mexico, New Zealand, Papua New Guinea, Peru, Philippines, Singapore, Taiwan, Thailand, Thailand, Vietnam; WB main trading partners 'Other APEC'= Australia, Brunei, Canada, Chile, Hong Kong, Indonesia, Japan, Malaysia, Mexico, New Zealand, Papua New Guinea, Peru, Philippines, Singapore, South Korea, Taiwan, Thailand, Vietnam, from [IME](#) (February 2023); EU exports and imports of services to and from WB are from [Eurostat](#) (February 2023).

Data collected in February and March 2023. This paper updates individual 'At a glance' notes on [AL](#), [BA](#), [ME](#), [MK](#), [RS](#) and [XK](#) originally published in April 2018.

This document is prepared for, and addressed to, the Members and staff of the European Parliament as background material to assist them in their parliamentary work. The content of the document is the sole responsibility of its author(s) and any opinions expressed herein should not be taken to represent an official position of the Parliament. Reproduction and translation for non-commercial purposes are authorised, provided the source is acknowledged and the European Parliament is given prior notice and sent a copy. © European Union & GlobalStat, 2023.