

# Databases from socio-economic research projects for policymaking

Socio-economic  
Sciences  
& Humanities

## **EUROPEAN COMMISSION**

Directorate-General for Research and Innovation  
Directorate B - European Research Area  
Unit B.5 - Social Sciences and Humanities

*Contact: Denis Besnainou*

*European Commission  
Office SDME 04/88  
B-1049 Brussels*

*Tel. (32-2) 29-65644  
Fax (32-2) 29-79608*

*E-mail: [denis.besnainou@ec.europa.eu](mailto:denis.besnainou@ec.europa.eu)*

**DATABASES FROM  
SOCIO-ECONOMIC RESEARCH  
PROJECTS  
FOR POLICYMAKING**

***EUROPE DIRECT is a service to help you find answers  
to your questions about the European Union***

Freephone number (\*):  
**00 800 6 7 8 9 10 11**

(\*) Certain mobile telephone operators do not allow access to 00 800 numbers  
or these calls may be billed

**LEGAL NOTICE:**

Neither the European Commission nor any person acting on behalf of the Commission is responsible for the use which might be made of the following information.

The views expressed in this publication are the sole responsibility of the authors and do not necessarily reflect the views of the European Commission.

More information on the European Union is available on the Internet (<http://europa.eu>).

Cataloguing data can be found at the end of this publication.

Luxembourg: Publications Office of the European Union, 2011

ISBN 978-92-79-20296-4

doi 10.2777/58320

© European Union, 2011

Reproduction is authorised provided the source is acknowledged.

Pictures © Shutterstock, 2011 (*unless otherwise specified*)

*Printed in Belgium*

PRINTED ON TOTALLY CHLORINE-FREE BLEACHED PAPER (TCF)

# Preface

The European research funded by the Framework Programmes (FP) under the Socio-economic Sciences and Humanities (SSH) programme mostly addresses issues relating to the knowledge economy and society, welfare and demography. The data resulting from this research are strategic for the European policies that address societal challenges at regional, national, European and world level. In these fields, several new databases and sets of indicators have been built up by European academics. The improvement and further development of these datasets will continue to be a key element of FP SSH research.

The availability of complete, harmonized and innovative data is a prerequisite for evidence-based European policies. These data play an important role in understanding socio-economic phenomenon; they also help in evaluating the relevance, costs and benefits of new initiatives related to societal challenges like the ageing population, Community immigration policy or the reform of the EU budget. They lead to better measurement and monitoring of the economic, social and environmental impact of government policies

Focusing on economics, the **first section** of this publication addresses the impact assessment of the research and innovation on competitiveness, economic growth and employment creation. This assessment has been established thanks to the data coming from the socio-economic research funded from FP7.

The **second section** presents the socio-economic datasets relating to the internationalisation of European firms, global innovation networks, RTD indicators, fiscal and monetary policies, Input-Output tables, the performance of universities, entrepreneurship, job flows, and on measures of economic growth, productivity and employment. Composite indicators are often derived from these datasets.

This section also presents social databases, labour markets and indicators like European Social Survey, data on work and welfare, on education policies, lifelong learning, kinship and social security, young people, living conditions, occupations and health. And it also deals with intergenerational care regimes, demographic, migration and integration statistics, gender issues, organisational changes, and crime.

The ongoing elaboration of macroeconomic and econometric tools is used to assess European policies including research and innovation policy, better governance at Member States and EU level, regional dynamics and the post-carbon society issues. Along with more traditional data, techniques and indicators, these new developments will improve forward looking activities, in particular foresight, forecasting, impact assessment and modelling related to the knowledge economy, social trends, globalisation and sustainability.

**The third section of this publication** is a detailed presentation on the databases which includes the websites where their research and their availability are shown. The presentation is aligned with the strategic orientations of the European policy. It shows that for each dimension of Europe 2020 Strategy and Innovation Union flagship partnership research has been carried out aimed at supporting decision making.

This publication should be useful to European and national statistical offices and is part of the collaboration process we have with them. The publication should be useful for the policy makers when they define, assess and monitor their policies. And finally this publication should be useful for the researchers and for the Research Infrastructures.

## TABLE OF CONTENTS

<b>PART 1</b>	<b>The role of research and innovation in economic growth, competitiveness and employment</b>	<b>7</b>
<b>Summary</b>		<b>9</b>
<b>Introduction</b>		<b>11</b>
<b>1.1. Macroeconomic effects of research and innovation</b>		<b>13</b>
• Only a continuous effort in the field of European research will make up for the growth gap caused by the crisis		13
• Macroeconomic impact of FP7 could generate between 222 000 and 430 000 jobs per year		14
• The leverage of the Risk Sharing Financial Facility financial mechanism		15
<b>1.2. Services: drivers of innovation</b>		<b>16</b>
• Services increasingly form an integral part of industrial production		17
• Innovation in the services sector is transmitted to the production sector		18
<b>1.3. Companies and research &amp; innovation</b>		<b>19</b>
• The size of firms plays a key role for competitiveness		19
• An acquisition of knowledge strategy is essential for companies		20
• Inter-sectorial and international spillovers are at the heart of the innovation a		22
• Closer networking between production and research centres is needed		23
<b>1.4. Role of educational institutions</b>		<b>25</b>
• Quality of publications: a key factor in the dissemination of research results		25
• Policies of attractiveness of universities and research centres reinforce the polarization of research at the international level		25
<b>Conclusion:</b>	Contributions of FP7-SSH, a new framework for growth and trade	<b>26</b>

## **PART 2 Databases for Europe 2020 Strategy and Innovation Union 27**

- 2.1. Introduction: Data bases, a tool for communication 29
- 2.2. Presentation 30
- 2.3. Useful Data in the context of EU2020 strategy 31
- 2.4. The Flagship "Innovation Union" 34
- 2.5. Inclusive growth: data and measure 42
- 2.6. A better integration of the research results into the European policy debates 44

## **PART 3 Databases and data sets 47**



# **PART 1**

## **The role of research and innovation in economic growth, competitiveness and employment**

The *Ex-ante* impact assessment for the Community Strategic Framework for the funding of Research and Innovation includes an analysis of the role played by research and innovation in competitiveness, economic growth, job creation and also of the counter-cyclical effects of the crisis.

This analysis was based on research financed under the FP7 "Socio-economic sciences and Humanities" (SSH) research theme.

## Summary

- 1.1.** Investment in research has a positive impact on growth, competitiveness and employment. The simulations taken into consideration in this document support the need for continuous and intensified research activities in Europe including those supported through the Framework Programmes.
- 1.2.** Europe is lagging behind in the service sector for both the personal and the business services. Business services are essential inputs to industrial production: They increase value, allow for better specialisation and improve competitiveness.
- 1.3.** To ensure growth and to increase exports companies must develop innovative components themselves or acquire patents. Thus they have an incentive to work together in networks and closely with innovation centres in order to pool their knowledge.
- 1.4.** Policies aiming at improving the attractiveness of universities and research centres have an important role to play.

The research results of the SSH programme of the FPs provided insights into and increased the understanding of the complex mechanisms that make up the knowledge economy, services and international competitiveness. And in doing this, they underline the essential nature and importance of national accounts and indicators of productivity, such as those initiated in the **EU-KLEMS** project.



## **Introduction**

How do research activities and innovation contribute to growth, competitiveness and employment? If Member States have a role to play by establishing proactive policies and incentives in support of research activities, it is companies that are key to growth, competitiveness and employment. Firms performance is linked to their ability to cooperate and use services that have a strong knowledge and know-how component, and to share their research and innovation capacities as well as to work hand in hand with innovation and research centres.

The first part of this paper describes the likely effects of research activities at the European level in terms of growth and jobs using the NEMESIS model. The second part presents the role of services in competitiveness. The third part analyses the growth transmission mechanisms through innovation into industrial processes and the fourth part focuses on the role played by educational institutions.



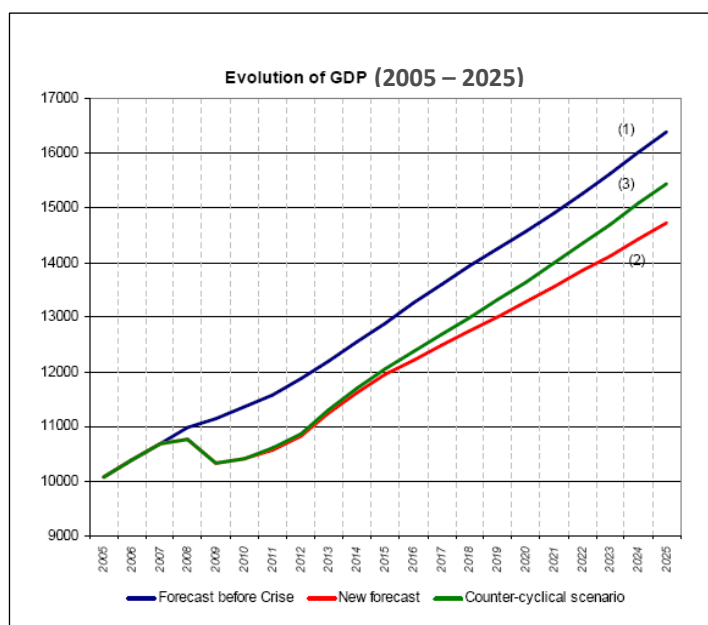
## 1.1. Macroeconomic effects of research and innovation

- *Only a continuous effort in the field of European research will make up for the growth gap caused by the crisis*

Between 2008 and 2010, European growth declined strongly showing an important gap between the projected and the actual growth rates. Accumulated over the years 2008, 2009 and 2010,<sup>1</sup> the gap reached 8.7% for GDP and 3% for employment by 2025.

The **NEMESIS**<sup>2</sup> simulation model shows that by gradually increasing the R&D and thus also innovation activities to 3% GDP between 2010 and 2020, this gap would be reduced by 43% by 2025. In terms of employment, the gap would be almost reduced to zero by 2012 and by 2025 3.7 million jobs could be created with respect to the baseline scenario of the crisis.

Fig. 1 – Evolution of GDP for EU27 after 2005 (Billion €)

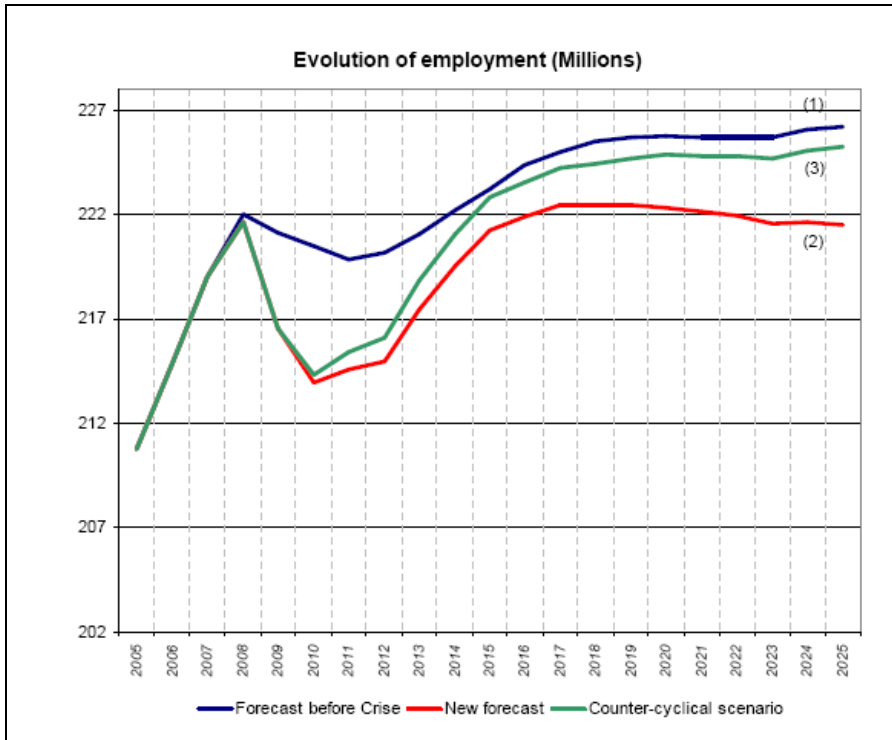


Source: DEMETER Project

<sup>1</sup> Projection of the DG ECFIN at the end of 2009.

<sup>2</sup> <http://www.demeter-project.eu>

**Fig. 2 – Evolution of employment for EU27 (2005 – 2025)**



**Source:** DEMETER Project

- **Macroeconomic impact of FP7 could generate between 222 000 and 430 000 jobs per year**

Current research activities in Europe account for 1.9% of GDP. The Barcelona target is to increase this to 3%. In comparison, the amounts allocated under FP7 represent only 0.054% of the EU GDP or an annual amount of 6.5 billion Euros in 2011.

To this the **NEMESIS** team added the extra research investments of 3.5 billion Euros (co-financing requirement of the European research activities).



Assuming a one-time grant of 6.5 billion Euros and 3.5 billion of additional spending, the **NEMESIS** team estimates that this investment would generate between 57 and 81 billion Euros and between 222 000 and 430 000 jobs per year in Europe.

- ***The leverage of the RSFF financial mechanism***

Leverage effects were significant for investments made under the Risk Sharing Financial Facility (**RSFF**). Professor Luc Soete<sup>i</sup> (September 2010) estimates that the multiplication factor would be 14.<sup>3</sup> It relates to the application of this mechanism: The 1.162 billion from the budget for research (FP7 and the EIB) have generated 8 to 14 billion Euros of additional spending. Based on economic literature other research investments can have a leverage factor from 0.5 to 10.

---

<sup>3</sup> The hypotheses are the following: starting from donations of 0,390 billion Euros for the FP7 and 0,772 billion Euros for the EIB. The loans necessary for financing and capitalising represent 18.5% of initial allocations and therefore represent 6.3 billion Euros. This sum then represents 38.7% of all finances of the projects which in total amounts to 16.2 billion Euros or 14 times more than the initial contributions.

## 1.2. Services: drivers of innovation

As can be seen from the table based on the projects EU-KLEMS<sup>4</sup> and WIOD<sup>5</sup> the service sector has grown slower in Europe than in the USA. The results of EU-KLEMS<sup>ii</sup> and WIOD show the better performance of the USA in the field of services.

### Contribution of different sectors to global productivity in % (period 1995-2005)

	US	EU 15
Local services	9.6	4.5
Business services	3.8	2.4
Professional/financial services	6.8	3.3

With a break down of international trade by stage of production the results show a very different view of international exchange from the one which is usually undertaken. One of their research examples illustrates the point. Products like the iPod manufactured in China, has only an actually 20% of its value added produced in China, whereas over 60% of the value returns to the marketing and distribution centres in the USA. Thus, while trade frictions are exacerbated in foreign trade data, the reality is quite different.<sup>iii</sup> It is actually the USA who dominates in services related to international trade through its development and innovation policies.

- ***Services increasingly form an integral part of industrial production***

The range of services used by industrial production is very wide. It includes software, research and development, brand protection and specific costs to companies such as training and management. The definition<sup>iv</sup> of this group of services which are considered "intangible" or "immaterial"<sup>v</sup> has been subject of research projects INNODRIVE, IARREG

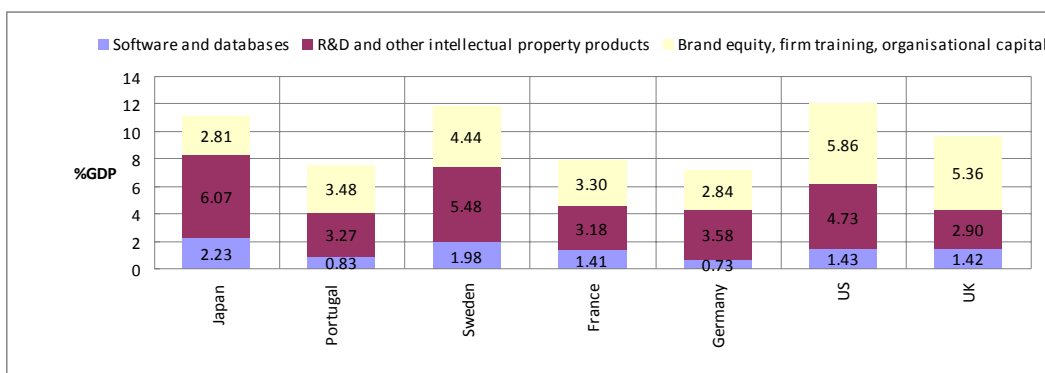
---

<sup>4</sup> <http://www.euklems.net/>

<sup>5</sup> <http://www.wiod.org/>

and COINVEST. This later<sup>6</sup> demonstrates the importance of intangibles by measuring the part of software and databases, R&D, intellectual property rights, trademarks, training and management skills in the GDP.<sup>vi</sup>

**Fig. 3 – Intangibles – break down by category**



*Source:* COINVEST Project

Investments in intangibles show high and quick rates of return. The authors of the project surveyed 2000 firms in the United Kingdom and showed that investors expect to recover their investments in training in 2.7 years, in the software in 3.2 years, in quality of trademark in 2.8 years, in R&D in 4.6 years, in design in 4 years and in improvement of business procedures in 4.2 years.

The **INNODRIVE**<sup>7</sup> project evaluates the impact of these intangible investments on labour productivity. The overview of economic literature<sup>vii</sup> shows that inclusion of intangible investment increases labour productivity in the tradable services sector. Over the period 1995-2006 the increase in labour productivity due to intangibles was 6% in the United Kingdom, 9% in France, 12% in Germany and 7% in the United States.

<sup>6</sup> [http://ec.europa.eu/research/social-sciences/projects/359\\_en.html](http://ec.europa.eu/research/social-sciences/projects/359_en.html)

<sup>7</sup> <http://www.innodrive.org/papers.php>

- *Innovation in the services sector is transmitted to the production sector*

The SERVICEGAP<sup>8</sup> project is investigating the relationship between the service sector and industry. Based on the idea that modern production is not only characterized by a high degree of vertical fragmentation and off-shoring but also by the shift from mass production to "value" production, the business strategy of companies is to increase the value of production. To this end, emphasis is placed on the development of production services which allow each company to develop specific solutions tailored to their production, thereby increasing their productivity and competitiveness.

To increase their value, industrial products are often sold and exported with a package of services: planning, consulting, maintenance and training but also specialised software for planning and designing new products that enables them to adapt production to market developments. These services, because of their specificity, are used increasingly as a means for product differentiation.

These services are also called knowledge intensive business services (KIBS).<sup>9</sup> They are well defined and their role in the transmission of technology and knowledge into manufacturing is well known. Other studies<sup>viii</sup> highlighted the fact that services in reality represent the inputs to industrial activities which contribute the most to the exports.

---

<sup>8</sup> <http://servicegap.org/> This project is coupled with another project on indicators: INDICSER <http://indicser.com/>

<sup>9</sup> The concept of Knowledge Intensive Service Activities (KISA) or Knowledge-Intensive Business Services (KIBS) covers firms and associations that specialise in producing services to support the business processes of private firms and public organisations – technical services (T-KIBS) include computer support, R&D, engineering, industrial product and process design, etc., professional services (P-KIBS) – including accountancy, legal services, market research, and business-related creative services (C-KIBS) covering advertising in particular, but also elements of architecture and design.

## 1.3. Companies and research & innovation

- *The size of firms plays a key role for competitiveness*

The project EFIGE<sup>10</sup> analyses the relationship between the characteristics of the companies and their internationalisation. Researchers explain the export dynamics of countries by looking at their industrial structure. Based on a survey of 15000 manufacturing firms in Germany, Spain, France, Italy and the United Kingdom, the authors of the project show that if we use an index of 100 for the average size of companies, Germany would be situated at level 198.6, Spain at 64.5, France at 75.9 and the United Kingdom at 113.6.

Concretely, German companies are almost 4 times bigger than the Spanish ones and more than 2 times bigger than in France and almost 75% bigger than in the UK. The report shows that large companies export more. The EFIGE table below illustrates this fact: in Germany 1% of largest firms represent 59% of manufactured exports. The corresponding figure for Italy, where industrial production is more dependent on small and medium enterprises (SMEs) is only 32%.

### Percentage of "Top Exporters" in the total of manufacturing exports

Pays		Top 1% des firmes	Top 5% des firmes	Top 10% des firmes
%	Germany	59	81	90
	France	44	73	84
	UK	42	69	80
	Italy	32	59	72

The link between export dynamism and innovation "*learning by Exporting*" has also been studied by the EFIGE project which showed that a positive correlation exists between exports and introduction of innovations into production. Causality thereby plays in both directions:

<sup>10</sup> <http://www.efige.org/>

on the one hand exports may induce innovation and on the other hand innovation stimulates exports. Furthermore, the positive effect of exports on company productivity is also established. Similarly, it is demonstrated that R&D decisions depend on innovation and export activities of companies.<sup>ix</sup>

- ***An acquisition of knowledge strategy is essential for companies***

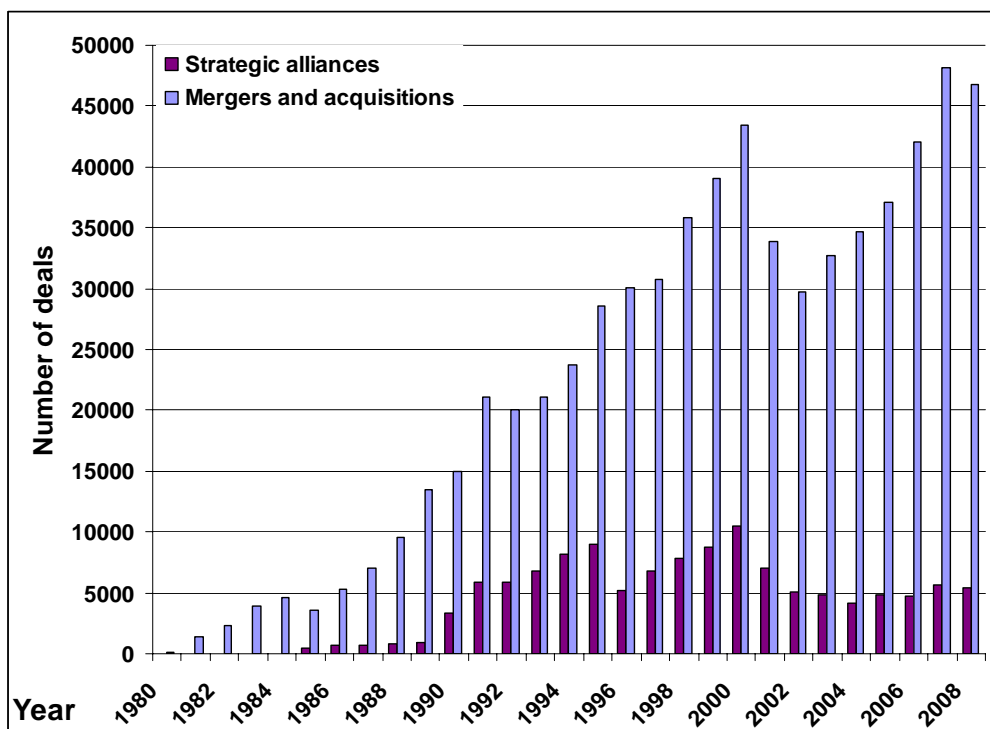
Several studies conducted in the framework of the GLOBINN<sup>11</sup> project illustrate the different mechanisms of knowledge transfer and how they can reinforce the internationalisation of research.

Companies are using more and more sources of external knowledge. Technological convergence, lower acquisition costs and shorter product life cycles imply that it may be preferable for companies to acquire technologies from outside rather than to develop them in-house. Another reason is that the use of research results is made easier by their codification as well as the standardisation of the research process.

The commonest way for the companies to make use of research is to acquire it from outside. They can also gain knowledge through strategic alliances, joint ventures and external R&D. The database SDC (Securities Data Company Platinum Database) which covers the period 1980-2008, gives an overview of 85000 strategic alliances and 670000 mergers and acquisitions.

---

<sup>11</sup> <http://globinn.freeman-centre.ac.uk/>

**Fig.4 - Number of worldwide SA and M&A deals in 1980-2008**

*Source:* GlobInn Project

In the framework of the **GLOBINN** project studies were conducted on strategic alliances as vectors for transmission of innovation. They show that 60% of all European technology alliances are with companies from outside Europe (North American companies and foreign companies based in Europe). Alliances with India, especially in the field of information technologies, are increasing rapidly and exceed those established with China.

The alliances are formed in those sectors where the host country has a comparative advantage: Thus alliances with the US firms are mainly in the areas of pharmaceuticals, computers, retail and business services. Studies also show that: 1/ European firms use their non-European subsidiaries in order to internationalise their technology alliance components; 2/ Small enterprises and those in the new Member States

have a technological alliances deficit, particularly with regard to the extra-European dimension.

Other research results from **GLOBINN<sup>x</sup>** using data<sup>12</sup> from the 3rd and 4th CIS on 16 European countries provide further useful insights on European policies: 30% of innovative firms cooperate on innovation with a partner from the same country, while the frequency of cooperation in innovation with other European countries is only 15%. And that this falls to only 4% of relations being with a partner from the USA. Within Europe, the proportion of firms that engage in cooperation on innovation in the old Member States is 20% (with almost 40% in some countries, while it does not even reach 10% in the new Member States).

- *Inter-sectorial and international spillovers are at the heart of the innovation and the role of patents*

A large part of innovation corresponds to knowledge spillovers which explain endogenous growth and to a large extent justify the implementation of research policies. These generate a higher social productivity and better research as compared to the individual productivity.

The simulations of the NEMESIS model show that 2/3 of the added value creation coming from research policies derive from knowledge spillovers. The research results and innovation are being spread through intra-European trade (i.e. from one European firm to another) as well as international trade (i.e. from European to a non-European company).

The NEMESIS model was used to study the proportions of these two types of externalities and estimated that 1/3 of growth is due to international externalities while 2/3 come from inter-sectorial externalities.<sup>xi</sup>

Agreements between companies for the use of each others' patents are the most frequent indicator for measuring the flows of technology exchange between sectors and countries.

---

<sup>12</sup> Survey of 28 561 companies for the CIS4 and 13 523 companies for the CIS3.



The study of patents<sup>13</sup> in the framework of the GLOBINN<sup>xii</sup> project shows that they most often involve products available in separate elements which are then used by other companies. These should adapt these separate elements to incorporate them into their production, which requires an innovative effort. In this way the inter-sectorial externalities are being diffused.

Patent acquisition activity among European companies is limited. It is 28% in pharmacy, 29% in engineering and 18% in ICT, semiconductors and electronics. The study also shows that 60% of patents used by the European countries come from the USA and 50% of European patents are used in the USA.

- *Closer networking between production and research centres is needed*

Companies network in order to exploit the results coming from research and innovation centres. Those companies that belong to international networks are the ones with the fastest growth. They participate in and benefit from globalisation and are able to take advantage of advanced forms of knowledge.

Companies establish networks to make use of research results and innovations. The basis for the networks is the constant interactions between companies and universities as well as joint use of patents.

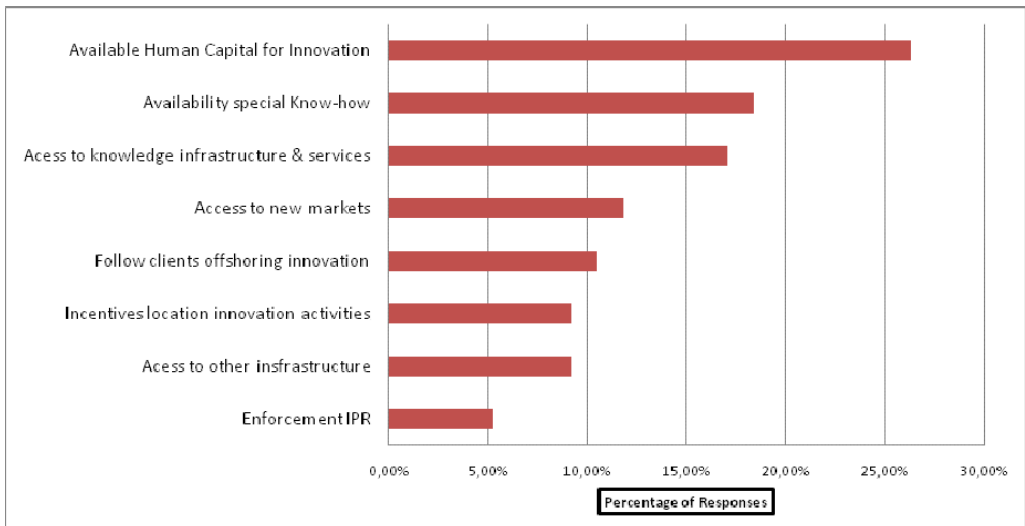
A survey of 488 companies in the framework of the INGINEUS<sup>14</sup> project shows that in order of importance companies are seeking: access to human capital, special know-how, knowledge infrastructure and services and new markets.

---

<sup>13</sup> Study of 6 262 patents in the period 1962-2009 of which 1 584 include at least one European company.

<sup>14</sup> <http://www.ingineus.eu/getpage.aspx?id=1&sec=1>

**Fig. 5 – Percentage of responses about European firms’ reasons for taking part in global innovation networks**



**Source:** INGINEUS Project

In order to jointly exploit any potential complementarities and synergies, companies establish networks linking private and public agents. The authors in the SERVPPIN<sup>15</sup> project thus estimate that on average 14.4% of companies active in the service sector engage in cooperation agreements on innovation with universities and other higher education institutions and 10% of them cooperate with public research institutions.

---

<sup>15</sup> <http://www.servppin.com/>

## 1.4. Role of educational institutions

- *Quality of publications: a key factor in the dissemination of research results*

A study<sup>xiii</sup> undertaken in the framework of the SCIFI-GLOW<sup>16</sup> project shows that in 2005 the EU was leading with a share of 33% of scientific publications as against 29% for the USA. The Asian countries (excluding Japan) at that time accounted for 12.8% while this figure was only 5.3% in 1995. The attractiveness of the USA for doctoral students from China, India and Brazil is strong: 27% of students in the USA come from these countries, while the corresponding percentage is only 17% in the United Kingdom, 14 % in Germany and 6% in France.

In addition, the proportion of researchers settling in countries where they conduct their research is high, ranging from 60 to 90% depending on their country of origin. Finally, the emergence of Asia as a contributor to research creates, together with Europe and the USA, a tripolar world of research, even if in general the USA attracts the highest number of researchers.

- *Policies of attractiveness of universities and research centres reinforce the polarization of research at the international level*

Two other contributions of this project<sup>xiv</sup> show that students are attracted by the quality of education in host countries. This is measured by the number of universities in the Shanghai ranking (it should be remembered however that this classification is not universally accepted). They show the need to improve the quality of teaching in the EU Member States and to promote the mobility of students within Europe in order to strengthen the competition between the Member States and consequently the quality of teaching.

The project IAREG based on the "ISIHighlyCited.com" database shows that Europe suffers from a loss of "Star Scientists" (Nobel Prize winners

---

<sup>16</sup> <http://scifiglow.cepr.org/>

for example) who play a decisive role in the creation of scientific, industrial and entrepreneurial capital networks.

***Conclusion: Contributions of FP7-SSH, a new framework for growth and trade***

This note is based on the results of the FP7 SSH programme. The studies were conducted mainly in the fields of macroeconomics, industrial and behavioural economics. The results thereby give new insights for decision makers.

Would these results have been possible without the impetus given by the research programmes? For some of them there is no doubt about this but certainly they would not have done so at the European level.

The SSH part of the FPs could work as a catalyst bringing together researchers from different disciplines and Member States and creating a knowledge capital common to all European countries. It enabled the improvement of databases, models and concepts relating to innovation and allowed for a consciousness of interdependencies between the European countries as well as the positioning of the European Union vis-à-vis the rest of the world.

All the projects mentioned show the same trends: In a globalised world research and innovation plays a crucial role in the race for growth, competitiveness and employment. Services are increasingly incorporated into manufacturing. The quality of products and services is now crucial to the market share gains.

# **PART 2**

## **Databases for Europe 2020 Strategy and Innovation Union**



## **2.1 Introduction: Data bases for communication**

Beyond their presentation in reports or publication, research contains an important number of empirical evidences as statistics (databases, datasets), surveys or maps.

Whilst this information could be helpful, it is hardly used to justify European policy decisions. However, it is not always easy to collect it. To use it need a specific work that researcher are not always able to do, because they do not master the complexity of issues involved in European policy. Thus, a specific work is necessary to extract from the research arguments which can support Commission policy.

## 2.2. Presentation of the work

The work which was conducted is based on the identification of 86 research projects which have been mostly, with two exceptions, financed by the 6<sup>th</sup> European Framework Programme "Socio economic Sciences and Humanities"- UnitL2. This does not represent the complete list of studies/programmes/research projects, some of them are purely qualitative and therefore do not contain any data.

This work take in account the report "*List of projects 2007-2010 European Research Socio-economic sciences and Humanities*" and the document "*New databases, indicators and tools*". The work has been completed with interviews held with the project officers of unit ex-L2. A tool that allows people to identify and classify *studies / programmes / research projects* according to several established criteria.

Studies/programmes/research projects mentioned in this dataset can be classified in 4 categories:

- **Society** (education, demography, immigration, religion, drugs and criminality),
- **Economy** (determinants of growth, finance, services and intangibles investments; poverty and inequalities),
- **Businesses** : behaviours and diffusion of the growth at local and international levels,
- **Environment** and **sustainability of the growth**, urbanisation process, role of energy.

In each of these areas, the research has produced useful information which can be used to create or support European policy. Moreover, in most cases, they cover the main priorities of the Commission.

The projects presented hereafter are classified by Initiatives and Flagships. The third part of the document, "*Databases and Datasets*" chapter, provide the information (summary, website, type of data, ...) on each project.



## 2.3. Useful Data in the context of EU2020 strategy

The EU2020 strategy is implemented through 7 flagships initiatives<sup>17</sup>

European Union Initiative concerns directly DG Research and Innovation. This unit work is linked to this flagship implementation and that will be explained later, but links exist also with other flagships.

In particular,

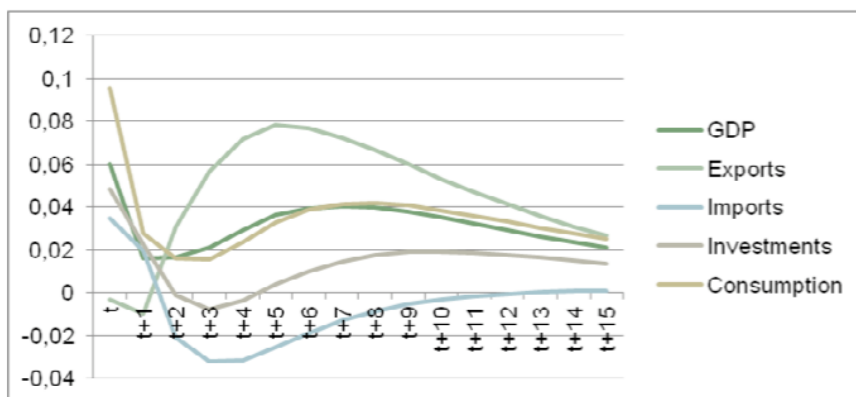
- **"Youth on the move"** initiative is aimed at improving the performance of educational systems and to facilitate the entry of young people in the labour market:
  - The **PRIME-AQUAMETH** project provides a data basis which integrates data at micro level on European universities,
  - **GOETE** conducted a survey on educational systems based on comparative questionnaires and interviews,
  - **WORKABLE** links the educational systems census and the cartography of the labour market.
  - **YOUNEX** provides data on youth and social inclusion.
  
- **"An industrial policy for the globalisation era"** initiative could benefit from several the research project results. Among them :
  - **EFIGE**: data from 15000 businesses in 7 European countries that links the size of the business, its productivity, the labour force intensity, the ability to innovate and the performance in exportation.

---

<sup>17</sup> 1/ Smart growth : Digital agenda for Europe, Innovation Union, Youth on the move; 2/ Sustainable growth : Resource efficient Europe, An industrial policy for the globalisation era; 3/ Inclusive growth : An agenda for new skills and jobs, European platform against poverty

- **DEMETER**: is a macroeconomic model allowing simulations on growth, employment, productivity and innovation. The results of this model have been used to quantify the impacts of research efforts, particularly for the Commission communication on "Innovation Union", but the model can also be used for other sectors.

**Fig. 6 - An example of how the database of DEMETER can be used: simulation showing how an annual economic shock of 6,5 billion Euros increase the GDP and its components growth rate**



Source: DEMETER Project

- **PASHMINA** produces possible future scenarios for 2030 according economic, technological and social evolutions.
- **IMPACT** measures the impact of corporate social responsibility on societal, economic and environmental goals of European Union.

Other research on businesses and SMEs are mentioned later on in the part on the innovation scoreboard.

- **"An agenda for new skills and jobs"** initiative could benefit from the results of the research from :
  - The predictive tool **NEUJOBS** examines different aspects: demography, behaviours, impact on the growth...

- The **MICRO-DYN** report which provides a map of the employment flows between 25 Member States
  - **RECWOWE** provides the results of a survey with statistics and comparable data on working conditions.
- 
- **The Resource efficient Europe Flagship** could be feed by the results of several studies, programmes etc. :
    - **CONSENSUS** is a project on existing regulations in the environment area

## 2.4. The Flagship "Innovation Union"

1/ **Partnership with Member States** have been decided on for areas that are considered to be of strategic importance.

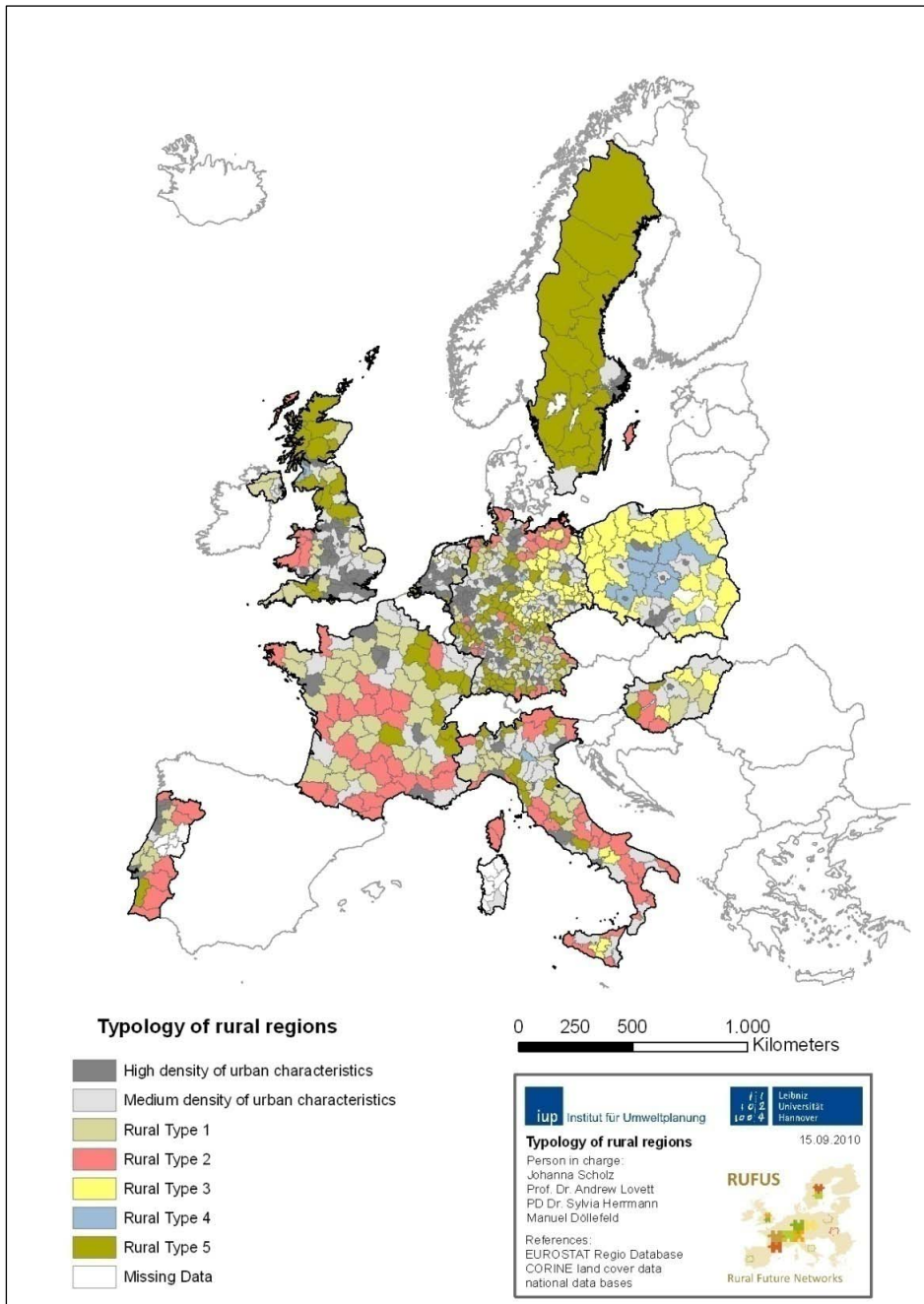
Each partnership could be feed with the research results followed by the unit. But, at the same time, it would be useful that the partnership has an influence on the production of new research data.

Moreover, the websites created by the project managers provide useful detail which may help identify the main actors and the orientation taken by the projects

- **The pilot European Innovation Partnership in the field of active and healthy ageing** could benefit from a large number of statistical data contained in the unit projects:
  - **SHARELIFE (SHARE), MULTILINKS, ASPA or KASS** projects provide data/information from surveys with interviewed populations on aid mechanisms and behaviours.
  - The **COMPARE** project is more methodological and tries to improve the comparability of information among several countries.
  - **ASPRO CEE 2007** project provides data on health payment systems, mainly in the new Member States
  
- **The Innovation Partnerships on Sustainable supply of non-energy raw materials for a Modern Society potential** could be helped by data provided by several projects:
  - **PACT** provides long term scenarios on the transition toward a low carbon economy.
  - **PASHMINA** will deliver data on interactions between energy, transport and environment.
  - The **SMILE** projects will provide indicators on sustainable development

- **The potential Innovation Partnership on Smart Cities** could find information sources among the Unit projects:
  - **CHANCE2SUSTAIN** which contains a spatial data base.
  - The **ACRE** project which explains how the intangibles factors are located in cities.
  
- **The potential Innovation Partnership on Smart mobility for Europe's citizens and businesses**
  - **JOBMOB AND FAMLIVES** projects can contribute to identify key areas, through the survey conducted on 2400 families and its database.
  
- **The potential Innovation Partnership on Agricultural productivity and sustainability** could be supported by the following projects:
  - **DERREG**, which studies rural regions in the context of globalisation including aspects such as SMEs, migrations, environment and qualifications.
  - **CAP-IRE** is based on a survey of rural families which tries to gather their reaction on the reform of the CAP.
  - The **EURODITE** project which delivers regional and interregional indicators on the knowledge-based economy.
  - **RUFUS** which will give a typology of the European rural regions.

**Chart 1 - The data base RUFUS allows a typology of the rural spaces**




**Source:** RUFUS Project

## 2/ The Performance Scoreboard for Research and Innovation could be populated with data provided by several projects :

The databases delivered by the projects will help provide empirical evidences for the strategic partnerships. They will be even more applicable to the Scoreboard for Research and Innovation which is annexed to the Innovation Union Communication. This scoreboard will be completed with the Eurostat and OECD data. The research project data will usefully supplement these other official data sources.


- Business activity is followed through its investments, its collaborations, the entrepreneurship and the intellectual assets.
  - Investments will be followed with the results of the **DEMETER** project, mentioned earlier. Production data are provided by the **EUKLEMS** project which should be part of the **EUROSTAT** system. Financial data will be provided by the **FINNESS** project.

### Slide 1 - Description of the EUKLEMS databases



**EU KLEMS**


**What is in EU KLEMS database?**



- Data available for 72 industries and 30 countries
- Systematic data collection based on national accounts and complementary official sources (labour force surveys, investment surveys and others)
- Long time coverage 1970-2007, with greatest detail for post-1995
- Harmonized methodologies on industry classification, aggregations and procedures to calculate capital services and productivity
- Decomposition of inputs:
  - Capital assets in 7 asset types
  - Labour input in 18 categories (3 x skill; 3 x age and gender)
  - Intermediate inputs: energy, materials and services input
- Broad coverage of EU countries:
  - Growth accounts coverage of 14 EU new member states
  - Limited coverage of 11 other EU countries
  - Comparisons with U.S., Korea, Canada, Australia and Japan
- Publicly available at [www.euklems.net](http://www.euklems.net).

**Source:** EU KLEMS Project

## Slide 2 - Description of the databasis WIOD





### WIOD: Data and Coverage

Time series in current and constant prices of:

- Harmonized national supply and use tables (SUTs)
- Bilateral trade flows of goods and services
- Inter-country SUTs and IO tables
- Socio-economic accounts and environmental accounts
- Fully in line with National Accounts

The tables in the WIOD-database will cover:

- The period from 1995 to 2006  
(and for some major countries back to 1980)
- 27 EU countries and 13 other major countries
- 35 industries and 59 products

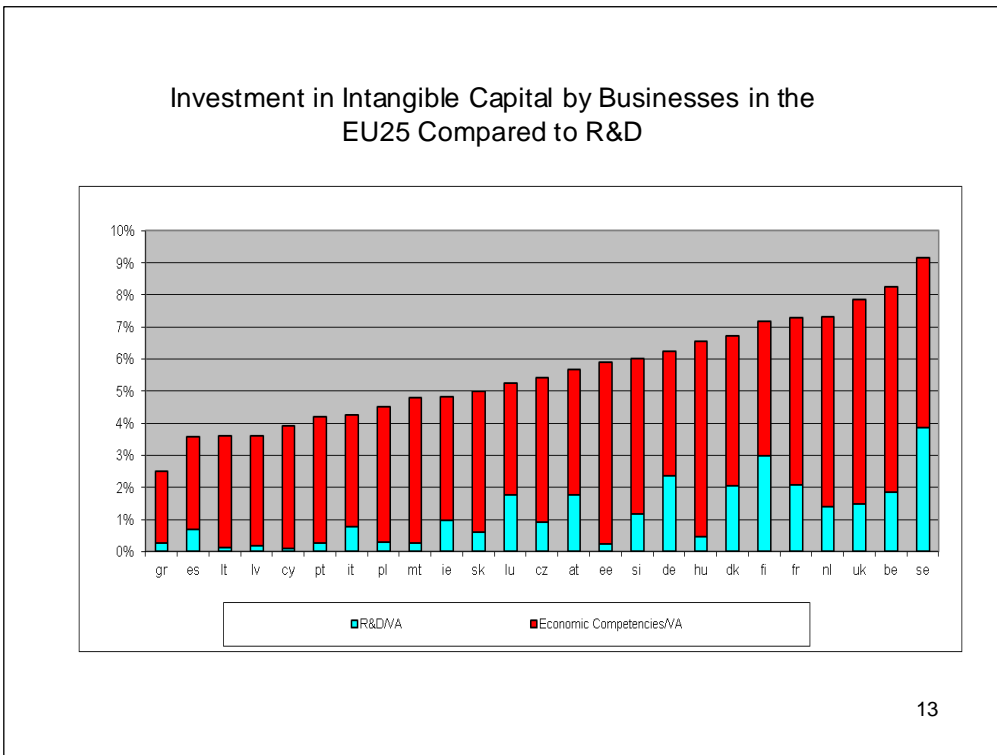


**Source:** WIOD Project

- Long term data, aimed at framing the exercise could be provided by the research **HI-POD** (historical characteristics of the development) and **ICATSEM** (quantitative analysis of the socio-economic models trajectories);
- Intangible investments in innovation of the regions and countries are shown in the projects **INNODRIVE** and **COINVEST** (contribution of the intangibles to the economic growth); **INDICSER** and **SERVICEGAP** (impact of the service market on economic growth) and **IAREG** (link between the development of intangibles and regional localisation). The **PIQUE** report (general interest services) could complement this with the link between innovation and intangibles.



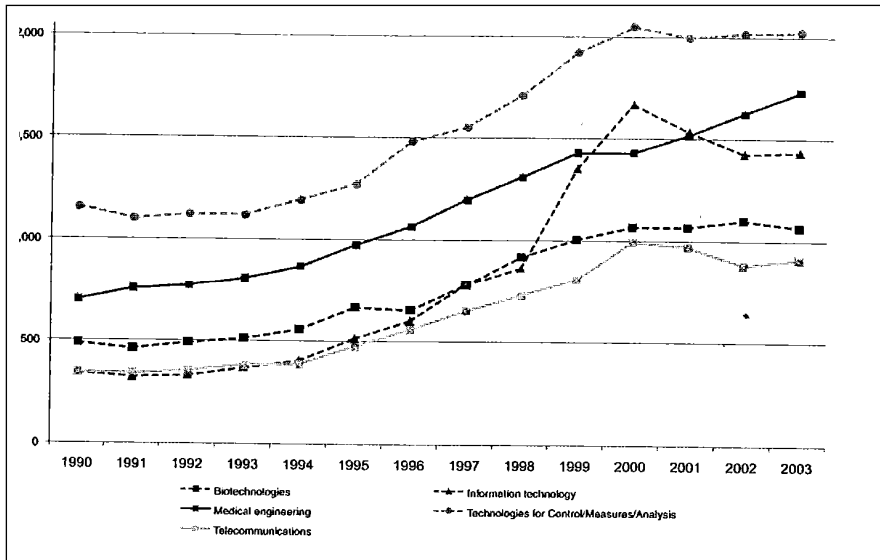
**Chart 2 - INNODRIVE data basis shows the importance of intangibles relatively to the R&D**



**Source:** INNODRIVE Project - *Published In:* Roth (2010). Measuring Innovation - Intangible Capital Investment in the EU, *Intereconomics* 45: 273-277.

- Several reports have been prepared on innovation strategies. They contain statistical data which can complement/supplement official innovation indicators.
  - **KEINS** studies innovation in new Member States and their ability to register patents in technological areas. The **AEGIS** project studies the link between the knowledge-based economy and entrepreneurship.

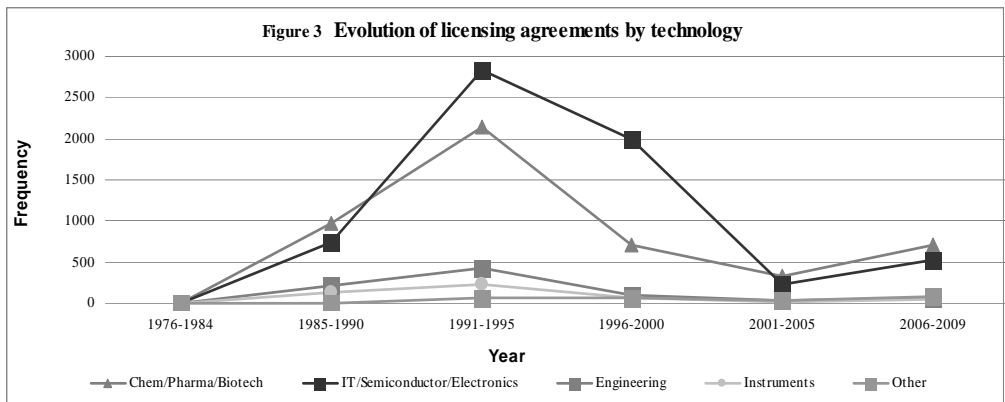
**Fig. 7 - Data produced by the research report AEGIS "Patterns of technological entry in different fields"**



Source: AEGIS Project

- **U-KNOW** outlines innovation strategies of the firms
- **GLOBINN** describes innovation networks by mapping firms' behaviour: patents, agreements, networking with the universities etc.

**Fig. 8 - Globinn data basis gives the evolution of the number of patents**



Source: Globinn Project

- The link between innovation and financial markets is treated by the **FINNOV** research
- The impact of financial partnerships on the performance of businesses has been studied by the **VICO** project which is based on data from 7500 innovative businesses and 762 agreements.
- Predictions for the future are given by the project **INFU** which provides scenarios on the evolution of technology.

*Research systems* have also been the subject of research studies and have lead to the **EERQI** project which is a survey looking at the quality of the publications.

## 2.5. Inclusive growth : data and measure

The Europe2020 strategy has launched a European platform against poverty and social exclusion. This platform is aimed to improve the social and territorial cohesion by providing aid to people in situation of poverty and social exclusion and to help them to participate actively in society.

Several researches contain quantitative data (surveys in most of the cases) which can be used to help in this area.

Migration trends have been studied by the following researches:

- **PROMINSTRAT** and **NORFACE+** which delivers data on migration.
- The **MAFE** project which studies, more specifically, the migrations between Europe and Africa.
- **EDUMIGROM** which studies the specific question of the Roma population [in Europe]

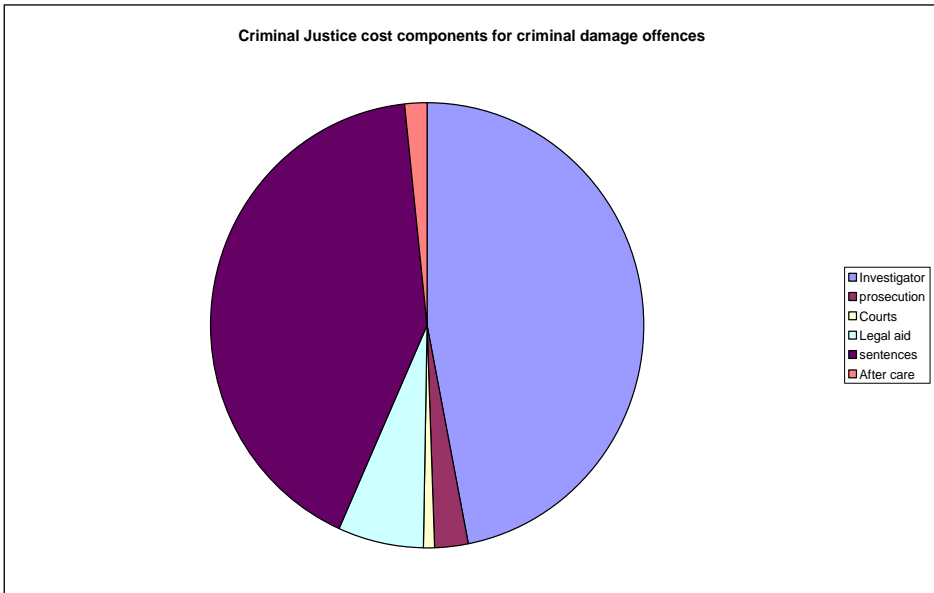
Religion, tolerance and respect are other dimensions of inclusive growth. These aspects are studied in the following programmes:

- **RELIGARE** a study on religion and secularism in Europe.
- **REPECT** and **ACCEPT PLURALISM** address tolerance and diversity, meanwhile **TOLERACE** analyses the determinants of racism and discriminations.

Finally there are also researches on justice and poverty:

- **EURO-JUSTIS** studies the perception of judicial systems and sanctions/sentences by the citizen

**Fig. 9 - The database of the MCC project provides an estimation on the cost of judicial actions**



*Source:* MMECC Project

**Data on crime, drugs and their costs are covered by studies: CRCC, CRIMPREV and MMECC.**

## 2.6. A better integration of the researches into the European arguments

Initiatives and partnerships launched by the Commission are considered – rightly so - as magnets which attract ideas and resources. They are aimed to create networks between Commission services, researchers and Member States

The classification which has been established show that each of them can be useful for the European partnerships and their initiatives. Each of them contains empirical evidence, either data sources that could be integrated into the **EUROSTAT** system, or other thematic or cartographic data bases.

---

<sup>i</sup> L. Soete: The costs of a non innovative Europe: the challenges ahead, UNU-MERIT 21<sup>st</sup> September 2010.

<sup>ii</sup> M.P Timmer, R. Inklaar, M. O'Mahony, B. Van Ark op cité.

<sup>iii</sup> P.Lamy : "Made in China" tells us little about global trade, Financial Times, January 24, 2011.

<sup>iv</sup> C. Corrado, C. Hulten and D. Sichel, "Measuring Capital and Technology: An expanded framework", in C. Corrado, J. Haltiwanger and D. Sichel (eds), Measuring Capital in the New Economy, National Bureau of Economic Research, Studies in Income and Wealth, Vol. 65, Chicago, IL: University Chicago Press, pp. 11-45.

<sup>v</sup> M. Lévy and J.-P. Jouyet, "L'économie de l'immatériel: La croissance de demain", Rapport de la Commission sur l'économie de l'immatériel, March 2006.

<sup>vi</sup> J. Haskel : Intangibles, Innovation and growth : review of COINVEST project. Beyond EUKLEMS seminar, Brussels, December 2010.

<sup>vii</sup> F. Roth, E. Thum : Does intangible capital affect economic growth", INNODRIVE Working Paper n°3, September 2010.

<sup>viii</sup> J.F. François. and J. Woerz : Producer services, Manufacturing Linkage and Trade, FIW WP 002, 2007.

<sup>ix</sup> M. Bratti and G. Felice : "Are exporters more likely to introduce product innovations? EFIGE Working paper 25, March 2010.

<sup>x</sup> M. Srohlec : Cooperation on innovation with partners at home, in other European countries, in the United States and elsewhere : what does account for the difference?, paper prepared for the GIOBINN Project, January 2010.

<sup>xi</sup> P. Zagamé : The costs of a non-innovative Europe: What can we learn and what can we expect from the simulation works? Mars 2010.

<sup>xii</sup> A. Gambardella and A. Torrisi Heterogeneity of technology licensing patterns across Europe, paper prepared for the Globinn Project, January 2010.

<sup>xiii</sup> R.de Veugelers: "Toward a multipolar Science World : Trends and Impacts, December 2009

<sup>ivx</sup> L. Van Bouwel & R. Veughelers: Does university quality drive international student flows? CEPR discussion paper n° 7657 and J. Ruiz-Castillo : A Comparison of the Scientific Performance of the U.S. and the European Union at the Turn of the XXI Century, SCIFI GLOW Paper January 15, 2010.





# **PART 3**

## **Databases and datasets**



Europe 2020 Strategy A... Youth on the move					
Title of project	Key data	Type of data	Delivery	Website	EU contact
AQUAMETH (PRIME)	Database which integrates microlevel data on European universities	Collecting data at the level of the individual university across a number of European countries and prepare the data for integrated cross-country comparisons	30/09/09	<a href="http://www.utwente.nl/mb/icheps/research/current_projects/Aquameth.doc">www.utwente.nl/mb/icheps/research/current_projects/Aquameth.doc</a>	Philippe Keraudren
GOETE	Data inventory on educational systems	Comparative surveys and interviews	01/12/2012	<a href="http://www.goete.eu">www.goete.eu</a>	Alf�e Manuela
WORKABLE	Data inventory on educational systems	Official statistics and interviews; Cartography of the labour market	02/10/2012	<a href="http://www.workable-eu.org">www.workable-eu.org</a>	Alf�e Manuela
YOUNEX	Youth and social inclusion	Statistics	31/08/2011	<a href="http://www.younex.unige.ch">www.younex.unige.ch</a>	Marc Goffart

<b>Europe 2020 Strategy</b>					
<b>B- An industrial policy for the globalisation era</b>					
<b>Title of project</b>	<b>Key data</b>	<b>Type of data</b>	<b>Delivery</b>	<b>Website</b>	<b>Project Officer</b>
BLUE-ETS	Improvement of statistical data on trade	Support to ESTAT MEETS (initiative on trade data)	31/03/2013	<a href="http://www.blue-efs.istat.it">www.blue-efs.istat.it</a>	Ian Perry
DEMETER	Science, Technology and Innovation (STI)	Macro-economic impacts (modelling)	31/12/2011	<a href="http://www.demeter-project.eu">www.demeter-project.eu</a>	Domenico Rossetti di Valdabero
EFIGE	Harmonized cross country data set on internationalisation of European firms	Survey	31/08/2012	<a href="http://www.efige.org">www.efige.org</a>	Domenico Rossetti di Valdabero
ENBR	Regulatory process	IA regulatory process	31/12/08	<a href="http://www.enbr.org">www.enbr.org</a>	Domenico Rossetti di Valdabero
EVIA	Innovations and outcomes of Impact Assessment	IA regulatory process	31/01/08	<a href="http://userpage.fu-berlin.de/fffu/evia">userpage.fu-berlin.de/fffu/evia</a>	Domenico Rossetti di Valdabero
FRIDA	Regional innovation networks, clusters and anchor firms	Tables and graphs	01/12/2010	<a href="http://www.fridaproject.eu">www.fridaproject.eu</a>	Pia Laurila
GRASP	Assess the effectiveness of public policies, adequacy and sustainability of growth	Based on theoretical contributions	31/10/2013	<a href="http://www.csc.kth.se/grasp">www.csc.kth.se/grasp</a>	Marianne Paasi
IMPACT	Impact performance of CSR	Measurement of Corporate Social Responsibility (CSR)	01/03/2013	<a href="http://www.csr-impact.eu">www.csr-impact.eu</a>	Dominik Sobczak
MONFISPOL	Modelling policy mix	Database for calculation tool DYNARE, used by DG ECFIN and many central banks	30/09/2011	<a href="http://www.monfispol.eu">www.monfispol.eu</a>	Dominik Sobczak
PASHMINA	Interaction between economy and environment, paradigm shifts in the energy-transport-environment and land use and territorial functions	Production of scenarios; Modelling tools	31/10/2012	<a href="http://www.pashmina-project.eu">www.pashmina-project.eu</a>	Domenico Rossetti di Valdabero
SELUSI	emerging social entrepreneurs as a source of external intelligence, ideas and technology	Analyse the founding decisions of 800 emerging social entrepreneurs	30/09/2011	<a href="http://www.selusi.eu">www.selusi.eu</a>	Domenico Rossetti di Valdabero
SERVPPIN	Role of the link between public and private sector in the economic performance	Data on services in both sectors	31/01/2011	<a href="http://www.servppin.com">www.servppin.com</a>	Domenico Rossetti di Valdabero
WIOD	Balances of payment per production stage	Regular database	30/04/2012	<a href="http://www.wiod.org">www.wiod.org</a>	Ian Perry

<b>Europe 2020 Strategy</b>					
<b>C- An agenda for new skills and jobs</b>					
<b>Title of project</b>	<b>Key data</b>	<b>Type of data</b>	<b>Delivery</b>	<b>Website</b>	<b>Project Officer</b>
LLL2010	Formal continuous training	Survey (100.000 users)	28/08/11	<a href="http://ll2010.tlu.ee">ll2010.tlu.ee</a>	Marc Goffart
MICRO-DYN	Competitiveness of firms, regions and industries	Comprehensive datasets across regions, industries and countries	26/11/07	<a href="http://www.micro-dyn.eu">www.micro-dyn.eu</a>	Dominik Sobczak
NEUJOBS	Adaptation of the labour market to the socioeconomic change	Regional and national data on the labour market	28/02/15	site en preparation	Marc Goffart
RECOWOWE	Meta-dataset on Work & Welfare & related policies	Survey, statistics and comparative data (national & European)	30/09/11	<a href="http://www.edacowowe.eu">www.edacowowe.eu</a>	Marc Goffart
UPP	Privatisation in different countries	Mapping of privatisation process	31/07/08	<a href="http://uppproject.net">uppproject.net</a>	Dominik Sobczak

<b>Europe 2020 Strategy</b>					
<b>D- The resource efficient Europe flagship</b>					
<b>Title of project</b>	<b>Key data</b>	<b>Type of data</b>	<b>Delivery</b>	<b>Website</b>	<b>Project Officer</b>
CONSENSUS	Environmental sustainability and economic pressure	Comparison of regulatory adjustments across different policy areas	30/04/2011	<a href="http://www.fp7-consensus.eu">www.fp7-consensus.eu</a>	Marc Goffart

### Innovation Union Flagship: Partnership with Member States

#### E.1.1- European pilot innovation partnership

Title of project	Key data	Type of data	Delivery	Website	Project Officer
ASPA	Ageing: Forces and mechanisms behind employers and government's behavior	Large scale surveys	30/06/2011	<a href="http://www.aspa-eu.com">www.aspa-eu.com</a>	Dominik Sobczak
ASSPRO CEE 2007	Healthcare consumption and payments 6 countries	Survey based dataset	28/02/2013	<a href="http://www.assprocee2007.com">www.assprocee2007.com</a>	Pilar Gonzalez Pantaleon
COMPARE	Health, ageing and retirement in Europe	Toolbox for improving the comparability	28/02/08	<a href="http://www.compare-project.org">www.compare-project.org</a>	Ian Perry
KASS	Kinship networks and social assistance	Field-work data (anthropological kinship networks)	30/04/07	<a href="http://eth.mpg.de/kass/contact">eth.mpg.de/kass/contact</a>	Marc Goffart
LEPAS	Effect of ageing on the economy	Models of general equilibrium	31/03/2012	<a href="http://www.lepas-fp7.de">www.lepas-fp7.de</a>	Dominik Sobczak
MULTILINKS	Support for families and elderly care	Measures at different points in the individual and family life	01/02/2011	<a href="http://www.multilinks-project.eu">www.multilinks-project.eu</a>	Dominik Sobczak
SHARELIFE	Health, ageing and retirement in Europe	Survey	31/12/10	<a href="http://www.share-project.org/sharelife">www.share-project.org/sharelife</a>	Dominik Sobczak

### Innovation Union Flagship: Partnership with Member States

#### E.1.2- Sustainable supply of non-energy raw materials for a modern society

Title of project	Key data	Type of data	Delivery	Website	Project Officer
PACT	Pathways for carbon transitions : urbanisation, land use and mobility	Scenarios at EU and work at 2050 using VLEEMS and POLE models	30/09/11	<a href="http://www.pact-carbon-transition.org">www.pact-carbon-transition.org</a>	Domenico Rossetti di Valdabero
PASHMINA	Interaction between economy and environment, paradigm shifts in the energy-transport-environment and land use and territorial functions	Production of scenarios; Modelling tools	31/10/2012	<a href="http://www.pashmina-project.eu">www.pashmina-project.eu</a>	Domenico Rossetti di Valdabero
SMILE	Indicators on sustainable development	Pilot collections of data using DECOIN project	30/06/2011	<a href="http://www.smile-fp7.eu">www.smile-fp7.eu</a>	Ian Perry

<b>Innovation Union Flagship: Partnership with Member States</b>					
E.1.3 -Smart cities potential innovation partnership					
Title of project	Key data	Type of data	Delivery	Website	Project Officer
ACRE	Soft location factors in 13 metropolitan regions	Maps	30/09/10	<a href="http://www2.fmg.uva.nl/acre">www2.fmg.uva.nl/acre</a>	Dominik Sobczak
CHANCE2SUSTAIN	Citygrowth and sustainability challenge	Have a spatial database involving GIS	01/03/2014	<a href="http://www.chance2sustain.eu">www.chance2sustain.eu</a>	Marianne Paasi

<b>Innovation Union Flagship: Partnership with Member States</b>					
E.1.4- Smart mobility for Europe's citizens and business potential innovation partnership					
Title of project	Key data	Type of data	Delivery	Website	Project Officer
CONSENT	Consumer protection	Data on on line consumption	30/04/2013	<a href="http://www.consent.law.muni.cz">www.consent.law.muni.cz</a>	Marianne Paasi
JOBMOBAND FAMILIVES	Job-related spatial mobility of Europeans and quality of life	Survey (2400 persons), database	15/07/09	<a href="http://www.jobmob-and-familives.eu/news.html">www.jobmob-and-familives.eu/news.html</a>	Pia Laurila

<b>Innovation Union Flagship: Partnership with Member States</b>					
E.1.5 Agricultural productivity and sustainability potential innovation partnership					
Title of project	Key data	Type of data	Delivery	Website	Project Officer
CAP-IRE	Farm households reactions to CAP reforms	Survey (2400 farms), scenarios	01/12/2010	<a href="http://www.cap-ire.eu">www.cap-ire.eu</a>	Pia Laurila
DERREG	Rural regions at the time of globalisation; SMEs, migration, environment, capacities	Survey, reports, articles	31/12/2011	<a href="http://www.derreg.eu">www.derreg.eu</a>	Pia Laurila
EURODITE	Regional knowledge-economy indicators and inter-regional data	Tables, graphs	31/08/10	<a href="http://www.business.bham.ac.uk/eurodite">www.business.bham.ac.uk/eurodite</a>	Pia Laurila
RUFUS	Typology of rural regions in Europe	Rural typology, scenarios of rural futures	30/04/2011	<a href="http://www.rufus.eu.de">www.rufus.eu.de</a>	Pia Laurila

**Innovation Union Flagship: The performance scoreboard for research**

E.2.1. Enterprise activity

Title of project	Key data	Type of data	Delivery	Website	Project Officer
COINVEST	Intangible Investment	Tables on EU MS and US and Japan	01/03/2010	<a href="http://www.coinvest.org.uk">www.coinvest.org.uk</a>	Ian Perry
DEMETER	Science, Technology and Innovation (STI)	Macro-economic impacts (modelling)	31/12/2011	<a href="http://www.demeter-project.eu">www.demeter-project.eu</a>	Domenico Rossetti di Valdabero
EUKLEMS	National accounts	Growth and productivity accounts	30/08/2007	<a href="http://www.euklems.net">www.euklems.net</a>	Ian Perry
FINNESS	Understanding of the implications of ongoing financial market integration in Europe	Data on financial markets	15/04/2010	<a href="http://www.finess-web.eu">www.finess-web.eu</a>	Dominik Sobczak
HI-POD	Historical patterns of development and underdevelopment	Long-run historical economic series, on prices, trade, production, etc	01/10/2012	<a href="http://cepr.org/research/hipod.htm">cepr.org/research/hipod.htm</a>	Marianne Paasi
IAREG	Link between the development of intangibles and regional location	Model on the transfer of regional growth data on intangibles at regional level.	01/01/2010	<a href="http://www.iareg.org">www.iareg.org</a>	Marianne Paasi
ICATSEM	Quantitative analysis of the trajectories of socio-economic models	Quantitative analysis of the trajectories 75-2005	01/06/2011	<a href="http://icatsem.u-bordeaux4.fr">icatsem.u-bordeaux4.fr</a>	Marianne Paasi
INDICSER	Research on service sector	Tables	31/12/2012	<a href="http://indicser.com">indicser.com</a>	Ian Perry
INNODRIVE	Contribution of the intangibles to growth	Data on the intangibles and estimates on the link between the production of intangibles and growth	28/02/2011	<a href="http://www.innodrive.org">www.innodrive.org</a>	Marianne Paasi
PIQUE	Public services	Assessment of quality of different sectors	31/05/09	<a href="http://www.pique.at/project/aim.html">www.pique.at/project/aim.html</a>	Dominik Sobczak
SERVICESGAP	Impact of market services on aggregate economic growth	Data on intangible assets	28/02/2013	<a href="http://www.servicegap.org">www.servicegap.org</a>	Marianne Paasi



<b>Innovation Union Flagship: The performance scoreboard for research</b>					
E.2.2- Innovation strategies					
Title of project	Key data	Type of data	Delivery	Website	Project Officer
AEGIS	Knowledge intensive entrepreneurship in Europe	Survey and database (5000 firms)	30/09/2012	<a href="http://www.aegis-fp7.eu">www.aegis-fp7.eu</a>	Laurila Pia
CIVISTI	Science, technology and innovation	Prospective data	01/08/2011	<a href="http://www.civisti.org">www.civisti.org</a>	Perla Strour-Gandon
FINNOV	Link between innovation and financial markets	Empirical evidence and theoretical models	28/02/2012	<a href="http://www.finnov-fp7.eu">www.finnov-fp7.eu</a>	Dominik Sobczak
Gioblinn	Innovation networks	mapping of the behaviour of companies (licensing, collaborative agreement, dissemination of R&D)	01/10/2010	<a href="http://globinn.freeman-centre.ac.uk">globinn.freeman-centre.ac.uk</a>	Marianne Paasi
IKNOW	Shaping and shaking the future of science, technology and innovation in the ERA	Prospective data	01/04/2011	<a href="http://www.iknowfutures.eu">www.iknowfutures.eu</a>	Perla Strour-Gandon
INFU	Innovation Patterns	Visions, scenarios and implication	01/01/2012	<a href="http://www.iknowfutures.eu">www.iknowfutures.eu</a>	Perla Strour-Gandon
INGINEUS	Behaviour of firms in offshoring and outsourcing R&D other knowledge intensive activities	Survey (emerging countries)	31/12/2012	<a href="http://www.ingineus.eu/getpage.aspx?id=1&amp;sec=1">www.ingineus.eu/getpage.aspx?id=1&amp;sec=1</a>	Domenico Rossetti di Valtabero
Inno S&T	Survey on inventions and patents	Large survey results	31/03/2011	<a href="http://www.hks-swg.de/en/866.php">www.hks-swg.de/en/866.php</a>	Ian Perry
KEINS	Academic innovators and their patenting activity, regional patterns of patenting activity of new technological firms, knowledge intensive entrepreneurship in Eastern European countries	Databases	31/08/2007	<a href="http://portale.unibocconi.it/wps/wcm/connect/Centro_KIT/ES/Home/Research+Networks/KEINS">portale.unibocconi.it/wps/wcm/connect/Centro_KIT/ES/Home/Research+Networks/KEINS</a>	Laurila Pia
SCIFI-GLOW	Production of knowledge, globalisation, innovation and firms	Organisation of firms and universities in the production of knowledge	30/11/2011	<a href="http://scifiglow.cepr.org">scifiglow.cepr.org</a>	Marianne Paasi
SESTI	Scanning for emerging science and technology issue	Prospective data	01/03/2011	<a href="http://sesti.info">sesti.info</a>	Perla Strour-Gandon
U-know	Innovation strategies of firms	Tables, data	28/02/2009	<a href="http://www.iwh-halle.de/projects/uknow/fin dex.html">www.iwh-halle.de/projects/uknow/fin dex.html</a>	Dominik Sobczak
VICO	Impact of venture capital and private equity financing on the performance of entrepreneurial venture	Dataset of 762 venture capital/private equity backed medium- and high-tech companies in 7 European countries	31/09/2011	<a href="http://www.vicoproject.org/index.html">www.vicoproject.org/index.html</a>	Dominik Sobczak

**Innovation Union Flagship: The performance scoreboard for research**

E.2.3-Research systems

Title of project	Key data	Type of data	Delivery	Website	Project Officer
EERQI	Scientific quality of publications	Questionnaire - survey	01/03/2011	<a href="http://www.esriqi.eu/">www.esriqi.eu/</a>	Manuela Alfé
RISQ	Statistical methodology, representativity of indicators	Methodology (survey results)	01/06/2010	<a href="http://www.risq-project.eu/">www.risq-project.eu/</a>	Ian Perry

<b>Inclusive growth: data and measure</b>					
<b>F.1- Migration</b>					
Title of project	Key data	Type of data	Delivery	Website	Project Officer
PROMINSTAT	Migrations	Data on migrations	30/06/09	<a href="http://www.prominstat.eu/drupal/?q=node/64">www.prominstat.eu/drupal/?q=node/64</a>	Pilar Gonzalez Pantaleon
NORFACE +	New challenges Europe face with migrations	Data on migrations	31/01/2014	<a href="http://www.norface.org">www.norface.org</a>	Daniel Deybe
MAFE	Migration between Africa and Europe	Longitudinal data analysis	31/03/2012	<a href="http://www.mafeproject.com/">www.mafeproject.com/</a>	Pilar Gonzalez Pantaleon
EDUMIGROM	Immigrant & Roma secondary school pupils	Community (qual.) & individual (quant.) Survey	28/02/11	<a href="http://www.edumigrom.eu">www.edumigrom.eu</a>	Marc Goffart
EACH-FOR	Forced Migration due to Environmental (incl. Climatic) Changes	Scenario-building & estimates	31/03/09	<a href="http://www.each-for.eu">www.each-for.eu</a>	Marc Goffart

<b>Inclusive growth: data and measure</b>					
<b>F.2- Liberty, justice, security</b>					
<b>Title of project</b>	<b>Key data</b>	<b>Type of data</b>	<b>Delivery</b>	<b>Website</b>	<b>Project Officer</b>
ACCEPT PLURALISM	Tolerance and diversity	Indicators of tolerance	30/09/2013	<a href="http://www.accept-pluralism.eu">www.accept-pluralism.eu</a>	Louisa Anastopoulou
CRCC	Data on prisons and use of drugs in prison	Data from the European Council + interviews	31/07/09	<a href="http://ec.europa.eu/research/fp6/jssp/crcc_en.html">ec.europa.eu/research/fp6/jssp/crcc_en.html</a>	Manuela Alfé
CRIME AND CULTURE	Data on the perception of corruption	Survey - interviews	31/07/09	<a href="http://www.uni-konstanz.de/crimeandculture/index.html">www.uni-konstanz.de/crimeandculture/index.html</a>	Manuela Alfé
CRIMPREV	Data on criminalisation and victimisation	Questionnaire - analysis of literature	30/06/09	<a href="http://odel.irevues.inist.fr/crimprev/index.php?id=281">odel.irevues.inist.fr/crimprev/index.php?id=281</a>	Manuela Alfé
ESS3 & ESS4	Underlying value change within thirty countries in Europe	Questionnaire - survey	31/08/09	<a href="http://www.europeansocialsurvey.org">www.europeansocialsurvey.org</a>	Manuela Alfé
EURO-JUSTIS	Perception of judiciary systems and sanctions	Questionnaire - survey	01/08/2010	<a href="http://www.eurojustis.eu">www.eurojustis.eu</a>	Manuela Alfé
MMECC	Data on the costs of crime	Pilot scheme to calculate the costs	31/12/08	<a href="http://www.costsofcrime.org">www.costsofcrime.org</a>	Manuela Alfé
RELIGARE	legal rules protecting or limiting (constraining) the experiences of religious or other belief-based communities.	Survey - interviews	31/01/13	<a href="http://www.religareproject.eu">www.religareproject.eu</a>	Louisa Anastopoulou
RESPECT	Tolerance and cultural diversity	Concepts of tolerance, respect and space	31/12/2011	<a href="http://www.respect.iusspavia.it">www.respect.iusspavia.it</a>	Louisa Anastopoulou
TOLERACE	Analysis of racism and discriminations	Toolkit for the analysis - web based resource	28/02/2013	<a href="http://www.ces.uc.pt/projectos/tolerance">www.ces.uc.pt/projectos/tolerance</a>	Louisa Anastopoulou

<b>Inclusive growth: data and measure</b>		<b>Key data</b>		<b>Type of data</b>		<b>Delivery</b>		<b>Website</b>		<b>Project Officer</b>	
<b>F.3 - Inequalities, Poverty</b>		<b>Title of project</b>		<b>Improvement of the database EU-SILC</b>		<b>31/03/2011</b>		<b><a href="http://www.ameli.surveystatistic.s.net">www.ameli.surveystatistic.s.net</a></b>		<b>Ian Perry</b>	
AMELI	Indicators of Laeken on poverty	Improvement of the database EU-SILC		Comparison across 25 countries		01/01/2013		<b><a href="http://www.gini-research.org">www.gini-research.org</a></b>		<b>Marianne Paasi</b>	
GINI	Inequalities and its determinants	Reports, articles, modelling		28/02/09		<b><a href="http://www.criiss-ineq.org">www.criiss-ineq.org</a></b>		<b>Laurita Pia</b>			
INEQ	Mechanisms and sources of inequalities (income inequalities)										

European Commission

**EUR 24822 - Databases from socio-economic research projects for policymaking**

Luxembourg: Publications Office of the European Union

2011 — 60 pp. — 17,6 x 25,0 cm

ISBN 978-92-79-20296-4

doi 10.2777/58320

## How to obtain EU publications

### Free publications:

- via EU Bookshop (<http://bookshop.europa.eu>);
- at the European Union's representations or delegations. You can obtain their contact details on the Internet (<http://ec.europa.eu>) or by sending a fax to +352 2929-42758.

### Priced publications:

- via EU Bookshop (<http://bookshop.europa.eu>);

### Priced subscriptions (e.g. annual series of the Official Journal of the European Union and reports of cases before the Court of Justice of the European Union):

- via one of the sales agents of the Publications Office of the European Union ([http://publications.europa.eu/others/agents/index\\_en.htm](http://publications.europa.eu/others/agents/index_en.htm)).

Socio-economic research leads to a better understanding and measurement of the economic, social and environmental impact of government policies.

It relies on statistical data series coming from surveys and other structured sets of data. This publication presents an overview of the socio-economic research funded from FP. It shows that for each dimension of the Europe 2020 Strategy and the Innovation Union partnership research has been carried out looking at, measuring and supporting decision making.

The material presented in this publication allow the reader not only to access the quantitative data which underpin the strategies adopted by Europe but at one and the same time inform the reader about these projects and the teams working on them.

