



EUROPEAN COMMISSION
RESEARCH DIRECTORATE-GENERAL

Directorate A – Inter institutional and legal matters – Framework programme
Evaluation and monitoring of programmes
Management Reporting and Data Quality

FP7 Subscription and Performance
during the first year of implementation

Brussels

June 2008

CONTENTS

1. INTRODUCTION

2. FP7 SPECIFIC PROGRAMMES: SUBSCRIPTION AND SUCCESS RATES

3. FP7 SCHEMES: SUBSCRIPTION AND SUCCESS RATES

4. FP7 APPLICANT'S TYPE OF ACTIVITY/LEGAL STATUS: PARTICIPATION AND SUCCESS RATES

5. FP7 COUNTRY PARTICIPATION AND SUCCESS RATES

6. FP7 TIME TO GRANT (TTG)

ANNEXES

1. List of FP7 calls for proposals considered by the present study
2. Participation in FP7 submitted and retained for funding proposals and success rates by activity area, funding scheme and participants' type of activity/legal status.
3. EU-27: Participation in FP7 submitted and retained for funding proposals and success rates by activity area, funding scheme and participants' type of activity/legal status
4. EU Candidate Countries: Participation in FP7 submitted and retained for funding proposals and success rates by activity area, funding scheme and participants' type of activity/legal status
5. FP7 Associated Countries: Participation in FP7 submitted and retained for funding proposals and success rates by activity area, funding scheme and participants' type of activity/legal status
6. FP7 Third Countries: Participation in FP7 submitted and retained for funding proposals and success rates by activity area, funding scheme and participants' type of activity/legal status
7. FP7 Country specific success rates

1. INTRODUCTION

The purpose of this report is to present aggregated data on the subscription and outcome of concluded FP7 calls for proposals that were published during 2007. The report also attempts a comparative assessment of participation patterns and performance among applicants' type of activity, legal status and nationality.

The population

The underlying population considered by this report comprises data on 51 concluded calls for proposals published in 2007 under the "Cooperation", "Capacities", "People" and "Ideas" FP7 specific programmes as well as the FP7- Euratom. By concluded calls, it is meant that data on evaluation and selection outcome are available and have already been communicated to the respective FP7 Programme Committee configurations. Negotiations on grant agreements concerning the successful (retained for funding) proposals are ongoing with some 700 grant agreements having already been signed.

The reference population contains data on **20,675 eligible proposals** involving **97,660 applicants** and a total of **EUR 35.5 billion** of requested EC contribution. Out of these, **2,850 proposals** (14%) were retained for funding involving **19,305 applicants** (20%) and a total of **EUR 5.7 billion** (16%) of requested EC contribution.

The population does not include:

- Ineligible proposals, i.e., proposals that failed one or more of the formal eligibility criteria specified by the respective call for proposals. Similarly, duplicates as well as proposals withdrawn by the coordinator were also excluded from any further consideration.
- First-stage proposals submitted to 5 FP7 calls for proposals that implemented a two-stage proposal submission and evaluation procedure¹, because detailed applicants' data is not collected at this stage. It should be noted that the ERC call for proposals under the IDEAS specific programme also implemented a two-stage proposal evaluation and selection procedure but, unlike the previously mentioned 5 calls, detailed applicants' data is available and therefore ERC eligible proposals are included in the reference population.
- Financial data concerning proposals for Marie Curie Actions under the PEOPLE Specific Programme because such data is not collected for this type of proposals.
- Proposals addressing "General Activities (annex IV) under the "Cooperation" specific programme, i.e., a total of 7 eligible proposals with 45 participants and EUR 7.5 million of requested EC contribution.

Annex 1 presents basic statistics on the 51 concluded calls for proposals such as, number of submitted proposals, number of eligible proposals, number of proposals retained for funding and, finally, the corresponding call-specific "*proposal success rates*" defined as the *percentage of proposals retained for funding out of the total number of eligible proposals*.

¹ Namely, FP7-NMP-2007-SMALL-1, FP7-NMP-2007-LARGE-1, FP7-NMP-2007-SME-1, FP7-PEOPLE-2007-1-1-ITN and FP7-SME-2007-2.

2. FP7 SPECIFIC PROGRAMMES: SUBSCRIPTION AND SUCCESS RATES

Annex 2 presents detailed aggregated statistics on FP7 submitted and retained for funding proposals by activity area, instrument and participants' type of activity and legal status. It also presents the corresponding success rates in terms of successful proposals, applicants in successful proposals and EC contribution requested by successful applicants.

Table 1 below presents a summary of FP7 implementation statistics for i) the total of FP7, ii) excluding proposals for the ERC and iii) excluding proposals to both ERC and Marie Curie actions.

		COOPERATION	CAPACITIES	PEOPLE (Marie Curie only ¹)	IDEAS (ERC)	Euratom	Total FP7	Total FP7 (excl. IDEAS)	Total FP7 (excl. IDEAS and Marie Curie)
Submitted proposals	Total number of submitted proposals	6873	1557	3326	8787	54	20675	11888	8562
	Total number of applicants in submitted proposals	67984	11873	5717	11157	583	97660	86503	80786
	Total requested EC funding in submitted proposals	23385	1963		9917	193	35467	25550	25550
	Average number of applicants in submitted proposals	9,9	7,6	1,7	1,3	10,8	4,7	7,3	9,4
	Average requested EC contribution per submitted proposal	3,4	1,26		1,13	3,58	2,04	2,15	2,98
	Average requested EC contribution per applicant	0,34	0,17		0,89	0,33	0,39	0,30	0,32
Mainlisted proposals	Total number of mainlisted proposals	1225	307	1066	201	15	2850	2649	1583
	Total number of participants in mainlisted proposals	13996	3028	1892	214	206	19519	19305	17413
	Total requested EC funding per mainlisted proposal	4798	566		279	72	5721	5442	5442
	Average number of participants in mainlisted proposals	11,4	9,9	1,8	1,1	13,7	6,8	7,3	11,0
	Average requested EC contribution per mainlisted proposal	3,9	1,84		1,39	4,78	2,01	2,05	3,44
	Average requested EC contribution per mainlisted applicant	0,34	0,19		1,3	0,35	0,29	0,28	0,31
Success rate	Success rate (proposals)	18%	20%	32%	2%	28%	14%	22%	18%
	Success rate (applicants)	21%	26%	33%	2%	35%	20%	22%	22%
	Success rate (EC funding)	21%	29%		3%	37%	16%	21%	21%

¹ In proposals for Marie Curie Actions in support for training and career development of researchers, data on project cost and requested EC financial contribution is not collected and therefore not reported. To avoid confusion, data referring to the 78 proposals for Coordination and Support Actions (CSA) submitted in response to the following calls for proposals: FP7-PEOPLE-2007-1-1-NIGHT, FP7-PEOPLE-2007-5-3-ERA-MORE and FP7-PEOPLE-2007-5-4-NCP are not reported herein but they are nevertheless counted in the total FP7 figures.

² Defined as the percentage of applicants in proposals retained for funding over the total number of applicants in submitted proposals.

³ Defined as the percentage of EC funding requested by applicants in retained for funding proposals over the total requested EC funding by all applicants in submitted proposals.

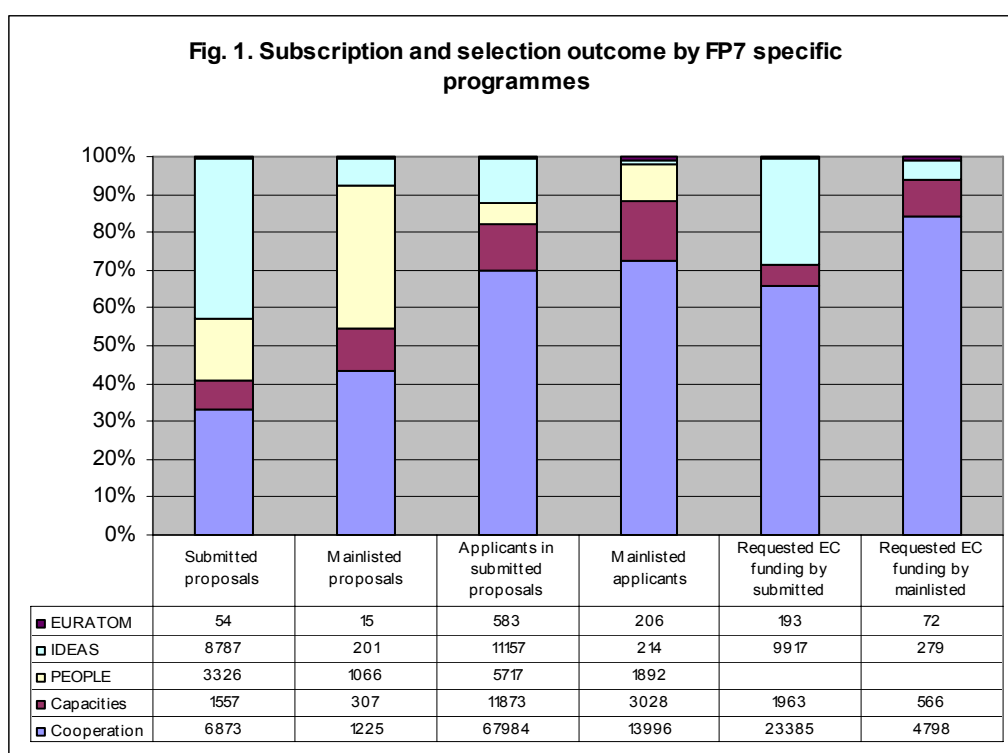
On the basis of Table 1, the following observations are made:

(1) ERC call is heavily over-subscribed with exceptionally low success rates

As table 1 indicates, the first ERC call for proposals was heavily over-subscribed with an unexpected high number of submitted proposals (approximately 9000). This over-subscription together with the relatively limited budget availability resulted to very low success rates of 2% in terms of successful proposals and applicants, and close to 3% in terms of requested EC funding.² It is expected that with the increase of the available ERC budget in the coming years, these disappointingly low success rates will not be repeated.

(2) Cooperation specific programme: Dominant position (table 1, fig. 1)

- 70% of all FP7 applicants, 66% of total EC requested contribution
- 72% of all mainlisted applicants, 84% of requested EC contribution by all mainlisted applicants.



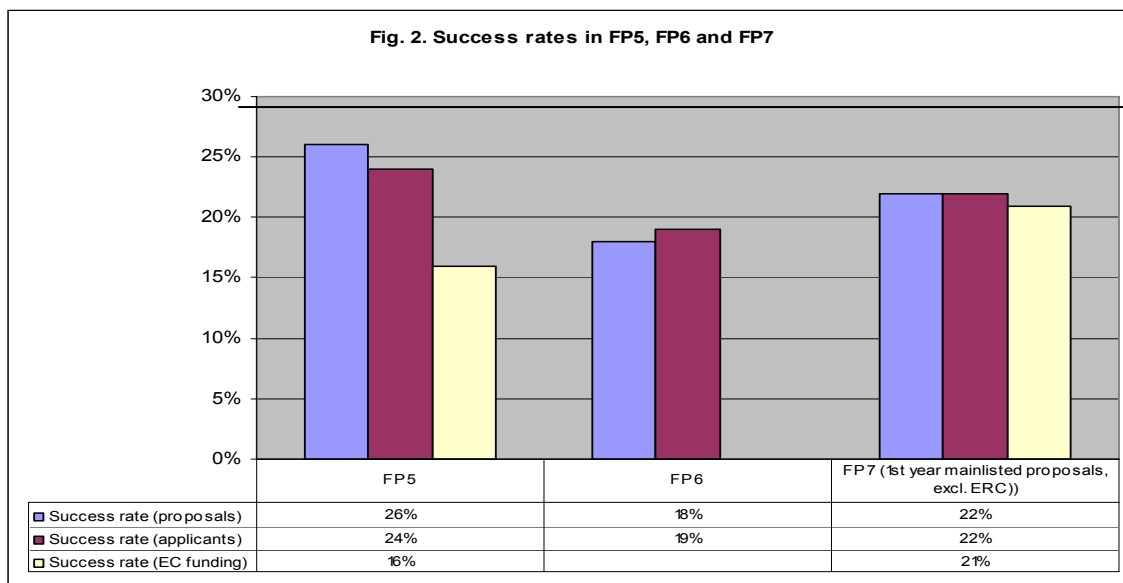
(3) FP7(excluding ERC) success rates are close to 22%

The global FP7 success rates (table 1) are 14% in terms of proposals retained for funding, 20% in terms of successful applicants and 16% in terms of requested EC contribution. These success rates are heavily influenced by the outlying ERC success rates. Excluding ERC, the FP7 success rates become

- 22% in terms of proposals retained for funding,
- 22% in terms of applicants in proposals retained for funding,
- 21% in terms of requested EC contribution in proposals retained for funding.

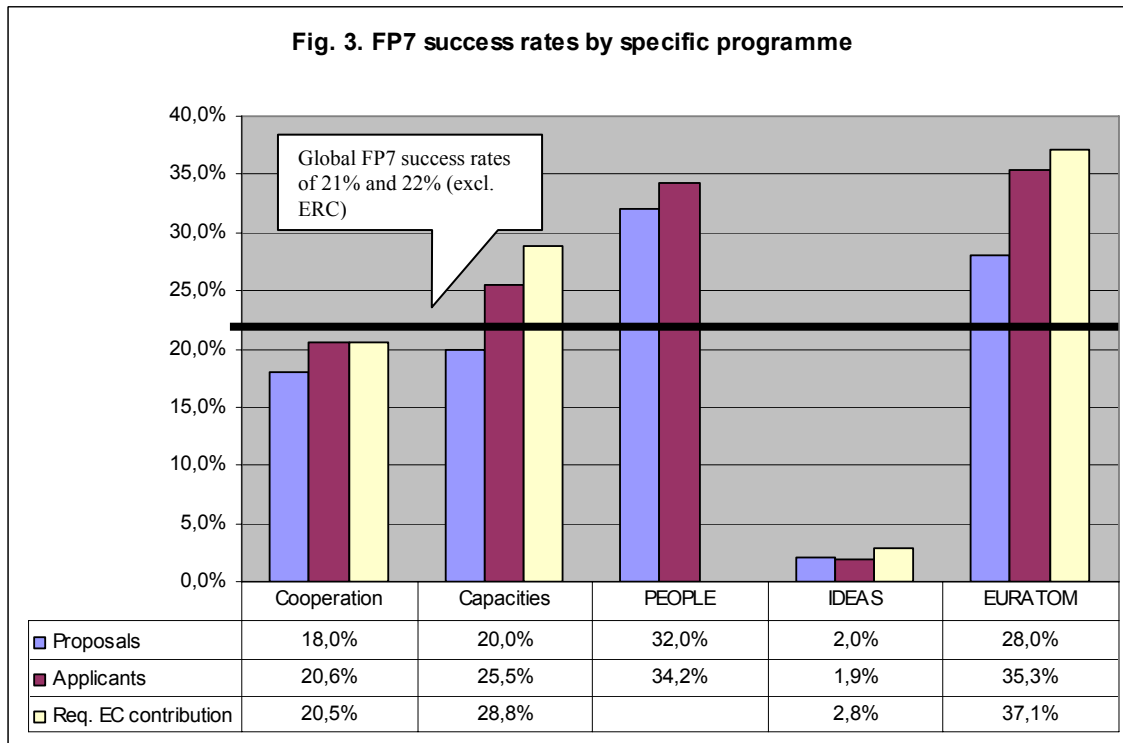
² As additional funds became available to the ERC call, the total number of mainlisted grants increased to 296 for a total requested EC contribution of EUR 416 million before negotiations.

Fig. 2 below compares the corresponding success rates under FP5, FP6 and the first year of FP7. Overall, it seems that FP7 is not subscribed as heavily as FP6 and, with the prospect of increased available budgets in the following years, it is expected that FP7 will improve its success rates even further.

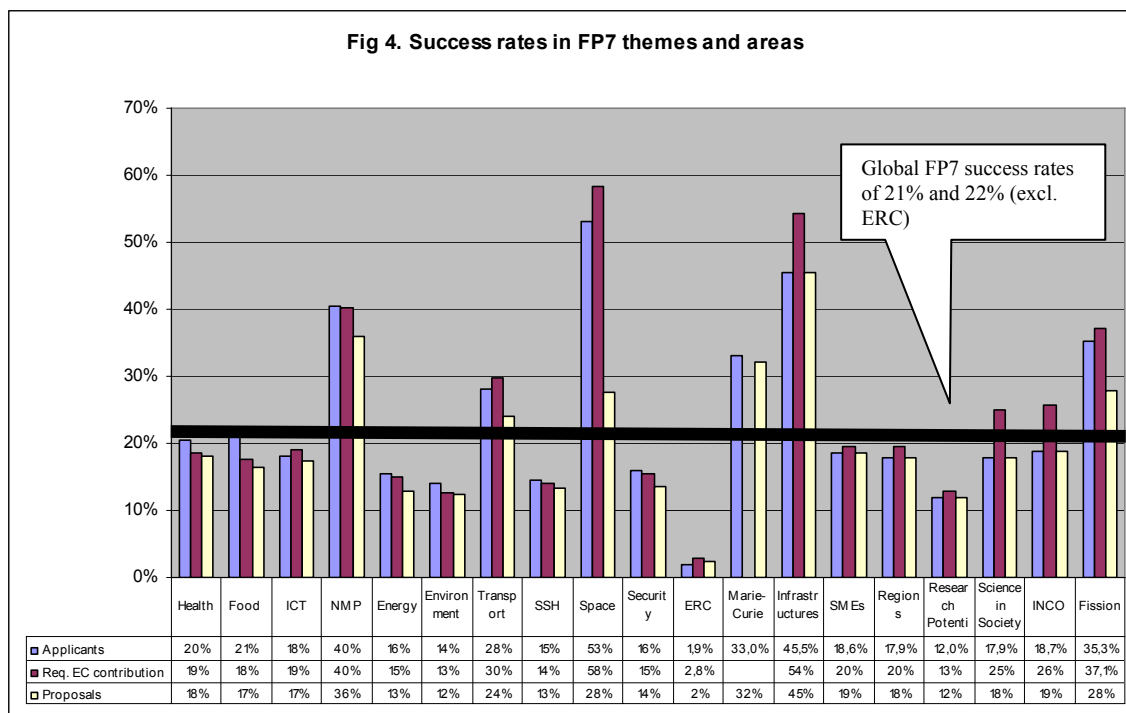


(4) One out of three applicants to Marie Curie Actions is successful (fig. 3)

With a success rate close to 32% among applicants, the FP7 Marie Curie Actions exhibit the highest success rates in FP7 (excluding Euratom). This is a significant improvement when compared to the corresponding FP6 rate of just above 16%.



- (5) - *Highest³ success rates by Space and Research Infrastructures (fig. 4)*
 - *Lowest success rates (excl. ERC) by Energy, Environment, Socio-economic Sciences, Security and Research Potential (fig. 4)*



A note on over-subscription

The relatively low success rates reported for some FP7 themes and areas could be perceived as a sign of over-subscription. And in some cases it probably is. However, the question of over- or under-subscription to any given specific programme, theme or call should be assessed and viewed under many different criteria and indicators. The present report merely reflects on success rates without taking into account theme-specific characteristics such as the thematic areas addressed or the scientific quality of submitted proposals and call-specific characteristics such as the evaluation and selection procedure (one stage or two-stage) and, more important, the available budget. The latter is the one parameter that directly impacts the relative notion of subscription. In this respect and given that the annual FP7 budget is set to increase substantially in the coming years it is probable that the problem of oversubscription will be alleviated. This is one issue that will be monitored and reported upon in all future reports.

³ The high success rates reported for the NMP specific programme (fig. 4) refer only to the second stage outcome of the evaluation and selection exercise and not to the two stages combined. This is due to the fact that detailed data on applicants is available only in proposals submitted to the second stage of the evaluation procedure. For information, the overall success rate for NMP proposals calculated over the two stages is a little less than 10%.

3. FP7 FUNDING SCHEMES: SUBSCRIPTION AND SUCCESS RATES

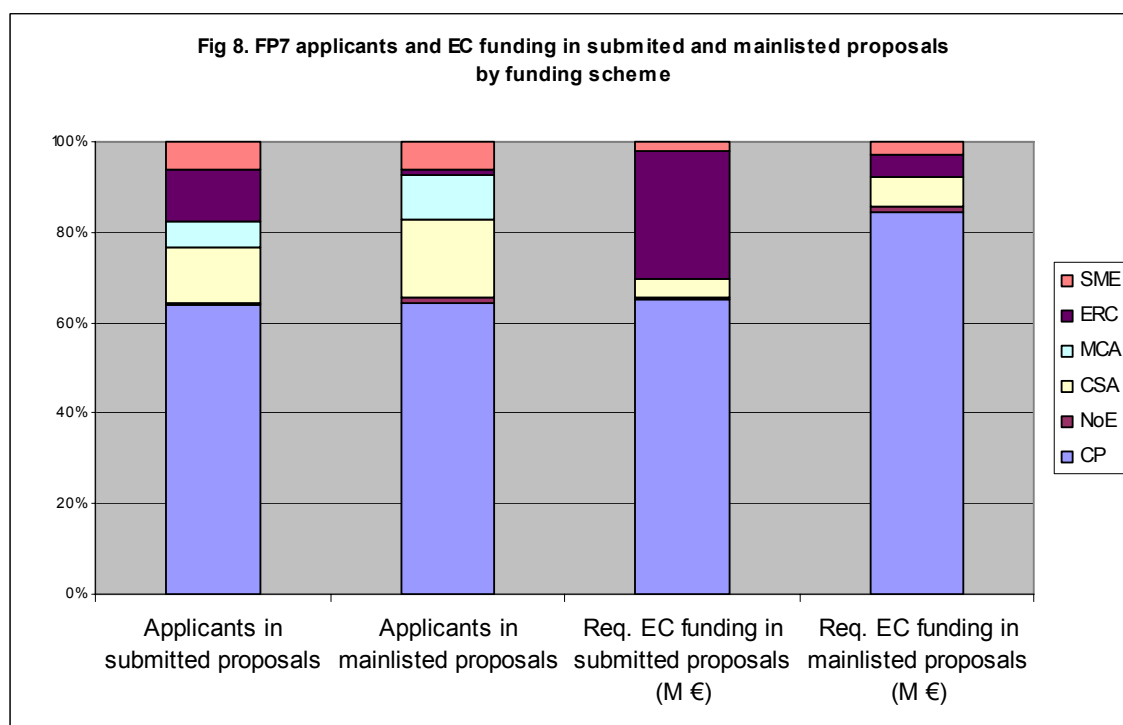
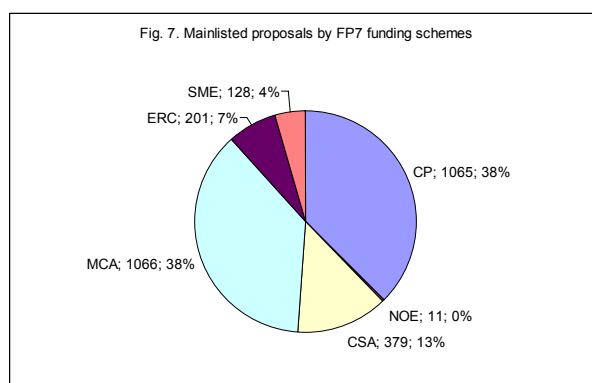
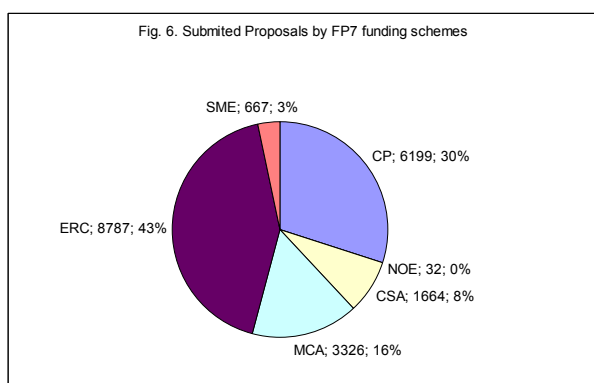
Table 2 presents basic descriptive statistics on subscription and participation characteristics in FP7 funding schemes.

	Collaborative Projects	Networks of Excellence	Coordination and Support Actions	Marie Curie Actions	ERC	SME	Total FP7	Total FP7 (excl. IDEAS)	Total FP7 (excl. IDEAS and PEOPLE)	
Submitted proposals	Total number of proposals	6199	32	1664	3326	8787	667	20675	11888	8562
	Total number of applicants	62304	566	11830	5717	11157	6086	97660	86503	80786
	Total requested EC funding	23075	174	1506		9917	795	35467	25550	25550
	Average number of applicants per proposal	10,1	17,7	7,1	1,7	1,3	9,1	4,7	7,3	9,4
	Average requested EC contribution per submitted proposal (M€)	3,7	5,4	0,9		1,1	1,2	1,72	2,15	2,98
	Average requested EC contribution per applicant (M€)	0,37	0,31	0,13	0,00	0,89	0,13	0,36	0,30	0,32
Mainlisted proposals	Total number of mainlisted proposals	1065	11	379	1066	201	128	2850	2649	1583
	Total number of participants in mainlisted proposals	12566	236	3394	1892	214	1217	19519	19305	17413
	Total requested EC contribution per mainlisted proposal (M€)	4829	62	381		279	170	5721	5442	5442
	Average number of participants in mainlisted proposals	11,8	21,5	9,0	1,8	1,1	9,5	6,8	7,3	11,0
	Average requested EC contribution per mainlisted proposal (M€)	4,53	5,64	1,01	0,00	1,39	1,33	2,01	2,05	3,44
	Average requested EC contribution per mainlisted applicant (M€)	0,38	0,26	0,11	0,00	1,30	0,14	0,29	0,28	0,31
Success rates	Success rate (proposals)	17%	34%	23%	32%	2%	19%	14%	22%	18%
	Success rate (applicants)	20%	42%	29%	33%	2%	20%	20%	22%	22%
	Success rate (EC funding)	21%	36%	25%		3%	21%	16%	21%	21%

On the basis of table 2 the following observations can be made:

(6) Collaborative projects are the FP7's main RTD platform

Proposals for collaborative projects (CP) represent some 30% of all FP7 submitted proposals (fig. 6). Being the successor to both FP6 Specific Targeted Projects (STP) and Integrated Projects (IP), it continues to be FP7's main funding scheme both in terms of subscription (fig. 8, 64% of all FP7 applicants) and requested EC contribution (64% of the total FP7 requested). Among mainlisted proposals, the corresponding rates are even higher; 38% of all mainlisted proposals (fig. 7), 64% of all mainlisted applicants and 84% of the total requested EC contribution by mainlisted proposals (fig. 8).



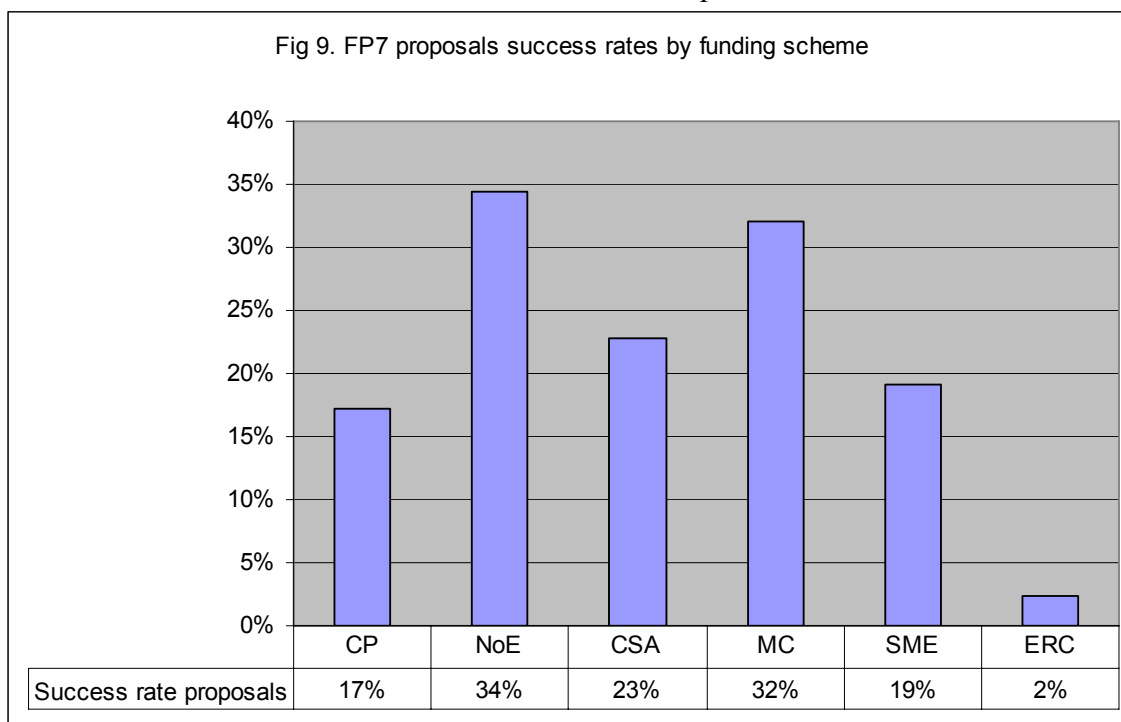
(7) ERC grants have been the most popular of FP7 funding schemes accounting for 43% of all FP7 proposals submitted in 2007 (fig. 6).

In addition to being popular, ERC grants have also been exceptionally difficult to succeed (proposal success rate 2%) due to the huge demand for this type of grants among researchers in Europe. At the same time it should be noted that ERC grants are particularly rewarding with some EUR 1.3 million of requested EC contribution per successful applicant. Following grant agreement preparations, it seems that the finally

agreed EC funding per grant holder amounts to approximately 80% of the originally requested, i.e. a little more than EUR 1.0 million per grant holder.

(8) Low success rates for the Collaborative Projects and SME actions (fig. 9)

Excluding ERC, the proposals for Collaborative Projects exhibit a relatively low success rate of 17%, followed by 19% of the proposals for SME actions. As already mentioned, proposals for Marie Curie Actions enjoy the highest success rates (32%) followed by the proposals for Coordination and Support Actions (23%). The very few proposals for Networks of Excellence are not considered in this comparative assessment.



(9) FP7 mainlisted proposals are similar⁴ to FP6 contracts in number of participants but with larger budget

Figure 1 below, graphically presents the evolution of research projects in terms of number of participants and EC funding from FP5 to FP7 (excluding Marie Curie Actions and ERC grants). It seems that the trend towards larger projects (in terms of both number of participants and EC funding) observed under FP6 is stabilized under FP7, at least in terms of number of participants. With regard to the level of EC funding, mainlisted FP7 proposals request, on average, some EUR 700,000 more per grant and EUR 80,000 more per participant than the corresponding FP6 contracts. It should be noted, however, that as negotiations on FP7 grant agreements are still ongoing, these comparisons are purely indicative.

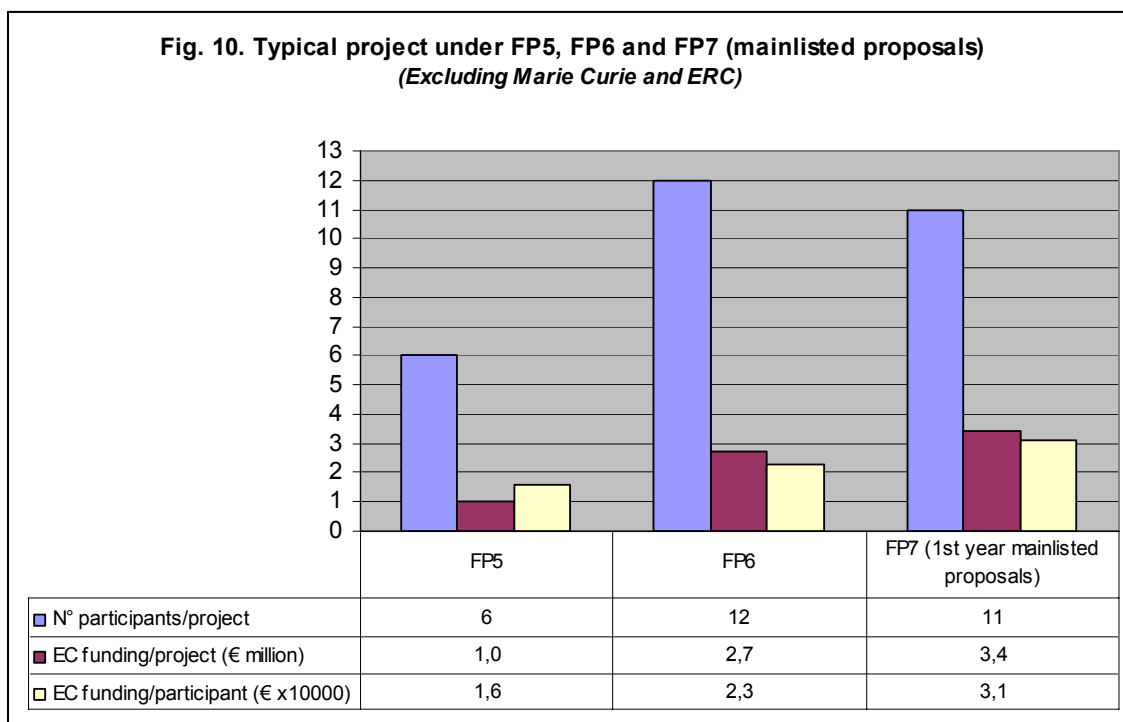
⁴ Strictly speaking, a comparison between FP7 mainlisted proposals whose grant agreements are currently under preparation and signed FP6 contracts is not appropriate. However, in the absence of any other meaningful means of comparison (the population of signed FP7 grant agreements is still too small for reliable assessment) we chose to proceed with such a comparison for indicative purposes and emphasizing that definitive comparisons and conclusions will be drawn as soon as the population of signed FP7 grant agreements is sufficiently large.

On average,

- An FP7 mainlisted proposal involves 7 partners and requests a total of EUR 2.0 million, i.e., EUR 290,000 per partner for a period of three years.

Excluding the numerous and mostly mono- partner proposals for Marie-Curie and ERC grants,

- A "typical" FP7 mainlisted proposal involves 11 partners and requests some EUR 3.4 million, i.e., EUR 310,000 per partner for a period of three years.



- A mainlisted proposal for a Network of Excellence involves 22 partners and requests EUR 5.6 million of EC contribution, i.e., each partner requesting some 260,000 Euros for a period of 4 years.

It is recalled that FP6 NOE were larger, involving 30 participants and EUR 7 million of EC contribution.

- A mainlisted proposal for a Collaborative Project involves 12 partners and requests a total of EUR 4.5 million of EC contribution, i.e., each partner claiming, on average, EUR 380,000.

Under FP6 and counting the STP and IP together, they involved 9 partners for a total of EUR 3.7 million of requested EC contribution with each partner receiving, on average, EUR 420,000.

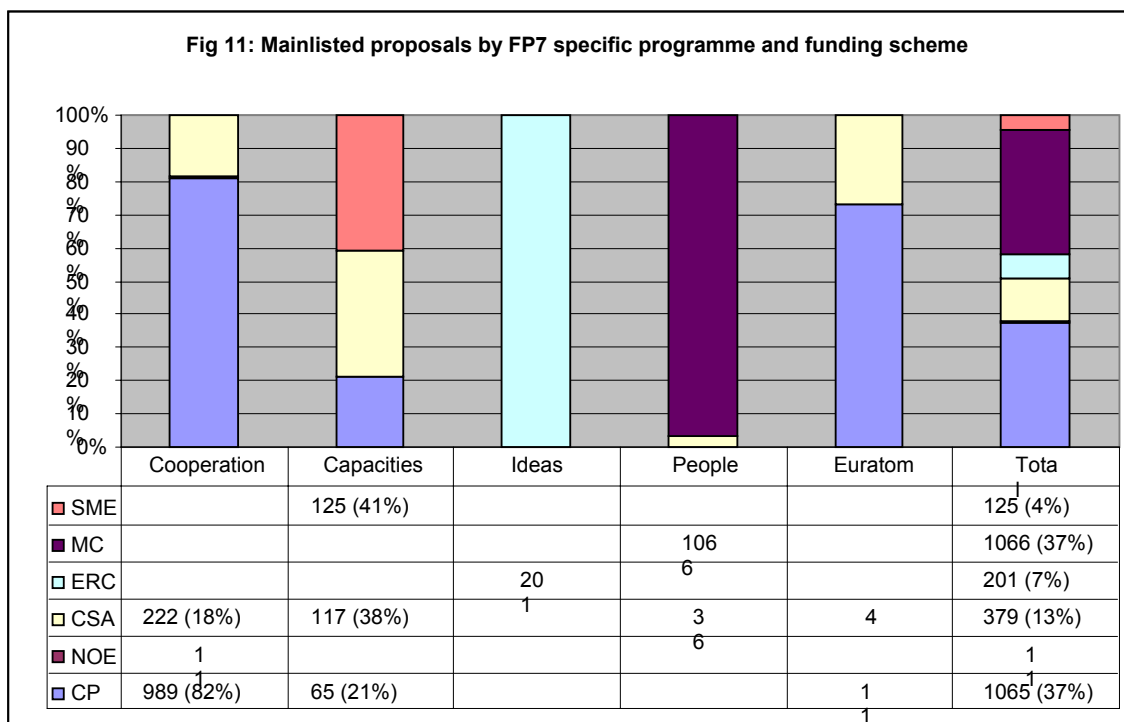
Therefore, it seems that at least for collaborative projects the trend towards larger projects continues.

- A mainlisted proposal for a Coordination and Support Action (CSA) involved 9 partners, EUR 1 million of requested EC contribution with EUR 110,000 per partner.

Under FP6, the Coordination and Specific Support Actions together involved 8 partners, EUR 0.8 million of requested EC contribution with EUR 100,000 requested by each partner.

(10) Collaborative projects dominate the Cooperation specific programme.

According to fig. 11, the vast majority (82%) of the mainlisted proposals in the Cooperation programme are for Collaborative Projects and the remaining 19% are for Coordination and Support Actions (CSA). On the other hand, 47% of the mainlisted proposals under the Capacities specific programme are for CSA, 43% for SME actions and only 10% for CP.



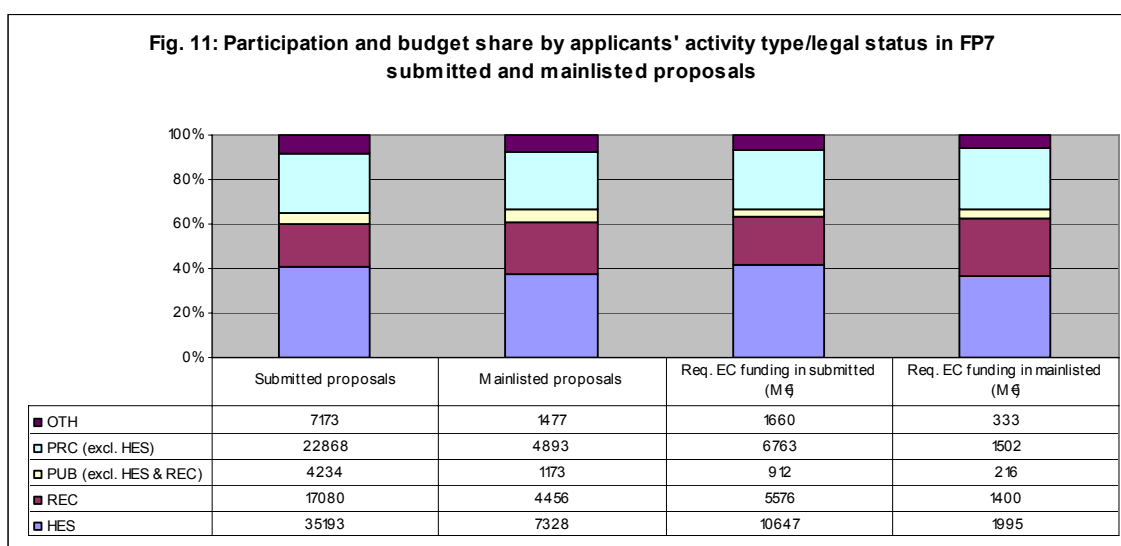
4. FP7 APPLICANTS' TYPE OF ACTIVITY/LEGAL STATUS: PARTICIPATION AND SUCCESS RATES

FP7 applicant organisations⁵ are classified according to their self-declared type of activity and legal status to the following mutually exclusive categories:

- Higher or Secondary Education Establishment (HES)
- Non-Profit Research Organisations (REC)
- Private For-Profit Organisations, excluding HES (PRC)
- Public bodies (excluding REC and HES) (PUB)
- Other (OTH)

Given that this information is supplied by applicants in the proposal submission forms and it is impossible to be verified or validated by the Commission services at the proposal stage, data quality issues exist and should be taken into consideration when conclusions are to be drawn on the basis of such data.

Fig. 11 below presents the breakdown of applicant organisations by activity type/legal status in FP7 submitted as well as retained for funding proposals. It is shown that:

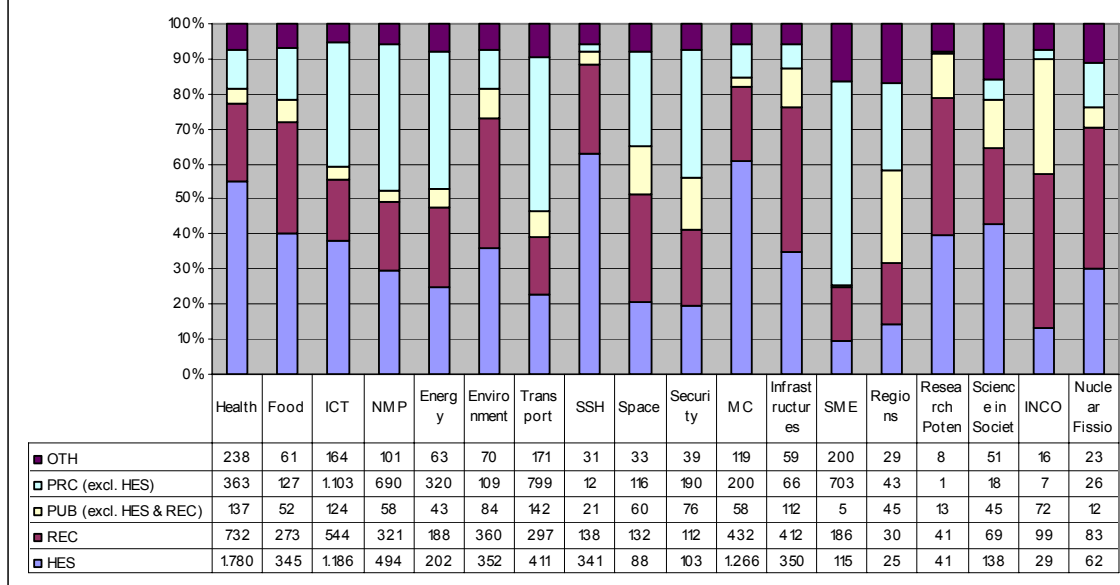


(11) As in FP6, HES are the prevailing organisations in FP7 with 40% of participations and requested EC funding in both submitted and mainlisted proposals (fig.11).

It is recalled that HES participation in FP6 contracts amounted to 31% of total FP6 participation and 37% of total FP6 funding. The highest HES participation is observed (fig. 12) in Socio-economic Sciences and Humanities, Marie Curie Actions and Health whereas the lowest HES participation is in SME actions, International Cooperation and Regions of Knowledge.

⁵ ERC data is excluded because data on applicants' activity type/legal status is not collected at proposal level.

Fig. 12: FP7 themes and areas : Participation (%) by activity type/legal status in mainlisted proposals



(12) As in FP6, HES and REC organisations together make up for more than 60% of participations and requested EC funding in both submitted and mainlisted proposals (fig. 11).

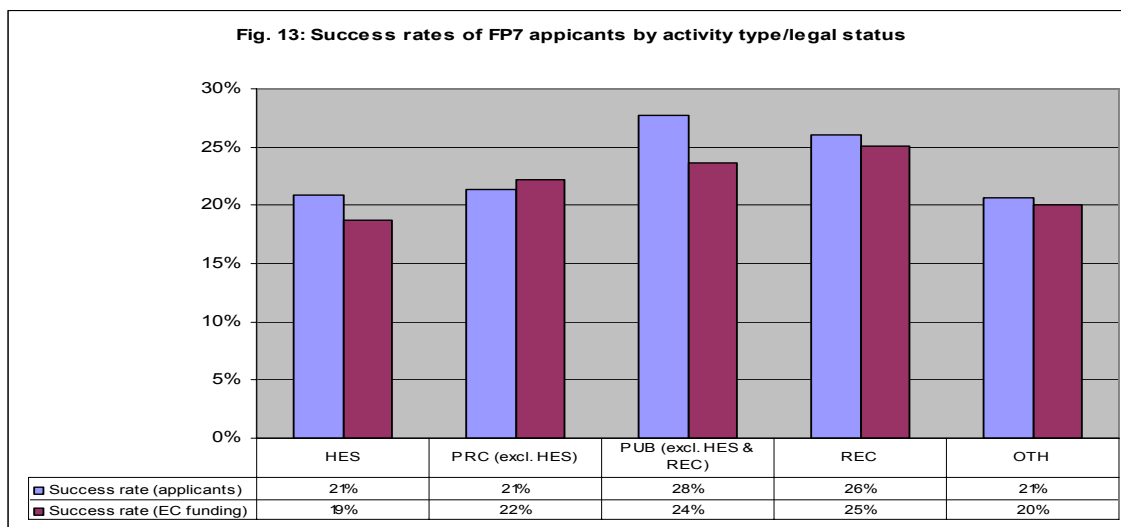
It is recalled that HES & REC together made up for 64% of total FP6 participation and 68% of total FP6 funding. The highest HES/REC participation is observed (fig. 12) in the Socio-economic Sciences and Humanities (SSH) theme where, at the same time, the private sector is at its lowest level. Other themes and areas with high HES/REC participation are the Marie Curie actions, Research Potential, Research Infrastructures, Environment, Health, and Food, Agriculture and Biotechnology.

(13) Continued strong presence of the private commercial sector (PRC): 25% of participations and 28% of requested EC contribution in mainlisted proposals (fig. 12).

The corresponding FP6 rates are 28% and 26% respectively. The highest private sector (PRC) participation is found in SME actions followed by the traditional industry-driven themes such as Energy, Transport, NMP and ICT. In the same themes, the participation of Higher Education (HES) and Research Organisations (REC) is among the lowest in FP7.

(14) Public bodies (excl. education and research) are the top performers in FP7

As fig. 13 shows, public bodies and research organisations seem to perform better than the other categories with visibly higher success rates both in terms of applicants (28% and 26% respectively) and requested EC funding (24% and 25% respectively).

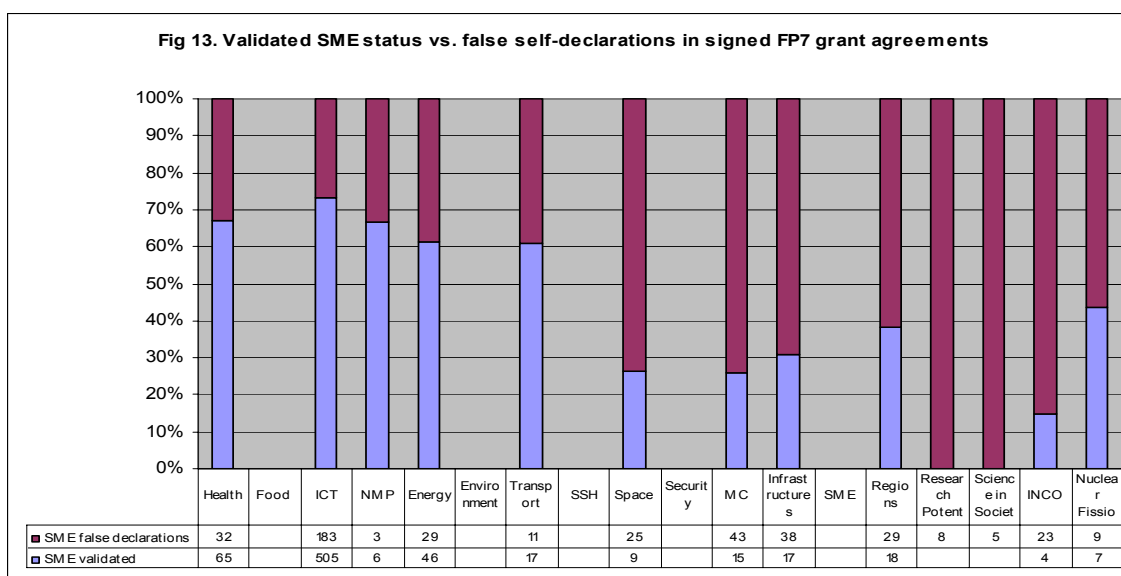


(15) SME status: 39% “false” self-declarations

As already mentioned, SME status at the proposal stage is declared by the applicants and it is not validated by the Commission services. Therefore, data on applicants' SME status is of questionable quality and should be treated with caution.

An estimate of the rate of “false” SME declarations in proposal data can be obtained on the basis of validated SME data in the existing 688 FP7 signed grant agreements. Specifically, out of the 1134 participants who originally claimed SME status at proposal level, only 689 obtained a validated SME status. Therefore, considering the 445 non-validated participants, the overall error rate on SME self-declared status is estimated, at present, to be close to 39%.

Fig. 13 below presents the error rates by FP7 themes and areas. It seems that the largest number of "false" declarations were made by applicants in ICT proposals (183) followed by applicants in proposals for Marie Curie actions (43), Research Infrastructures (38) and Health (32). In terms of error rates (percentage), the Research Potential and Science in Society areas are leading with 100% error rate, followed by INCO with 83%, Marie Curie actions and the Space theme both with 74%. It should be noted that the empty entries in areas such as Food, Environment, SSH etc. simply indicate that the grant agreements signed thus far in these areas do not involve SME partners.



In light of the above-mentioned considerations concerning the rate of "false" SME declarations, it is certain that any figures on SME participation based on proposal data would be positively biased and therefore they should be treated with extreme caution and scepticism. An attempt to assess SME participation and performance on the basis of existing data is presented below, for indicative purpose only. As soon as a sufficiently large number of validated SME data in signed grant agreements becomes available, we will proceed in adjusting the corresponding proposal data in order to derive reliable SME participation and performance rates. Until then and in order to avoid confusion we prefer to refrain from the use of graphs and tables on SME participation and performance that could lead the reader to erroneous conclusions.

Overall the participation of self-declared SMEs is 31% in FP7 submitted proposals and 27% in mainlisted proposals. Based on past experience these participation rates do not seem to be realistic. Adjusting by 39%, the respective SME rates drop to the more reasonable 17% and 14%.

Similarly, the SME share of requested EC funding is 26% in submitted proposals and 22% in mainlisted ones. Adjusting by 30% (this is the estimated error rate for the SME budget share on the basis of signed grant agreements) the respective rates drop to 18% and 17%.

Overall SME success rates are 19% in terms of SME applicants and 18% in terms of requested EC contribution. For the time being these are the best available estimates on SME performance.

NMP, Space and Research Infrastructures seem to be the FP7 themes and areas with the heaviest SME presence in both submitted and retained for funding proposals. The highest success rates in terms of SME applicants are, as expected, witnessed in the SME actions (more than 60%) followed by the Regions of Knowledge (40%), NMP (34%) and Energy (31%).

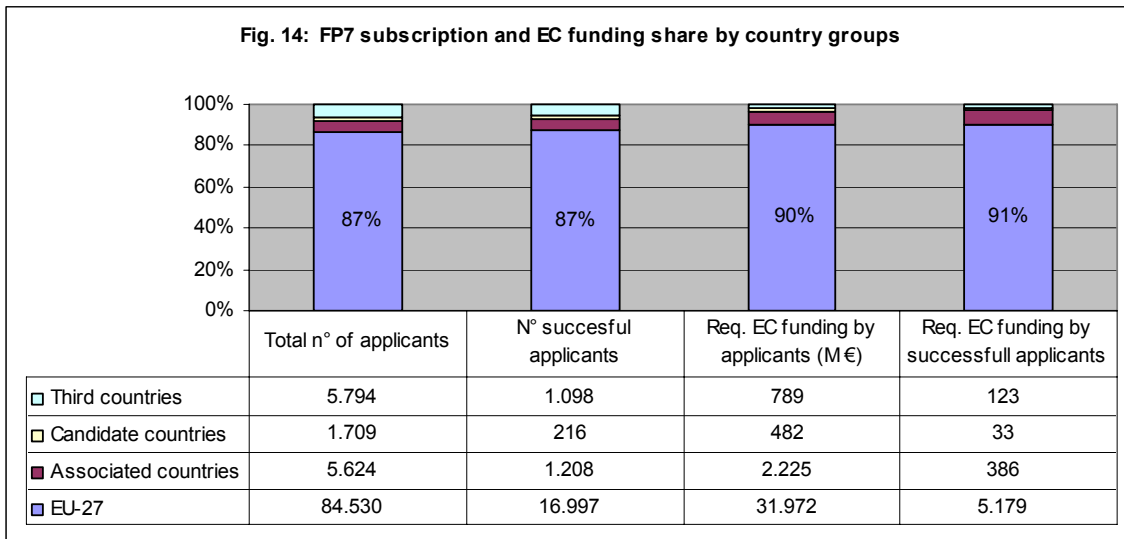
5. FP7 COUNTRY PARTICIPATION AND SUCCESS RATES

Annexes 3-6 present the subscription and performance of major country groups such as, the EU-27, the FP7 associated countries, the EU candidate countries and, finally, the third countries. This information, aggregated at the level of groups of countries, is graphically summarized by fig. 14 and 15.

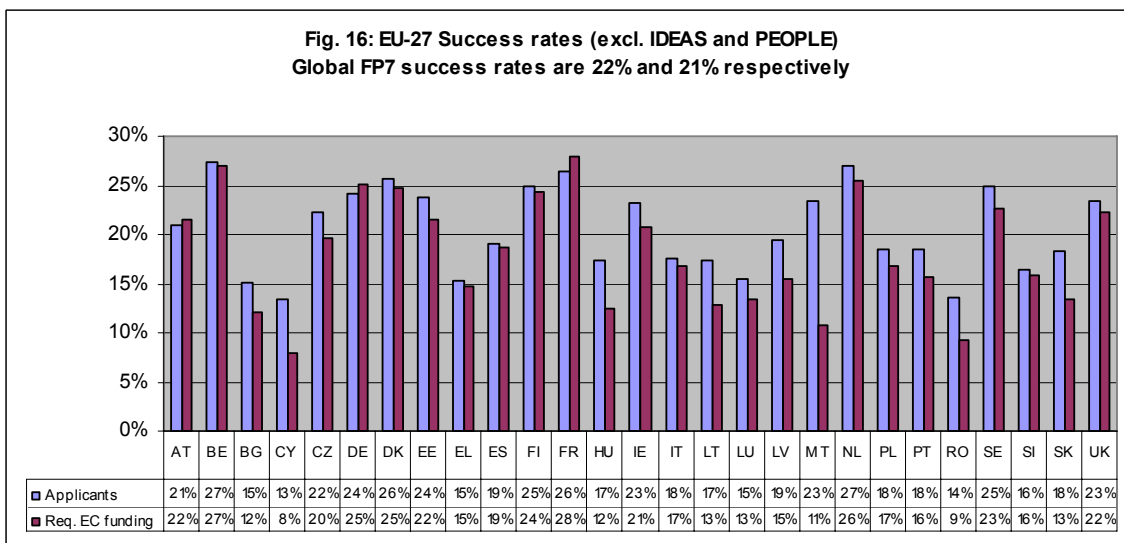
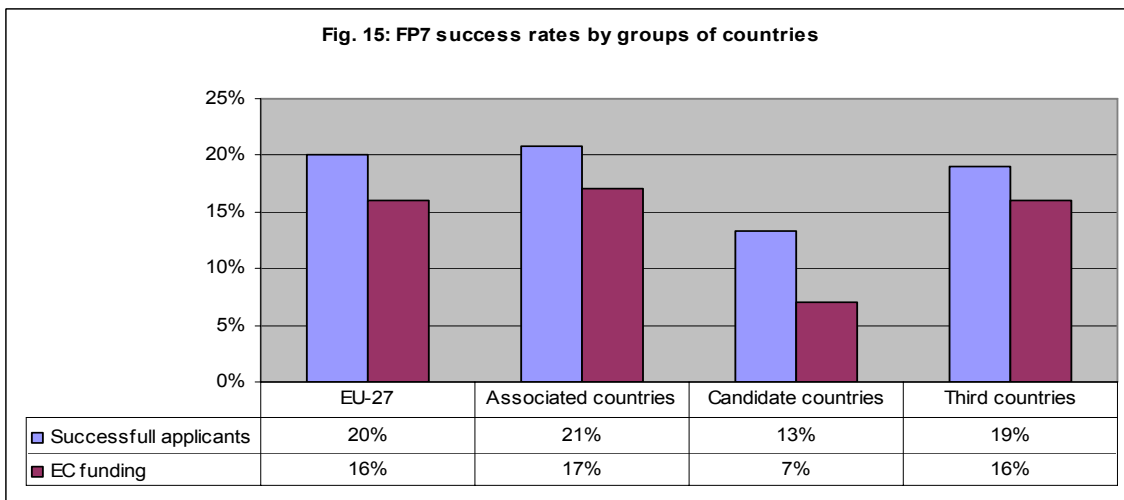
Annex 7 presents country-specific success rates in terms of number of applicants and requested EC contribution based on data excluding Marie Curie Actions and ERC. They are also presented graphically by fig. 16.

Excluding Marie Curie and ERC data, maps 1 and 2 present the geographic distribution of FP6 and FP7 country specific success rates in terms of successful applicants. It is interesting to note that both maps highlight the differences in performance between not only between North and South Europe but also between East and West. The improved FP7 performance (success rates in terms of successful applicants) of some new member states in comparison to FP6 is also noted. Finally, map 3 presents the geographic distribution of country-specific success rates in terms of requested EC funding.

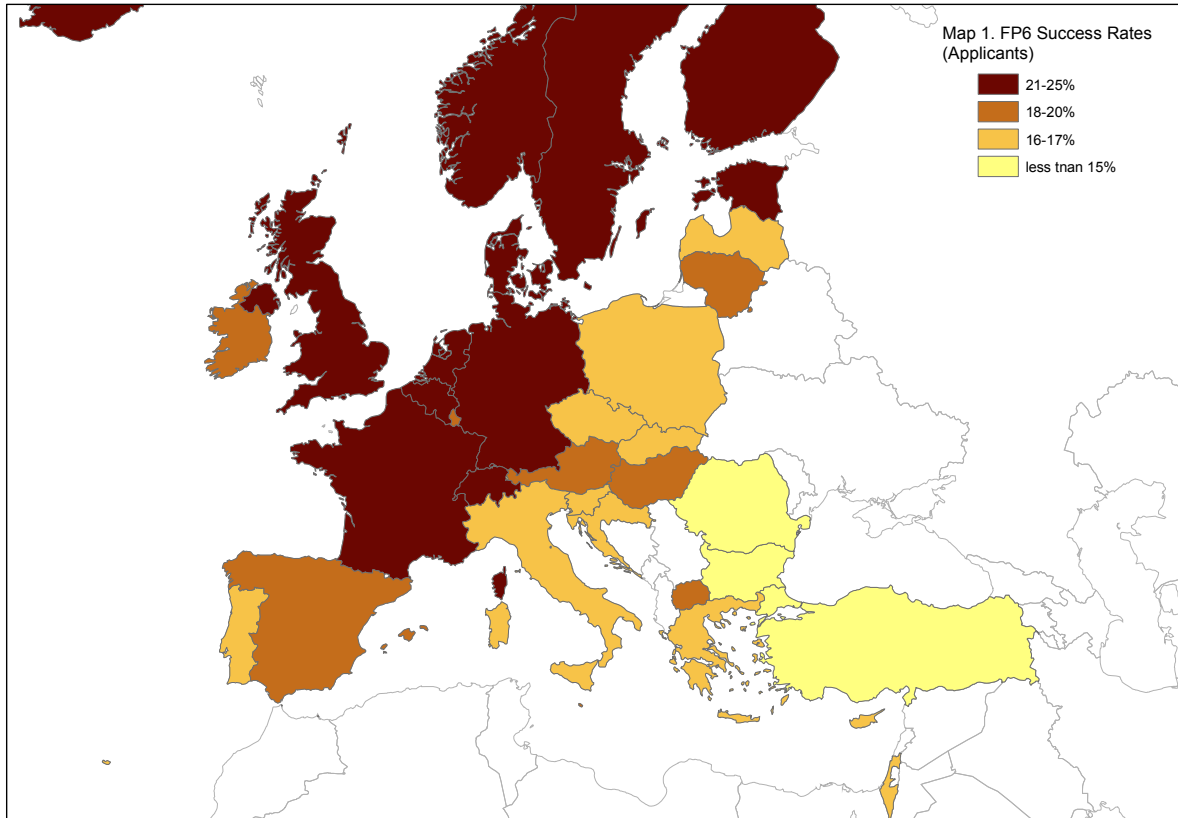
EU-27 dominate FP7 in all aspects (fig. 14)



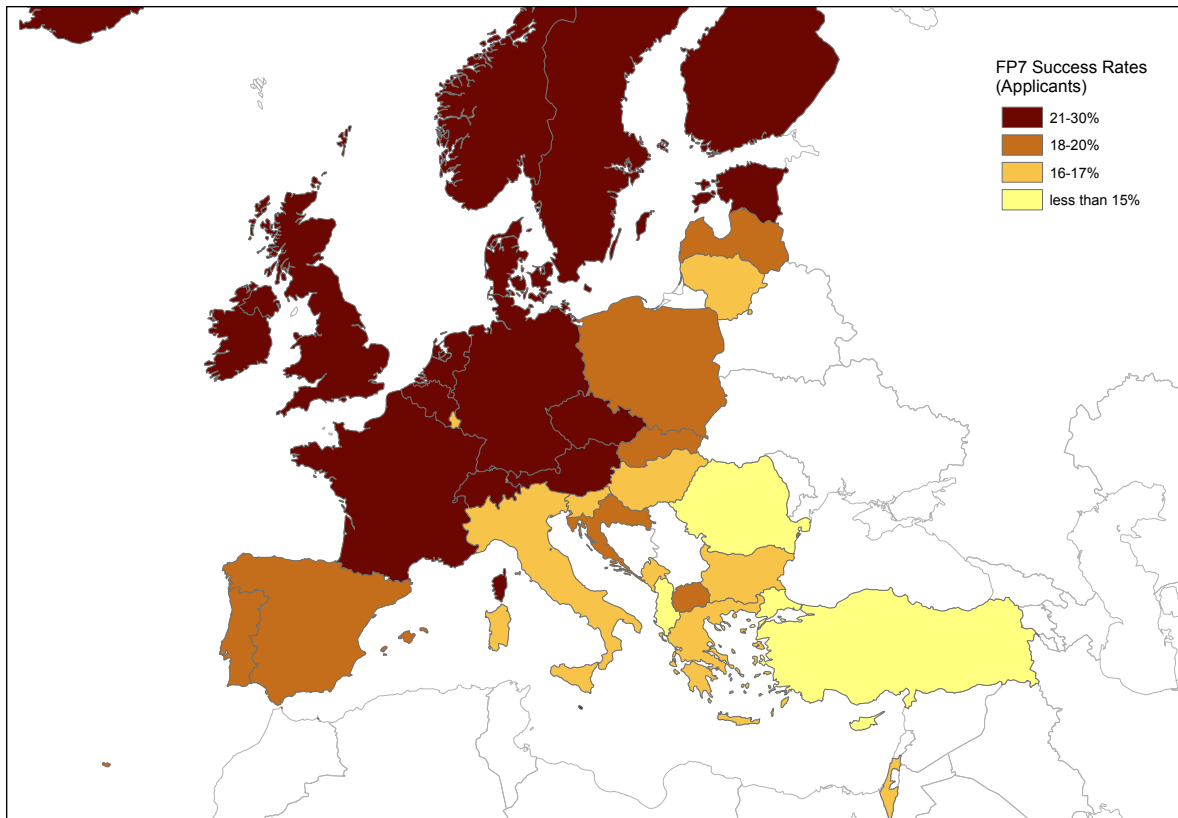
(16) Similar success rates for EU-27 and associated countries. Lowest rates for the candidate countries (fig. 14).



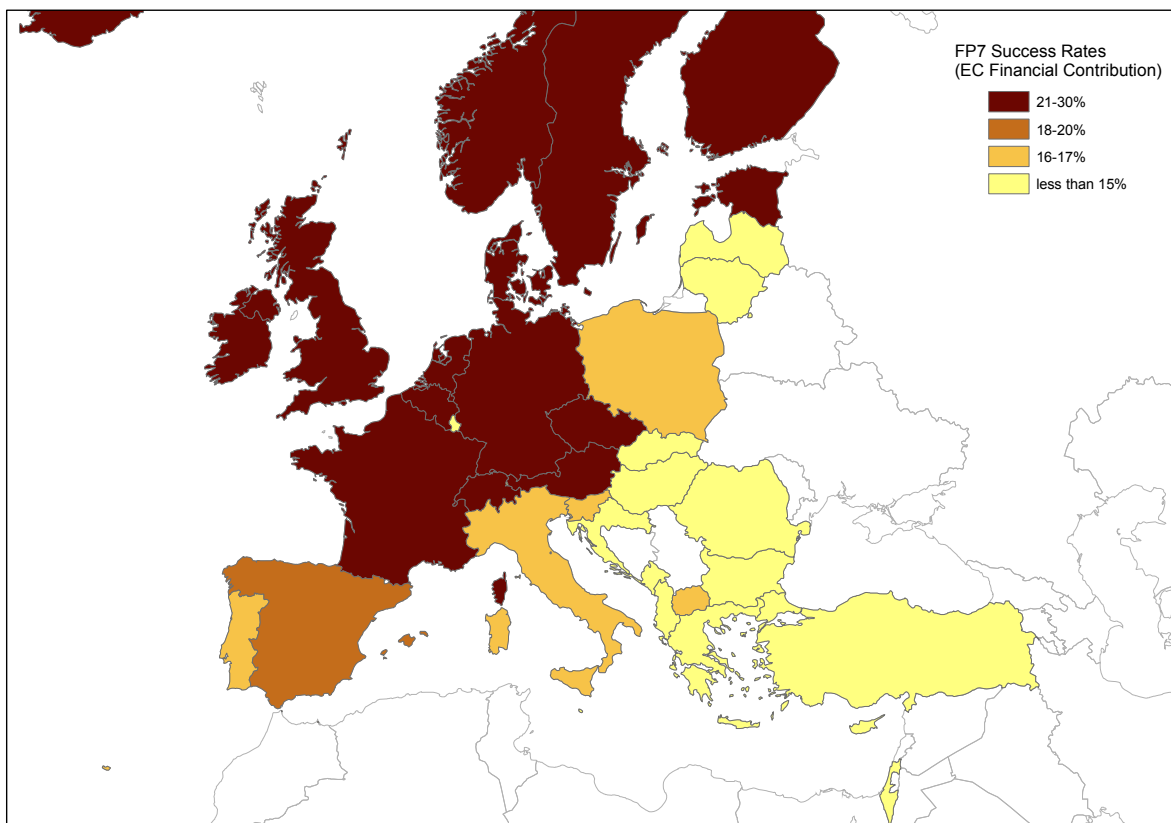
Map 1. FP6 success rates in terms of successful applicants (excl. Marie Curie)



Map 2. FP7 success rates in terms of successful applicants (excl. Marie Curie and ERC)



Map 3. FP7 success rates in terms of requested EC contribution (excl. Marie Curie and ERC)



6. FP7 TIME TO GRANT (TTG)

The evaluation and selection outcome of the 51 FP7 calls for proposals amounts to a total of 2850 retained for funding proposals. These proposals are the subject of negotiations leading to the signature of grant agreements. As of 15 April 2008 (i.e. about a year following the deadlines of the first published calls under FP7), some 680 (24% of mainlisted proposals) grant agreements are already signed and the respective projects are underway.

With 76% of the grants still under preparation, it is premature to present any assessment with respect to FP7 Time to Grant (TTG). In addition to being premature, an attempt to provide TTG estimates on the basis of the current set of signed grant agreements would also be incorrect methodologically. Specifically, in order to minimize bias in TTG assessment and yet use as much as possible of the available data, it is customary to define the reference population on the basis of calls for proposals having at least 75% of their mainlisted proposals signed. If we were to use this criterion, the underlying population would comprise 456 signed grant agreements emanating from 9 calls for proposals, i.e., 16% of all mainlisted proposals. Considering also that 311 (68%) of these signed grant agreements belong to only one big call and 4 out of the 9 calls are very small (their mainlists contain only 1 proposal) it becomes clear that the currently available data is not yet representative of the FP7 TTG reality.

Annex 1: List of concluded calls. Total number of concluded calls for the reports available: 51
Reference date: 2008/02/25

Call Closure Date	Call Identifier	Number of Submitted Proposals	Number of Ineligible Proposals	Number of Eligible Proposals (1)	Number of Proposals that Failed in Stage 1	Number of Proposals that Passed to Stage 2	Number of Proposals Retained for Funding	Call Specific Success Rates (2)
2007/04/03	FP7-PEOPLE-2007-5-1-1-NIGHT	67	0	67			30	44,78%
2007/04/19	FP7-HEALTH-2007-A	914	21	893			152	17,02%
2007/04/24	FP7-REGIONS-2007-1	94	23	71			11	15,49%
2007/04/24	FP7-REGIONS-2007-2	28	5	23			5	21,74%
2007/04/24	FP7-REGIONS-2007-3	1	0	1			1	100,00%
2007/04/24	FP7-REGPOT-2007-1	258	19	239			23	9,62%
2007/04/24	FP7-REGPOT-2007-2	9	0	9			6	66,67%
2007/04/24	FP7-REGPOT-2007-3	107	15	92			11	11,96%
2007/04/24	FP7-REGPOT-2007-4	1	0	1			1	100,00%
2007/04/25	FP7-PEOPLE-2007-2-2-ERG	49	3	46			43	93,48%
2007/04/25	FP7-PEOPLE-2007-4-3-IRG	144	17	127			114	89,76%
2007/04/25;2007/09/17	ERC-2007-StG	9.167	380	8.787	8613	554	201	2,29%
2007/04/26	FP7-PEOPLE-2007-5-2-AWARDS	55	4	51			11	21,57%
2007/05/02	FP7-ENV-2007-1	633	41	592			72	12,16%
2007/05/02	FP7-Fission-2007	57	3	54			15	27,78%
2007/05/02	FP7-INCO-2007-1	43	5	38			6	15,79%
2007/05/02	FP7-INCO-2007-4	1	0	1			1	100,00%
2007/05/02	FP7-INFRASTRUCTURES-2007-1	159	5	154			70	45,45%
2007/05/02	FP7-KBBE-2007-1	414	17	397			64	16,12%
2007/05/03	FP7-AAT-2007-RTD-1	196	2	194			36	18,56%
2007/05/03	FP7-AAT-2007-TREN-1	5	0	5			1	20,00%
2007/05/03	FP7-ENERGY-2007-1-RTD	328	9	319			44	13,79%
2007/05/03	FP7-TPT-2007-RTD-1	18	0	18			13	72,22%
2007/05/04;2007/09/13	FP7-NMP-2007-SMALL-1	769	1	768	599	169	48	6,25%
2007/05/04;2007/10/04	FP7-NMP-2007-LARGE-1	266	5	261	188	78	39	14,94%
2007/05/04;2007/10/04	FP7-NMP-2007-SME-1	182	0	182	125	57	22	12,09%
2007/05/07;2007/09/25	FP7-PEOPLE-2007-1-1-ITN	905	3	902	709	196	68	7,54%
2007/05/08	FP7-ICT-2007-1	1.840	17	1.823			318	17,44%
2007/05/10	FP7-SME-2007-3	27	0	27			3	11,11%
2007/05/10	FP7-SSH-2007-1	531	44	487			65	13,35%
2007/05/23	FP7-SCIENCE-IN-SOCIETY-2007-1	182	9	173			31	17,92%
2007/05/31	FP7-PEOPLE-2007-3-1-IAPP	103	1	102			41	40,20%
2007/05/31	FP7-SEC-2007-1	328	3	325			44	13,54%
2007/06/01;2007/11/28	FP7-SME-2007-2	167	11	156	84	83	26	16,67%
2007/06/05	FP7-NMP-2007-CSA-1	28	0	28			9	32,14%
2007/06/05	FP7-SST-2007-RTD-1	285	16	269			65	24,16%
2007/06/05	FP7-SST-2007-TREN-1_05June	23	1	22			6	27,27%
2007/06/19	FP7-SPACE-2007-1	66	1	65			18	27,69%
2007/06/28	FP7-ENERGY-2007-2-TREN	232	1	231			26	11,26%
2007/06/28	FP7-SST-2007-TREN-1_28June	26	0	26			7	26,92%
2007/07/31	FP7-ERANET-2007-RTD	20	9	11			9	81,82%
2007/08/14	FP7-PEOPLE-2007-2-1-IEF	1.701	29	1.672			423	25,30%
2007/08/14	FP7-PEOPLE-2007-4-1-IOF	341	8	333			100	30,03%
2007/08/14	FP7-PEOPLE-2007-4-2-IIF	571	8	563			133	23,62%
2007/08/24	FP7-PEOPLE-2007-5-3-ERA-MORE	10	0	10			5	50,00%
2007/08/24	FP7-PEOPLE-2007-5-4-NCP	1	0	1			1	100,00%
2007/09/04	FP7-SME-2007-1	592	15	577			99	17,16%
2007/09/11	FP7-INCO-2007-2	83	15	68			13	19,12%
2007/09/18	FP7-HEALTH-2007-B	902	38	864			167	19,33%
2007/10/17	FP7-PEOPLE-2007-2-2-ERG	68	6	62			58	93,55%
2007/10/17	FP7-PEOPLE-2007-4-3-IRG	180	6	174			75	43,10%
Total		23.177	816	22.361	10318	1137	2.850	12,75%

1: Excluding ineligible proposals (on the basis of eligibility criteria) proposals that were duplicates and/ or withdrawn by the coordinator

2: Call-specific success rates are calculated on the basis of the total number of eligible submitted proposals

All countries (ERC Scope, no General Activities (Annex IV)) - FP7 Eligible Proposals : Participation by Priority Area and Funding Scheme

All countries (ERC Scope, no General Activities (Annex IV))		FP7 Eligible Proposals : Participation by Priority Area and Funding Scheme														
Priority Area		All Funding Schemes														
		Eligible proposals with at least one applicant in selection		Applicants in selection		All applicants in proposals		Project cost in proposals		Project cost for all applicants in selection		Requested EC financial contribution to proposals		Requested EC financial contribution to all applicants in selection		
		No.	%	No.	%	No.	%	Euros	%	Euros	%	Euros	%	Euros	%	
COOPERATION	Health	1.759	8,5%	15.947	16,3%	15.947	16,3%	8.933.071.632	19,2%	8.933.071.632	19,2%	6.736.721.284	19,0%	6.736.721.284	19,0%	
	Food, Agriculture, and Biotechnology	399	1,9%	4.094	4,2%	4.094	4,2%	1.479.954.320	3,2%	1.479.954.320	3,2%	1.106.957.735	3,1%	1.106.957.735	3,1%	
	Information and Communication Technologies	1.823	8,8%	17.290	17,7%	17.290	17,7%	9.681.131.273	20,8%	9.681.131.273	20,8%	6.811.139.835	19,2%	6.811.139.835	19,2%	
	Nanosciences, Nanotechnologies, Materials and new Production Technologies	334	1,6%	4.116	4,2%	4.116	4,2%	2.084.342.601	4,5%	2.083.742.300	4,5%	1.475.633.405	4,2%	1.475.633.405	4,2%	
	Energy	551	2,7%	5.259	5,4%	5.259	5,4%	3.497.299.367	7,5%	3.497.299.367	7,5%	1.665.443.357	4,7%	1.665.443.357	4,7%	
	Environment (including Climate Change)	594	2,9%	6.962	7,1%	6.962	7,1%	2.194.250.593	4,7%	2.194.250.593	4,7%	1.654.884.986	4,7%	1.648.705.508	4,6%	
	Transport (including Aeronautics)	535	2,6%	6.497	6,7%	6.497	6,7%	2.938.477.299	6,3%	2.938.477.299	6,3%	2.011.227.267	5,7%	2.011.227.267	5,7%	
	Socio-economic sciences and Humanities	488	2,4%	3.742	3,8%	3.742	3,8%	772.138.668	1,7%	772.138.668	1,7%	607.358.321	1,7%	607.358.321	1,7%	
	Space	65	0,3%	808	0,8%	808	0,8%	408.189.428	0,9%	408.189.428	0,9%	277.104.730	0,8%	277.104.730	0,8%	
	Security	325	1,6%	3.269	3,3%	3.269	3,3%	1.481.504.186	3,2%	1.481.504.186	3,2%	1.044.559.362	2,9%	1.044.559.362	2,9%	
General Activities																
IDEAS	European Research Council ¹	8.787	42,5%	11.157	11,4%	11.157	11,4%	10.127.436.025	21,8%	10.126.018.071	21,8%	9.917.637.801	28,0%	9.916.801.347	28,0%	
PEOPLE	Marie-Curie Actions ²	3.404	16,5%	6.063	6,2%	6.063	6,2%	11.423.959	0,0%	11.423.959	0,0%	9.525.520	0,0%	9.525.520	0,0%	
CAPACITIES	Research Infrastructures	154	0,7%	1.839	1,9%	1.839	1,9%	734.439.455	1,6%	734.439.455	1,6%	574.892.703	1,6%	574.892.703	1,6%	
	Research for the benefit of SMEs	687	3,3%	6.188	6,3%	6.188	6,3%	1.160.449.739	2,5%	1.160.449.739	2,5%	803.890.614	2,3%	803.890.614	2,3%	
	Regions of Knowledge	95	0,5%	882	0,9%	882	0,9%	74.598.102	0,2%	74.598.102	0,2%	68.168.257	0,2%	68.168.257	0,2%	
	Research Potential	341	1,6%	804	0,8%	804	0,8%	357.665.428	0,8%	357.665.428	0,8%	322.914.396	0,9%	322.914.396	0,9%	
	Science in Society	173	0,8%	1.289	1,3%	1.289	1,3%	116.643.073	0,3%	116.643.073	0,3%	102.067.287	0,3%	102.067.287	0,3%	
	Coherent development of research policies															
	Activities of International Cooperation	107	0,5%	871	0,9%	871	0,9%	97.516.572	0,2%	97.516.572	0,2%	90.833.824	0,3%	90.833.824	0,3%	
Euratom	Fusion Energy															
	Nuclear Fission and Radiation Protection	54	0,3%	583	0,6%	583	0,6%	300.386.718	0,6%	300.386.718	0,6%	193.221.594	0,5%	193.221.594	0,5%	
	Undefined															
Total		20.675	100,0%	97.660	100,0%	97.660	100,0%	46.450.918.438	100,0%	46.448.900.183	100,0%	35.474.182.278	100,0%	35.467.166.346	100,0%	

All countries (ERC Scope, no General Activities (Annex IV))		FP7 Eligible Proposals : Participation by Priority Area and Funding Scheme													
Priority Area		CP, CP-CSA - Collaborative Projects (including combination of CP and CSA)													
		Eligible proposals with at least one applicant in selection		Applicants in selection		All applicants in proposals		Project cost in proposals		Project cost for all applicants in selection		Requested EC financial contribution to proposals		Requested EC financial contribution to all applicants in selection	
		No.	%	No.	%	No.	%	Euros	%	Euros	%	Euros	%	Euros	%
COOPERATION	Health	1.572	25,4%	14.546	23,3%	14.546	23,3%	8.709.472.901	26,2%	8.709.472.901	26,2%	6.541.995.907	28,3%	6.541.995.907	28,4%
	Food, Agriculture, and Biotechnology	340	5,5%	3.437	5,5%	3.437	5,5%	1.411.081.084	4,2%	1.411.081.084	4,2%	1.042.394.502	4,5%	1.042.394.502	4,5%
	Information and Communication Technologies	1.648	26,6%	15.681	25,2%	15.681	25,2%	9.350.880.819	28,1%	9.350.880.819	28,1%	6.546.856.992	28,4%	6.546.856.992	28,4%
	Nanosciences, Nanotechnologies, Materials and new Production Technologies	304	4,9%	3.817	6,1%	3.817	6,1%	2.008.485.048	6,0%	2.008.485.048	6,0%	1.423.122.281	6,2%	1.423.122.281	6,2%
	Energy	466	7,5%	4.453	7,1%	4.453	7,1%	3.400.577.760	10,2%	3.400.577.760	10,2%	1.574.799.136	6,8%	1.574.799.136	6,8%
	Environment (including Climate Change)	491	7,9%	5.817	9,3%	5.817	9,3%	2.041.398.872	6,1%	2.041.398.872	6,1%	1.521.541.160	6,6%	1.515.961.682	6,6%
	Transport (including Aeronautics)	407	6,6%	5.321	8,5%	5.321	8,5%	2.775.960.432	8,3%	2.775.960.432	8,3%	1.855.848.012	8,0%	1.855.848.012	8,0%
	Socio-economic sciences and Humanities	438	7,1%	3.317	5,3%	3.317	5,3%	728.852.774	2,2%	728.852.774	2,2%	567.298.037	2,5%	567.298.037	2,5%
	Space	53	0,9%	680	1,1%	680	1,1%	393.364.387	1,2%	393.364.387	1,2%	263.468.626	1,1%	263.468.626	1,1%
	Security	281	4,5%	2.892	4,6%	2.892	4,6%	1.444.424.276	4,3%	1.444.424.276	4,3%	1.009.765.679	4,4%	1.009.765.679	4,4%
General Activities															
IDEAS	European Research Council ¹														
PEOPLE	Marie-Curie Actions ²														
CAPACITIES	Research Infrastructures	130	2,1%	1.653	2,7%	1.653	2,7%	695.914.768	2,1%	695.914.768	2,1%	536.439.732	2,3%	536.439.732	2,3%
	Research for the benefit of SMEs														
	Regions of Knowledge														
	Research Potential														
	Science in Society	30	0,5%	199	0,3%	199	0,3%	24.363.987	0,1%	24.363.987	0,1%	18.850.977	0,1%	18.850.977	0,1%
	Coherent development of research policies														
	Activities of International Cooperation														
Euratom	Fusion Energy														
	Nuclear Fission and Radiation Protection	39	0,6%	491	0,8%	491	0,8%	284.437.271	0,9%	284.437.271	0,9%	178.430.834	0,8%	178.430.834	0,8%
	Undefined														
Total		6.199	100,0%	62.304	100,0%	62.304	100,0%	33.269.214.379	100,0%	33.269.214.379	100,0%	23.080.811.875	100,0%	23.075.232.397	100,0%

All countries (ERC Scope, no General Activities (Annex IV)) - FP7 Eligible Proposals : Participation by Priority Area and Funding Scheme

All countries (ERC Scope, no General Activities (Annex IV))		FP7 Eligible Proposals : Participation by Priority Area and Funding Scheme														
Priority Area		NoE - Networks of Excellence														
		Eligible proposals with at least one applicant in selection		Applicants in selection		All applicants in proposals		Project cost in proposals		Project cost for all applicants in selection		Requested EC financial contribution to proposals		Requested EC financial contribution to all applicants in selection		
		No.	%	No.	%	No.	%	Euros	%	Euros	%	Euros	%	Euros	%	
COOPERATION	Health	3	9.4%	42	7.4%	42	7.4%	18.683.113	7.8%	18.683.113	7.8%	16.475.169	9.5%	16.475.169	9.5%	
	Food, Agriculture, and Biotechnology	24	75.0%	422	74.6%	422	74.6%	176.950.258	73.8%	176.950.258	73.8%	126.346.409	72.7%	126.346.409	72.7%	
	Information and Communication Technologies															
	Nanosciences, Nanotechnologies, Materials and new Production Technologies															
	Energy															
	Environment (including Climate Change)	2	6.3%	62	11.0%	62	11.0%	24.458.576	10.2%	24.458.576	10.2%	13.997.714	8.1%	13.997.714	8.1%	
	Transport (including Aeronautics)	2	6.3%	36	6.4%	36	6.4%	16.921.374	7.1%	16.921.374	7.1%	14.868.176	8.6%	14.868.176	8.6%	
	Socio-economic sciences and Humanities															
	Space	1	3.1%	4	0.7%	4	0.7%	2.863.100	1.2%	2.863.100	1.2%	2.133.825	1.2%	2.133.825	1.2%	
	Security															
General Activities																
IDEAS	European Research Council ¹															
PEOPLE	Marie-Curie Actions ²															
CAPACITIES	Research Infrastructures															
	Research for the benefit of SMEs															
	Regions of Knowledge															
	Research Potential															
	Science in Society															
	Coherent development of research policies															
Activities of International Cooperation																
Euratom	Fusion Energy															
	Nuclear Fission and Radiation Protection															
	Undefined															
Total		32	100.0%	566	100.0%	566	100.0%	239.876.421	100.0%	239.876.421	100.0%	173.821.293	100.0%	173.821.293	100.0%	

All countries (ERC Scope, no General Activities (Annex IV))		FP7 Eligible Proposals : Participation by Priority Area and Funding Scheme													
Priority Area		CSA - Coordination and Support Action													
		Eligible proposals with at least one applicant in selection		Applicants in selection		All applicants in proposals		Project cost in proposals		Project cost for all applicants in selection		Requested EC financial contribution to proposals		Requested EC financial contribution to all applicants in selection	
		No.	%	No.	%	No.	%	Euros	%	Euros	%	Euros	%	Euros	%
COOPERATION	Health	187	11.2%	1.401	11.8%	1.401	11.8%	223.598.731	13.4%	223.598.731	13.5%	194.725.377	12.9%	194.725.377	12.9%
	Food, Agriculture, and Biotechnology	56	3.4%	615	5.2%	615	5.2%	50.190.123	3.0%	50.190.123	3.0%	48.088.064	3.2%	48.088.064	3.2%
	Information and Communication Technologies	151	9.1%	1.187	10.0%	1.187	10.0%	153.300.196	9.2%	153.300.196	9.2%	137.936.434	9.2%	137.936.434	9.2%
	Nanosciences, Nanotechnologies, Materials and new Production Technologies	30	1.8%	299	2.5%	299	2.5%	75.857.553	4.6%	75.257.252	4.5%	52.511.124	3.5%	52.511.124	3.5%
	Energy	85	5.1%	806	6.8%	806	6.8%	96.721.607	5.8%	96.721.607	5.8%	90.644.221	6.0%	90.644.221	6.0%
	Environment (including Climate Change)	96	5.8%	1.046	8.8%	1.046	8.8%	124.068.164	7.5%	124.068.164	7.5%	115.795.748	7.7%	115.195.748	7.7%
	Transport (including Aeronautics)	126	7.6%	1.140	9.6%	1.140	9.6%	145.595.493	8.8%	145.595.493	8.8%	140.511.079	9.3%	140.511.079	9.3%
	Socio-economic sciences and Humanities	48	2.9%	398	3.4%	398	3.4%	40.924.714	2.5%	40.924.714	2.5%	38.111.352	2.5%	38.111.352	2.5%
	Space	11	0.7%	124	1.0%	124	1.0%	11.961.941	0.7%	11.961.941	0.7%	11.502.279	0.8%	11.502.279	0.8%
	Security	44	2.6%	377	3.2%	377	3.2%	37.079.910	2.2%	37.079.910	2.2%	34.793.683	2.3%	34.793.683	2.3%
General Activities															
IDEAS	European Research Council ¹														
PEOPLE	Marie-Curie Actions ²	78	4.7%	346	2.9%	346	2.9%	11.423.959	0.7%	11.423.959	0.7%	9.525.520	0.6%	9.525.520	0.6%
CAPACITIES	Research Infrastructures	24	1.4%	186	1.6%	186	1.6%	38.524.687	2.3%	38.524.687	2.3%	38.452.971	2.6%	38.452.971	2.6%
	Research for the benefit of SMEs	27	1.6%	166	1.4%	166	1.4%	15.659.349	0.9%	15.659.349	0.9%	13.413.454	0.9%	13.413.454	0.9%
	Regions of Knowledge	95	5.7%	882	7.5%	882	7.5%	74.598.102	4.5%	74.598.102	4.5%	68.168.257	4.5%	68.168.257	4.5%
	Research Potential	341	20.5%	804	6.8%	804	6.8%	357.665.428	21.5%	357.665.428	21.5%	322.914.396	21.4%	322.914.396	21.5%
	Science in Society	143	8.6%	1.090	9.2%	1.090	9.2%	92.279.086	5.5%	92.279.086	5.6%	83.216.310	5.5%	83.216.310	5.5%
	Coherent development of research policies														
Activities of International Cooperation	107	6.4%	871	7.4%	871	7.4%	97.516.572	5.9%	97.516.572	5.9%	90.833.824	6.0%	90.833.824	6.0%	
Euratom	Fusion Energy														
	Nuclear Fission and Radiation Protection	15	0.9%	92	0.8%	92	0.8%	15.949.447	1.0%	15.949.447	1.0%	14.790.760	1.0%	14.790.760	1.0%
	Undefined														
Total		1.664	100.0%	11.830	100.0%	11.830	100.0%	1.662.915.062	100.0%	1.662.314.761	100.0%	1.505.934.853	100.0%	1.505.334.853	100.0%

All countries (ERC Scope, no General Activities (Annex IV)) - FP7 Eligible Proposals : Participation by Priority Area and Funding Scheme

All countries (ERC Scope, no General Activities (Annex IV))		FP7 Eligible Proposals : Participation by Priority Area and Funding Scheme													
Priority Area		BSG, MC - Research for the benefit of specific groups/ Support for training and career development of researchers (Marie Curie)													
		Eligible proposals with at least one applicant in selection		Applicants in selection		All applicants in proposals		Project cost in proposals		Project cost for all applicants in selection		Requested EC financial contribution to proposals		Requested EC financial contribution to all applicants in selection	
		No.	%	No.	%	No.	%	Euros	%	Euros	%	Euros	%	Euros	%
COOPERATION	Health														
	Food, Agriculture, and Biotechnology														
	Information and Communication Technologies														
	Nanosciences, Nanotechnologies, Materials and new Production Technologies														
	Energy														
	Environment (including Climate Change)	5	0,1%	37	0,3%	37	0,3%	4.324.981	0,4%	4.324.981	0,4%	3.550.364	0,4%	3.550.364	0,4%
	Transport (including Aeronautics)														
	Socio-economic sciences and Humanities	2	0,1%	27	0,2%	27	0,2%	2.361.180	0,2%	2.361.180	0,2%	1.948.932	0,2%	1.948.932	0,2%
	Space														
	Security														
General Activities															
IDEAS	European Research Council ¹														
PEOPLE	Marie-Curie Actions ²	3.326	83,3%	5.717	48,4%	5.717	48,4%								
CAPACITIES	Research Infrastructures														
	Research for the benefit of SMEs	660	16,5%	6.022	51,0%	6.022	51,0%	1.144.790.390	99,4%	1.144.790.390	99,4%	790.477.160	99,3%	790.477.160	99,3%
	Regions of Knowledge														
	Research Potential														
	Science in Society														
	Coherent development of research policies														
Euratom	Fusion Energy														
	Nuclear Fission and Radiation Protection														
	Undefined														
Total		3.993	100,0%	11.803	100,0%	11.803	100,0%	1.151.476.551	100,0%	1.151.476.551	100,0%	795.976.456	100,0%	795.976.456	100,0%

All countries (ERC Scope, no General Activities (Annex IV))		FP7 Eligible Proposals : Participation by Priority Area and Funding Scheme													
Priority Area		ERC, RSFF, OTH - Support for frontier research (ERC)/ Risk sharing finance facility/ Other													
		Eligible proposals with at least one applicant in selection		Applicants in selection		All applicants in proposals		Project cost in proposals		Project cost for all applicants in selection		Requested EC financial contribution to proposals		Requested EC financial contribution to all applicants in selection	
		No.	%	No.	%	No.	%	Euros	%	Euros	%	Euros	%	Euros	%
COOPERATION	Health														
	Food, Agriculture, and Biotechnology														
	Information and Communication Technologies														
	Nanosciences, Nanotechnologies, Materials and new Production Technologies														
	Energy														
	Environment (including Climate Change)														
	Transport (including Aeronautics)														
	Socio-economic sciences and Humanities														
	Space														
	Security														
General Activities															
IDEAS	European Research Council ¹	8.787	100,0%	11.157	100,0%	11.157	100,0%	10.127.436.025	100,0%	10.126.018.071	100,0%	9.917.637.801	100,0%	9.916.801.347	100,0%
PEOPLE	Marie-Curie Actions ²														
CAPACITIES	Research Infrastructures														
	Research for the benefit of SMEs														
	Regions of Knowledge														
	Research Potential														
	Science in Society														
	Coherent development of research policies														
Euratom	Fusion Energy														
	Nuclear Fission and Radiation Protection														
	Undefined														
Total		8.787	100,0%	11.157	100,0%	11.157	100,0%	10.127.436.025	100,0%	10.126.018.071	100,0%	9.917.637.801	100,0%	9.916.801.347	100,0%

Reference date 25/02/2008 Report was created for 54 calls

Figures on the basis of proposals submitted in response i) to FP7 calls involving a single-stage proposal submission and evaluation procedure and ii) to the second stage of FP7 calls involving a two-stage proposal submission and evaluation procedure

¹ Applicants refer to hosting organisations/institutions.

² Applicants refer to hosting organisations/institutions. Data on project cost and requested EC financial contribution are usually not available for Marie-Curie actions.

All countries (ERC Scope, no General Activities (Annex IV)) - FP7 Retained Proposals : Participation by Priority Area and Funding Scheme

All countries (ERC Scope, no General Activities (Annex IV))		FP7 Retained Proposals : Participation by Priority Area and Funding Scheme													
Priority Area		All Funding Schemes													
		Retained proposals with at least one applicant in selection		Applicants in selection		All applicants in proposals		Project cost in proposals		Project cost for all applicants in selection		Requested EC financial contribution to proposals		Requested EC financial contribution to all applicants in selection	
		No.	%	No.	%	No.	%	Euros	%	Euros	%	Euros	%	Euros	%
COOPERATION	Health	320	11,2%	3.250	16,7%	3.250	16,7%	1.674.939.935	21,1%	1.674.939.935	21,1%	1.248.125.189	21,8%	1.248.125.189	21,8%
	Food, Agriculture, and Biotechnology	66	2,3%	858	4,4%	858	4,4%	263.840.739	3,3%	263.840.739	3,3%	196.163.448	3,4%	196.163.448	3,4%
	Information and Communication Technologies	318	11,2%	3.121	16,0%	3.121	16,0%	1.884.692.636	23,7%	1.884.692.636	23,7%	1.293.739.084	22,6%	1.293.739.084	22,6%
	Nanosciences, Nanotechnologies, Materials and new Production Technologies	120	4,2%	1.664	8,5%	1.664	8,5%	834.828.534	10,5%	834.228.233	10,5%	594.794.760	10,4%	594.794.760	10,4%
	Energy	71	2,5%	816	4,2%	816	4,2%	390.516.181	4,9%	390.516.181	4,9%	250.665.260	4,4%	250.665.260	4,4%
	Environment (including Climate Change)	74	2,6%	975	5,0%	975	5,0%	274.506.600	3,5%	274.506.600	3,5%	208.437.183	3,6%	208.437.183	3,6%
	Transport (including Aeronautics)	129	4,5%	1.820	9,3%	1.820	9,3%	906.426.372	11,4%	906.426.372	11,4%	598.781.063	10,5%	598.781.063	10,5%
	Socio-economic sciences and Humanities	65	2,3%	543	2,8%	543	2,8%	107.578.749	1,4%	107.578.749	1,4%	85.047.673	1,5%	85.047.673	1,5%
	Space	18	0,6%	429	2,2%	429	2,2%	245.618.764	3,1%	245.618.764	3,1%	161.478.669	2,8%	161.478.669	2,8%
	Security	44	1,5%	520	2,7%	520	2,7%	233.284.535	2,9%	233.284.535	2,9%	161.078.630	2,8%	161.078.630	2,8%
General Activities															
IDEAS	European Research Council'	201	7,1%	214	1,1%	214	1,1%	287.282.542	3,6%	286.390.564	3,6%	279.127.851	4,9%	278.817.373	4,9%
PEOPLE	Marie-Curie Actions*	1.102	38,7%	2.075	10,6%	2.075	10,6%	7.116.650	0,1%	7.116.650	0,1%	5.768.810	0,1%	5.768.810	0,1%
CAPACITIES	Research Infrastructures	70	2,5%	999	5,1%	999	5,1%	393.338.405	4,9%	393.338.405	4,9%	304.267.847	5,3%	304.267.847	5,3%
	Research for the benefit of SMEs	128	4,5%	1.209	6,2%	1.209	6,2%	222.488.907	2,8%	222.488.907	2,8%	169.085.682	3,0%	169.085.682	3,0%
	Regions of Knowledge	17	0,6%	172	0,9%	172	0,9%	11.984.235	0,2%	11.984.235	0,2%	10.995.211	0,2%	10.995.211	0,2%
	Research Potential	41	1,4%	104	0,5%	104	0,5%	36.791.139	0,5%	36.791.139	0,5%	33.859.756	0,6%	33.859.756	0,6%
	Science in Society	31	1,1%	321	1,6%	321	1,6%	24.912.352	0,3%	24.912.352	0,3%	22.440.401	0,4%	22.440.401	0,4%
	Coherent development of research policies														
Activities of International Cooperation	20	0,7%	223	1,1%	223	1,1%	27.095.996	0,3%	27.095.996	0,3%	24.913.326	0,4%	24.913.326	0,4%	
Euratom	Fusion Energy														
	Nuclear Fission and Radiation Protection	15	0,5%	206	1,1%	206	1,1%	122.810.905	1,5%	122.810.905	1,5%	71.719.947	1,3%	71.719.947	1,3%
	Undefined														
Total		2.850	100,0%	19.519	100,0%	19.519	100,0%	7.950.054.176	100,0%	7.948.561.897	100,0%	5.720.489.790	100,0%	5.720.179.312	100,0%

All countries (ERC Scope, no General Activities (Annex IV))		FP7 Retained Proposals : Participation by Priority Area and Funding Scheme													
Priority Area		CP, CP-CSA - Collaborative Projects (including combination of CP and CSA)													
		Retained proposals with at least one applicant in selection		Applicants in selection		All applicants in proposals		Project cost in proposals		Project cost for all applicants in selection		Requested EC financial contribution to proposals		Requested EC financial contribution to all applicants in selection	
		No.	%	No.	%	No.	%	Euros	%	Euros	%	Euros	%	Euros	%
COOPERATION	Health	271	25,4%	2.838	22,6%	2.838	22,6%	1.618.589.132	23,4%	1.618.589.132	23,4%	1.198.523.369	24,8%	1.198.523.369	24,8%
	Food, Agriculture, and Biotechnology	51	4,8%	634	5,0%	634	5,0%	247.453.595	3,6%	247.453.595	3,6%	181.313.085	3,8%	181.313.085	3,8%
	Information and Communication Technologies	261	24,5%	2.529	20,1%	2.529	20,1%	1.739.301.472	25,1%	1.739.301.472	25,1%	1.188.443.726	24,6%	1.188.443.726	24,6%
	Nanosciences, Nanotechnologies, Materials and new Production Technologies	109	10,2%	1.514	12,0%	1.514	12,0%	792.400.571	11,5%	792.400.571	11,5%	568.864.796	11,8%	568.864.796	11,8%
	Energy	59	5,5%	658	5,2%	658	5,2%	374.914.167	5,4%	374.914.167	5,4%	235.512.479	4,9%	235.512.479	4,9%
	Environment (including Climate Change)	53	5,0%	720	5,7%	720	5,7%	245.377.513	3,5%	245.377.513	3,5%	181.555.543	3,8%	181.555.543	3,8%
	Transport (including Aeronautics)	82	7,7%	1.383	11,0%	1.383	11,0%	846.234.758	12,2%	846.234.758	12,2%	540.554.267	11,2%	540.554.267	11,2%
	Socio-economic sciences and Humanities	56	5,3%	431	3,4%	431	3,4%	97.586.945	1,4%	97.586.945	1,4%	75.891.303	1,6%	75.891.303	1,6%
	Space	15	1,4%	391	3,1%	391	3,1%	241.439.695	3,5%	241.439.695	3,5%	157.299.600	3,3%	157.299.600	3,3%
	Security	32	3,0%	382	3,0%	382	3,0%	220.992.786	3,2%	220.992.786	3,2%	149.226.361	3,1%	149.226.361	3,1%
General Activities															
IDEAS	European Research Council'														
PEOPLE	Marie-Curie Actions*														
CAPACITIES	Research Infrastructures	59	5,5%	863	6,9%	863	6,9%	370.564.048	5,4%	370.564.048	5,4%	281.493.482	5,8%	281.493.482	5,8%
	Research for the benefit of SMEs														
	Regions of Knowledge														
	Research Potential														
	Science in Society	6	0,6%	46	0,4%	46	0,4%	5.535.631	0,1%	5.535.631	0,1%	4.298.494	0,1%	4.298.494	0,1%
	Coherent development of research policies														
Activities of International Cooperation															
Euratom	Fusion Energy														
	Nuclear Fission and Radiation Protection	11	1,0%	177	1,4%	177	1,4%	116.582.012	1,7%	116.582.012	1,7%	65.741.494	1,4%	65.741.494	1,4%
	Undefined														
Total		1.065	100,0%	12.566	100,0%	12.566	100,0%	6.916.972.325	100,0%	6.916.972.325	100,0%	4.828.717.999	100,0%	4.828.717.999	100,0%

All countries (ERC Scope, no General Activities (Annex IV)) - FP7 Retained Proposals : Participation by Priority Area and Funding Scheme

All countries (ERC Scope, no General Activities (Annex IV))		FP7 Retained Proposals : Participation by Priority Area and Funding Scheme													
Priority Area		NoE - Networks of Excellence													
		Retained proposals with at least one applicant in selection		Applicants in selection		All applicants in proposals		Project cost in proposals		Project cost for all applicants in selection		Requested EC financial contribution to proposals		Requested EC financial contribution to all applicants in selection	
		No.	%	No.	%	No.	%	Euros	%	Euros	%	Euros	%	Euros	%
COOPERATION	Health														
	Food, Agriculture, and Biotechnology														
	Information and Communication Technologies	11	100,0%	236	100,0%	236	100,0%	93.710.087	100,0%	93.710.087	100,0%	61.768.880	100,0%	61.768.880	100,0%
	Nanosciences, Nanotechnologies, Materials and new Production Technologies														
	Energy														
	Environment (including Climate Change)														
	Transport (including Aeronautics)														
	Socio-economic sciences and Humanities														
	Space														
	Security														
General Activities															
IDEAS	European Research Council'														
PEOPLE	Marie-Curie Actions'														
CAPACITIES	Research Infrastructures														
	Research for the benefit of SMEs														
	Regions of Knowledge														
	Research Potential														
	Science in Society														
Euratom	Coherent development of research policies														
	Activities of International Cooperation														
	Fusion Energy														
Euratom	Nuclear Fission and Radiation Protection														
	Undefined														
Total		11	100,0%	236	100,0%	236	100,0%	93.710.087	100,0%	93.710.087	100,0%	61.768.880	100,0%	61.768.880	100,0%

All countries (ERC Scope, no General Activities (Annex IV))		FP7 Retained Proposals : Participation by Priority Area and Funding Scheme													
Priority Area		CSA - Coordination and Support Action													
		Retained proposals with at least one applicant in selection		Applicants in selection		All applicants in proposals		Project cost in proposals		Project cost for all applicants in selection		Requested EC financial contribution to proposals		Requested EC financial contribution to all applicants in selection	
		No.	%	No.	%	No.	%	Euros	%	Euros	%	Euros	%	Euros	%
COOPERATION	Health	49	12,9%	412	12,1%	412	12,1%	56.350.803	13,2%	56.350.803	13,2%	49.601.820	13,0%	49.601.820	13,0%
	Food, Agriculture, and Biotechnology	15	4,0%	224	6,6%	224	6,6%	16.387.144	3,8%	16.387.144	3,8%	14.850.363	3,9%	14.850.363	3,9%
	Information and Communication Technologies	46	12,1%	356	10,5%	356	10,5%	51.681.077	12,1%	51.681.077	12,1%	43.526.478	11,4%	43.526.478	11,4%
	Nanosciences, Nanotechnologies, Materials and new Production Technologies	11	2,9%	150	4,4%	150	4,4%	42.427.963	9,9%	41.827.662	9,8%	25.929.964	6,8%	25.929.964	6,8%
	Energy	12	3,2%	158	4,7%	158	4,7%	15.602.014	3,6%	15.602.014	3,6%	15.152.781	4,0%	15.152.781	4,0%
	Environment (including Climate Change)	19	5,0%	241	7,1%	241	7,1%	27.006.706	6,3%	27.006.706	6,3%	25.215.071	6,6%	25.215.071	6,6%
	Transport (including Aeronautics)	47	12,4%	437	12,9%	437	12,9%	60.191.614	14,0%	60.191.614	14,1%	58.226.796	15,3%	58.226.796	15,3%
	Socio-economic sciences and Humanities	8	2,1%	97	2,9%	97	2,9%	8.751.934	2,0%	8.751.934	2,0%	8.158.268	2,1%	8.158.268	2,1%
	Space	3	0,8%	38	1,1%	38	1,1%	4.179.069	1,0%	4.179.069	1,0%	4.179.069	1,1%	4.179.069	1,1%
	Security	12	3,2%	138	4,1%	138	4,1%	12.291.749	2,9%	12.291.749	2,9%	11.852.269	3,1%	11.852.269	3,1%
	General Activities														
	IDEAS	European Research Council'													
	PEOPLE	Marie-Curie Actions'	36	9,5%	183	5,4%	183	5,4%	7.116.650	1,7%	7.116.650	1,7%	5.768.810	1,5%	5.768.810
CAPACITIES	Research Infrastructures	11	2,9%	136	4,0%	136	4,0%	22.774.357	5,3%	22.774.357	5,3%	22.774.365	6,0%	22.774.365	6,0%
	Research for the benefit of SMEs	3	0,8%	21	0,6%	21	0,6%	2.249.511	0,5%	2.249.511	0,5%	2.249.511	0,6%	2.249.511	0,6%
	Regions of Knowledge	17	4,5%	172	5,1%	172	5,1%	11.984.235	2,8%	11.984.235	2,8%	10.995.211	2,9%	10.995.211	2,9%
	Research Potential	41	10,8%	104	3,1%	104	3,1%	36.791.139	8,6%	36.791.139	8,6%	33.859.756	8,9%	33.859.756	8,9%
	Science in Society	25	6,6%	275	8,1%	275	8,1%	19.376.721	4,5%	19.376.721	4,5%	18.141.907	4,8%	18.141.907	4,8%
Euratom	Coherent development of research policies														
	Activities of International Cooperation	20	5,3%	223	6,6%	223	6,6%	27.095.996	6,3%	27.095.996	6,3%	24.913.326	6,5%	24.913.326	6,5%
	Fusion Energy														
Euratom	Nuclear Fission and Radiation Protection	4	1,1%	29	0,9%	29	0,9%	6.228.893	1,5%	6.228.893	1,5%	5.978.453	1,6%	5.978.453	1,6%
	Undefined														
Total		379	100,0%	3.394	100,0%	3.394	100,0%	428.487.575	100,0%	427.887.274	100,0%	381.374.218	100,0%	381.374.218	100,0%

All countries (ERC Scope, no General Activities (Annex IV)) - FP7 Retained Proposals : Participation by Priority Area and Funding Scheme

All countries (ERC Scope, no General Activities (Annex IV))		FP7 Retained Proposals : Participation by Priority Area and Funding Scheme													
Priority Area		BSG, MC - Research for the benefit of specific groups/ Support for training and career development of researchers (Marie Curie)													
		Retained proposals with at least one applicant in selection		Applicants in selection		All applicants in proposals		Project cost in proposals		Project cost for all applicants in selection		Requested EC financial contribution to proposals		Requested EC financial contribution to all applicants in selection	
		No.	%	No.	%	No.	%	Euros	%	Euros	%	Euros	%	Euros	%
COOPERATION	Health														
	Food, Agriculture, and Biotechnology														
	Information and Communication Technologies														
	Nanosciences, Nanotechnologies, Materials and new Production Technologies														
	Energy														
	Environment (including Climate Change)	2	0,2%	14	0,5%	14	0,5%	2.122.381	0,9%	2.122.381	0,9%	1.666.569	1,0%	1.666.569	1,0%
	Transport (including Aeronautics)														
	Socio-economic sciences and Humanities	1	0,1%	15	0,5%	15	0,5%	1.239.870	0,6%	1.239.870	0,6%	998.102	0,6%	998.102	0,6%
	Space														
	Security														
General Activities															
IDEAS	European Research Council'														
PEOPLE	Marie-Curie Actions ²	1.066	89,3%	1.892	60,9%	1.892	60,9%								
CAPACITIES	Research Infrastructures														
	Research for the benefit of SMEs	125	10,5%	1.188	38,2%	1.188	38,2%	220.239.396	98,5%	220.239.396	98,5%	166.836.171	98,4%	166.836.171	98,4%
	Regions of Knowledge														
	Research Potential														
	Science in Society														
	Coherent development of research policies														
	Activities of International Cooperation														
Euratom	Fusion Energy														
	Nuclear Fission and Radiation Protection														
	Undefined														
Total		1.194	100,0%	3.109	100,0%	3.109	100,0%	223.601.647	100,0%	223.601.647	100,0%	169.500.842	100,0%	169.500.842	100,0%

All countries (ERC Scope, no General Activities (Annex IV))		FP7 Retained Proposals : Participation by Priority Area and Funding Scheme													
Priority Area		ERC, RSFF, OTH - Support for frontier research (ERC)/ Risk sharing finance facility/ Other													
		Retained proposals with at least one applicant in selection		Applicants in selection		All applicants in proposals		Project cost in proposals		Project cost for all applicants in selection		Requested EC financial contribution to proposals		Requested EC financial contribution to all applicants in selection	
		No.	%	No.	%	No.	%	Euros	%	Euros	%	Euros	%	Euros	%
COOPERATION	Health														
	Food, Agriculture, and Biotechnology														
	Information and Communication Technologies														
	Nanosciences, Nanotechnologies, Materials and new Production Technologies														
	Energy														
	Environment (including Climate Change)														
	Transport (including Aeronautics)														
	Socio-economic sciences and Humanities														
	Space														
	Security														
General Activities															
IDEAS	European Research Council'	201	0,0%	214	0,0%	214	0,0%	287.282.542	0,0%	286.390.564	0,0%	279.127.851	0,0%	278.817.373	0,0%
PEOPLE	Marie-Curie Actions ²														
CAPACITIES	Research Infrastructures														
	Research for the benefit of SMEs														
	Regions of Knowledge														
	Research Potential														
	Science in Society														
	Coherent development of research policies														
	Activities of International Cooperation														
Euratom	Fusion Energy														
	Nuclear Fission and Radiation Protection														
	Undefined														
Total		201	0,0%	214	0,0%	214	0,0%	287.282.542	0,0%	286.390.564	0,0%	279.127.851	0,0%	278.817.373	0,0%

Reference date 25/02/2008 Report was created for 54 calls

Figures on the basis of proposals submitted in response i) to FP7 calls involving a single-stage proposal submission and evaluation procedure and ii) to the second stage of FP7 calls involving a two-stage proposal submission and evaluation procedure

1 Applicants refer to hosting organisations/institutions.

2 Applicants refer to hosting organisations/institutions. Data on project cost and requested EC financial contribution are usually not available for Marie-Curie actions.

All countries (ERC Scope, no General Activities (Annex IV)) - FP7 Eligible Proposals : Participation by Priority Area Organisation Activity Type

All countries (ERC Scope, no General Activities (Annex IV))		FP7 Eligible Proposals : Participation by Priority Area & Organisation Activity Type																	
Priority Area		All Activity Types																	
		Applicants in selection		of which SMEs		SME		Project cost for the applicants in selection		of which SMEs		SME		Requested EC financial contribution to applicants in selection		of which SMEs		SME	
		No.	%	No.	%	Euros	%	Euros	%	Euros	%	Euros	%	Euros	%	Euros	%		
COOPERATION	Health	15.947	16,3%	3.842	24,1%	8.933.071.632	19,2%	1.835.619.507	20,5%	6.736.721.284	19,0%	1.414.549.257	21,0%						
	Food, Agriculture, and Biotechnology	4.094	4,2%	1.185	28,9%	1.479.954.320	3,2%	346.756.456	23,4%	1.106.957.735	3,1%	265.099.585	23,9%						
	Information and Communication Technologies	17.290	17,7%	5.282	30,5%	9.681.131.273	20,8%	2.440.773.874	25,2%	6.811.139.835	19,2%	1.828.053.452	26,8%						
	Nanosciences, Nanotechnologies, Materials and new Production Technologies	4.116	4,2%	1.349	32,8%	2.083.742.300	4,5%	555.716.527	26,7%	1.475.633.405	4,2%	408.760.493	27,7%						
	Energy	5.259	5,4%	1.863	35,4%	3.497.299.367	7,5%	905.809.127	25,9%	1.665.443.357	4,7%	555.206.425	33,3%						
	Environment (including Climate Change)	6.962	7,1%	1.943	27,9%	2.194.250.593	4,7%	505.876.267	23,1%	1.648.705.508	4,6%	389.857.360	23,6%						
	Transport (including Aeronautics)	6.497	6,7%	2.110	32,5%	2.938.477.299	6,3%	794.643.832	27,0%	2.011.227.267	5,7%	594.131.939	29,5%						
	Socio-economic sciences and Humanities	3.742	3,8%	905	24,2%	772.138.668	1,7%	168.463.668	21,8%	607.358.321	1,7%	134.778.319	22,2%						
	Space	808	0,8%	205	25,4%	408.189.428	0,9%	75.833.066	18,6%	277.104.730	0,8%	56.649.001	20,4%						
	Security	3.269	3,3%	1.092	33,4%	1.481.504.186	3,2%	454.043.648	30,6%	1.044.559.362	2,9%	339.962.854	32,5%						
General Activities																			
IDEAS	European Research Council ¹	11.157	11,4%			10.126.018.071	21,8%			9.916.801.347	28,0%								
PEOPLE	Marie-Curie Actions ²	6.063	6,2%	847	14,0%	11.423.959	0,0%	2.293.184	20,1%	9.525.520	0,0%	2.040.559	21,4%						
CAPACITIES	Research Infrastructures	1.839	1,9%	364	19,8%	734.439.455	1,6%	126.874.918	17,3%	574.892.703	1,6%	104.668.593	18,2%						
	Research for the benefit of SMEs	6.188	6,3%	4.151	67,1%	1.160.449.739	2,5%	1.019.928.187	87,9%	803.890.614	2,3%	698.035.814	86,8%						
	Regions of Knowledge	882	0,9%	396	44,9%	74.598.102	0,2%	34.213.573	45,9%	68.168.257	0,2%	31.745.054	46,6%						
	Research Potential	804	0,8%	210	26,1%	357.665.428	0,8%	84.979.926	23,8%	322.914.396	0,9%	79.563.777	24,6%						
	Science in Society	1.289	1,3%	394	30,6%	116.643.073	0,3%	35.770.251	30,7%	102.067.287	0,3%	32.058.517	31,4%						
	Coherent development of research policies																		
Activities of International Cooperation	871	0,9%	261	30,0%	97.516.572	0,2%	26.249.201	26,9%	90.833.824	0,3%	24.544.522	27,0%							
Euratom	Fusion Energy																		
	Nuclear Fission and Radiation Protection	583	0,6%	97	16,6%	300.386.718	0,6%	32.724.218	10,9%	193.221.594	0,5%	22.478.001	11,6%						
	Undefined																		
Total		97.660	100,0%	26.496	27,1%	46.448.900.183	100,0%	9.446.569.430	20,3%	35.467.166.346	100,0%	6.982.183.522	19,7%						

All countries (ERC Scope, no General Activities (Annex IV))		FP7 Eligible Proposals : Participation by Priority Area & Organisation Activity Type																	
Priority Area		Higher or secondary education (HES)																	
		Applicants in selection		of which SMEs		SME		Project cost for the applicants in selection		of which SMEs		SME		Requested EC financial contribution to applicants in selection		of which SMEs		SME	
		No.	%	No.	%	Euros	%	Euros	%	Euros	%	Euros	%	Euros	%	Euros	%		
COOPERATION	Health	9.048	25,7%	758	8,4%	5.333.515.946	35,8%	333.552.018	6,3%	4.043.579.560	38,0%	255.748.108	6,3%						
	Food, Agriculture, and Biotechnology	1.764	5,0%	179	10,1%	697.447.501	4,7%	51.707.541	7,4%	527.431.568	5,0%	39.491.139	7,5%						
	Information and Communication Technologies	6.363	18,1%	414	6,5%	3.391.122.997	22,8%	188.810.370	5,6%	2.576.190.896	24,2%	147.124.929	5,7%						
	Nanosciences, Nanotechnologies, Materials and new Production Technologies	1.308	3,7%	67	5,1%	696.595.867	4,7%	29.340.490	4,2%	525.965.721	4,9%	18.135.690	3,4%						
	Energy	1.557	4,4%	138	8,9%	1.569.607.663	10,5%	49.394.381	3,1%	477.978.400	4,5%	36.375.724	7,6%						
	Environment (including Climate Change)	3.005	8,5%	359	11,9%	1.009.324.641	6,8%	95.968.347	9,5%	766.074.132	7,2%	71.603.507	9,3%						
	Transport (including Aeronautics)	1.632	4,6%	158	9,7%	575.718.426	3,9%	44.290.062	7,7%	443.307.238	4,2%	33.848.611	7,6%						
	Socio-economic sciences and Humanities	2.400	6,8%	298	12,4%	525.377.092	3,5%	50.241.689	9,6%	410.303.643	3,9%	39.667.102	9,7%						
	Space	230	0,7%	24	10,4%	82.430.076	0,6%	6.712.116	8,1%	61.628.336	0,6%	4.859.578	7,9%						
	Security	835	2,4%	101	12,1%	360.928.593	2,4%	41.146.404	11,4%	273.434.984	2,6%	29.558.148	10,8%						
General Activities																			
IDEAS	European Research Council ¹																		
PEOPLE	Marie-Curie Actions ²	3.884	11,0%	258	6,6%	4.476.299	0,0%	608.157	13,6%	3.771.278	0,0%	560.658	14,9%						
CAPACITIES	Research Infrastructures	742	2,1%	57	7,7%	245.656.013	1,7%	17.098.358	7,0%	197.804.282	1,9%	13.085.529	6,6%						
	Research for the benefit of SMEs	643	1,8%	31	4,8%	21.425.059	0,1%	2.536.187	11,8%	16.951.646	0,2%	1.994.004	11,8%						
	Regions of Knowledge	194	0,6%	31	16,0%	17.650.345	0,1%	2.504.488	14,2%	15.813.766	0,1%	2.268.272	14,3%						
	Research Potential	460	1,3%	93	20,2%	192.594.035	1,3%	34.362.565	17,8%	173.063.618	1,6%	29.804.032	17,2%						
	Science in Society	640	1,8%	95	14,8%	58.409.452	0,4%	6.998.364	12,0%	50.917.610	0,5%	6.186.519	12,2%						
	Coherent development of research policies																		
Activities of International Cooperation	307	0,9%	53	17,3%	33.253.480	0,2%	4.058.731	12,2%	29.768.778	0,3%	3.462.702	11,6%							
Euratom	Fusion Energy																		
	Nuclear Fission and Radiation Protection	180	0,5%	9	5,0%	71.694.553	0,5%	3.720.653	5,2%	53.216.591	0,5%	3.031.310	5,7%						
	Undefined																		
Total		35.192	100,0%	3.123	8,9%	14.887.228.038	100,0%	963.050.921	6,5%	10.647.202.047	100,0%	736.805.562	6,9%						

All countries (ERC Scope, no General Activities (Annex IV)) - FP7 Eligible Proposals : Participation by Priority Area Organisation Activity Type

All countries (ERC Scope, no General Activities (Annex IV))		FP7 Eligible Proposals : Participation by Priority Area & Organisation Activity Type																	
Priority Area		Private for profit (excl. education) (PRC)										Requested EC financial contribution to applicants in selection		of which SMEs		SME			
		Applicants in selection		of which SMEs		SME		Project cost for the applicants in selection		of which SMEs								SME	
		No.	%	No.	%	Euros	%	Euros	%	Euros	%							Euros	%
COOPERATION	Health	2.283	10,0%	1.899	83,2%	1.186.780.277	11,3%	968.680.695	81,6%	866.531.468	12,8%	744.908.750	86,0%						
	Food, Agriculture, and Biotechnology	701	3,1%	522	74,5%	204.301.395	1,9%	149.769.805	73,3%	143.654.420	2,1%	113.483.050	79,0%						
	Information and Communication Technologies	6.384	27,9%	3.531	55,3%	3.909.353.416	37,1%	1.678.195.657	42,9%	2.464.341.617	36,4%	1.248.927.866	50,7%						
	Nanosciences, Nanotechnologies, Materials and new Production Technologies	1.665	7,3%	992	59,6%	738.380.703	7,0%	384.839.140	52,1%	469.998.837	6,9%	282.160.365	60,0%						
	Energy	1.885	8,2%	1.145	60,7%	1.124.559.269	10,7%	644.080.942	57,3%	615.482.345	9,1%	366.272.939	59,5%						
	Environment (including Climate Change)	940	4,1%	728	77,4%	265.242.350	2,5%	185.876.853	70,1%	190.552.893	2,8%	144.649.535	75,9%						
	Transport (including Aeronautics)	2.722	11,9%	1.285	47,2%	1.311.185.144	12,4%	492.886.352	37,6%	812.982.581	12,0%	363.301.509	44,7%						
	Socio-economic sciences and Humanities	120	0,5%	111	92,5%	21.184.960	0,2%	20.327.955	96,0%	17.123.206	0,3%	16.492.134	96,3%						
	Space	219	1,0%	112	51,1%	128.057.425	1,2%	43.025.828	33,6%	78.740.018	1,2%	32.382.597	41,1%						
	Security	1.228	5,4%	667	54,3%	673.658.562	6,4%	294.109.765	43,7%	433.509.002	6,4%	218.347.467	50,4%						
General Activities																			
IDEAS	European Research Council ¹																		
PEOPLE	Marie-Curie Actions ²	528	2,3%	295	55,9%	375.393	0,0%	375.393	100,0%	328.847	0,0%	328.847	100,0%						
CAPACITIES	Research Infrastructures	167	0,7%	108	64,7%	65.642.977	0,6%	41.314.574	62,9%	53.942.655	0,8%	36.148.832	67,0%						
	Research for the benefit of SMEs	3.596	15,7%	3.250	90,4%	845.303.398	8,0%	818.884.934	96,9%	562.785.097	8,3%	544.547.292	96,8%						
	Regions of Knowledge	193	0,8%	167	86,5%	14.105.656	0,1%	12.389.889	87,8%	12.759.954	0,2%	11.044.187	86,6%						
	Research Potential	30	0,1%	24	80,0%	10.514.319	0,1%	8.654.322	82,3%	10.406.656	0,2%	8.556.209	82,2%						
	Science in Society	83	0,4%	73	88,0%	9.043.758	0,1%	8.235.636	91,1%	8.001.617	0,1%	7.321.236	91,5%						
	Coherent development of research policies																		
	Activities of International Cooperation	60	0,3%	46	76,7%	7.959.806	0,1%	6.420.728	80,7%	7.754.334	0,1%	6.288.758	81,1%						
Euratom	Fusion Energy																		
	Nuclear Fission and Radiation Protection	64	0,3%	34	53,1%	23.510.039	0,2%	11.735.813	49,9%	14.315.957	0,2%	7.906.394	55,2%						
	Undefined																		
Total		22.868	100,0%	14.989	65,5%	10.539.158.847	100,0%	5.769.804.281	54,7%	6.763.211.504	100,0%	4.153.067.975	61,4%						

All countries (ERC Scope, no General Activities (Annex IV))		FP7 Eligible Proposals : Participation by Priority Area & Organisation Activity Type																	
Priority Area		Public body (excl. research and education) (PUB)										Requested EC financial contribution to applicants in selection		of which SMEs		SME			
		Applicants in selection		of which SMEs		SME		Project cost for the applicants in selection		of which SMEs								SME	
		No.	%	No.	%	Euros	%	Euros	%	Euros	%							Euros	%
COOPERATION	Health	564	13,4%	161	28,5%	202.540.946	15,5%	72.776.618	35,9%	155.284.804	17,1%	55.092.184	35,5%						
	Food, Agriculture, and Biotechnology	149	3,5%	47	31,5%	28.061.606	2,1%	12.702.994	45,3%	23.115.236	2,5%	10.399.269	45,0%						
	Information and Communication Technologies	764	18,2%	217	28,4%	272.497.395	20,8%	76.705.834	28,1%	190.975.835	21,0%	54.881.739	28,7%						
	Nanosciences, Nanotechnologies, Materials and new Production Technologies	86	2,0%	20	23,3%	37.032.130	2,8%	10.584.684	28,6%	21.450.107	2,4%	8.220.220	38,3%						
	Energy	256	6,1%	82	32,0%	105.084.797	8,0%	41.370.178	39,4%	57.775.265	6,4%	26.550.564	46,0%						
	Environment (including Climate Change)	464	11,0%	133	28,7%	89.633.806	6,8%	24.856.105	27,7%	69.266.746	7,6%	19.360.854	28,0%						
	Transport (including Aeronautics)	504	12,0%	125	24,8%	341.373.414	26,1%	65.948.923	19,3%	212.092.399	23,4%	47.136.951	22,2%						
	Socio-economic sciences and Humanities	175	4,2%	39	22,3%	21.031.560	1,6%	5.039.662	24,0%	17.343.562	1,9%	4.324.553	24,9%						
	Space	78	1,9%	10	12,8%	36.302.410	2,8%	3.547.090	9,8%	23.663.708	2,6%	2.827.581	11,9%						
	Security	352	8,4%	72	20,5%	85.120.993	6,5%	29.216.921	34,3%	63.133.580	7,0%	23.693.583	37,5%						
General Activities																			
IDEAS	European Research Council ¹																		
PEOPLE	Marie-Curie Actions ²	109	2,6%	22	20,2%	2.213.589	0,2%	422.262	19,1%	1.766.509	0,2%	382.757	21,7%						
CAPACITIES	Research Infrastructures	144	3,4%	41	28,5%	25.762.278	2,0%	8.571.485	33,3%	20.247.407	2,2%	6.774.364	33,5%						
	Research for the benefit of SMEs	38	0,9%	18	47,4%	4.962.799	0,4%	2.867.592	57,8%	3.589.170	0,4%	2.229.870	62,1%						
	Regions of Knowledge	217	5,2%	62	28,6%	16.415.752	1,3%	5.163.928	31,5%	14.927.476	1,6%	4.956.333	33,2%						
	Research Potential	28	0,7%	5	17,9%	7.260.015	0,6%	3.607.665	49,7%	6.259.524	0,7%	3.157.665	50,4%						
	Science in Society	104	2,5%	35	33,7%	7.091.663	0,5%	3.450.431	48,7%	6.287.359	0,7%	3.082.280	49,0%						
	Coherent development of research policies																		
	Activities of International Cooperation	127	3,0%	28	22,0%	11.577.824	0,9%	1.750.642	15,1%	10.189.176	1,1%	1.645.642	16,2%						
Euratom	Fusion Energy																		
	Nuclear Fission and Radiation Protection	42	1,0%	14	33,3%	16.295.691	1,2%	2.444.611	15,0%	10.282.410	1,1%	1.651.961	16,1%						
	Undefined																		
Total		4.201	100,0%	1.131	26,9%	1.310.258.668	100,0%	371.027.625	28,3%	907.650.273	100,0%	276.368.370	30,4%						

All countries (ERC Scope, no General Activities (Annex IV)) - FP7 Eligible Proposals : Participation by Priority Area Organisation Activity Type

All countries (ERC Scope, no General Activities (Annex IV))													FP7 Eligible Proposals : Participation by Priority Area & Organisation Activity Type												
Priority Area		Research organisations (REC)																							
		Applicants in selection		of which SMEs		SME		Project cost for the applicants in selection		of which SMEs		SME		Requested EC financial contribution to applicants in selection		of which SMEs		SME							
		No.	%	No.	%	Euros	%	Euros	%	Euros	%	Euros	%	Euros	%	Euros	%								
COOPERATION	Health	2.896	17,0%	397	13,7%	1.677.249.833	22,8%	168.977.662	10,1%	1.268.052.147	22,8%	132.909.485	10,5%												
	Food, Agriculture, and Biotechnology	1.094	6,4%	226	20,7%	438.621.876	6,0%	74.256.085	16,9%	329.867.943	5,9%	56.841.078	17,2%												
	Information and Communication Technologies	2.823	16,5%	618	21,9%	1.710.395.674	23,3%	313.200.801	18,3%	1.303.693.096	23,4%	240.055.745	18,4%												
	Nanosciences, Nanotechnologies, Materials and new Production Technologies	824	4,8%	148	18,0%	501.748.024	6,8%	77.615.204	15,5%	382.179.211	6,9%	59.547.740	15,6%												
	Energy	1.094	6,4%	233	21,3%	532.837.354	7,3%	80.496.560	15,1%	396.525.382	7,1%	60.095.917	15,2%												
	Environment (including Climate Change)	1.926	11,3%	430	22,3%	661.681.424	9,0%	120.065.972	18,1%	496.471.824	8,9%	92.339.978	18,6%												
	Transport (including Aeronautics)	1.072	6,3%	232	21,6%	508.503.409	6,9%	93.309.024	18,3%	394.752.697	7,1%	72.888.851	18,5%												
	Socio-economic sciences and Humanities	752	4,4%	309	41,1%	157.990.327	2,2%	66.735.762	42,2%	125.891.031	2,3%	53.426.997	42,4%												
	Space	220	1,3%	33	15,0%	137.914.249	1,9%	13.342.351	9,7%	97.501.342	1,7%	9.579.628	9,8%												
	Security	629	3,7%	125	19,9%	277.878.978	3,8%	41.129.432	14,8%	213.142.363	3,8%	31.370.328	14,7%												
General Activities																									
IDEAS	European Research Council ¹																								
PEOPLE	Marie-Curie Actions ⁴	1.132	6,6%	131	11,6%	2.772.852	0,0%	221.244	8,0%	2.306.957	0,0%	208.652	9,0%												
CAPACITIES	Research Infrastructures	672	3,9%	110	16,4%	361.185.363	4,9%	45.273.717	12,5%	270.771.405	4,9%	35.499.278	13,1%												
	Research for the benefit of SMEs	912	5,3%	190	20,8%	37.383.085	0,5%	8.430.986	22,6%	29.526.080	0,5%	7.167.681	24,3%												
	Regions of Knowledge	110	0,6%	44	40,0%	11.542.066	0,2%	5.431.695	47,1%	10.840.446	0,2%	5.407.148	49,9%												
	Research Potential	230	1,3%	63	27,4%	116.378.321	1,6%	30.262.125	26,0%	107.589.802	1,9%	30.078.135	28,0%												
	Science in Society	220	1,3%	79	35,9%	22.535.295	0,3%	7.149.397	31,7%	18.996.514	0,3%	6.391.398	33,6%												
	Coherent development of research policies																								
	Activities of International Cooperation	248	1,5%	63	25,4%	29.876.587	0,4%	6.964.016	23,3%	28.661.246	0,5%	6.309.836	22,0%												
Euratom	Fusion Energy																								
	Nuclear Fission and Radiation Protection	217	1,3%	23	10,6%	158.750.310	2,2%	10.443.585	6,6%	96.321.780	1,7%	6.887.308	7,2%												
	Undefined																								
Total		17.071	100,0%	3.454	20,2%	7.345.245.027	100,0%	1.163.305.618	15,8%	5.573.091.266	100,0%	907.005.183	16,3%												

All countries (ERC Scope, no General Activities (Annex IV))													FP7 Eligible Proposals : Participation by Priority Area & Organisation Activity Type												
Priority Area		Other (OTH)																							
		Applicants in selection		of which SMEs		SME		Project cost for the applicants in selection		of which SMEs		SME		Requested EC financial contribution to applicants in selection		of which SMEs		SME							
		No.	%	No.	%	Euros	%	Euros	%	Euros	%	Euros	%	Euros	%	Euros	%								
COOPERATION	Health	1.156	16,1%	627	54,2%	532.984.630	23,8%	291.632.514	54,7%	403.273.305	24,3%	225.890.730	56,0%												
	Food, Agriculture, and Biotechnology	386	5,4%	211	54,7%	111.521.942	5,0%	58.320.031	52,3%	82.888.568	5,0%	44.885.041	54,2%												
	Information and Communication Technologies	956	13,3%	502	52,5%	397.761.791	17,7%	183.861.212	46,2%	275.938.391	16,6%	137.063.173	49,7%												
	Nanosciences, Nanotechnologies, Materials and new Production Technologies	233	3,2%	122	52,4%	109.985.576	4,9%	53.337.009	48,5%	76.039.529	4,6%	40.696.478	53,5%												
	Energy	467	6,5%	265	56,7%	165.210.284	7,4%	90.467.066	54,8%	117.681.965	7,1%	65.911.281	56,0%												
	Environment (including Climate Change)	627	8,7%	293	46,7%	168.368.372	7,5%	79.108.990	47,0%	126.339.913	7,6%	61.903.486	49,0%												
	Transport (including Aeronautics)	567	7,9%	310	54,7%	201.696.906	9,0%	98.209.471	48,7%	148.092.352	8,9%	76.956.017	52,0%												
	Socio-economic sciences and Humanities	295	4,1%	148	50,2%	46.554.729	2,1%	26.118.600	56,1%	36.696.879	2,2%	20.867.533	56,9%												
	Space	61	0,9%	26	42,6%	23.485.268	1,0%	9.205.681	39,2%	15.571.326	0,9%	6.999.617	45,0%												
	Security	225	3,1%	127	56,4%	83.917.060	3,7%	48.441.126	57,7%	61.339.433	3,7%	36.993.328	60,3%												
General Activities																									
IDEAS	European Research Council ¹																								
PEOPLE	Marie-Curie Actions ⁴	410	5,7%	141	34,4%	1.585.826	0,1%	666.128	42,0%	1.351.929	0,1%	559.645	41,4%												
CAPACITIES	Research Infrastructures	114	1,6%	48	42,1%	36.192.824	1,6%	14.616.784	40,4%	32.126.954	1,9%	13.160.590	41,0%												
	Research for the benefit of SMEs	999	13,9%	662	66,3%	251.375.398	11,2%	187.208.488	74,5%	191.038.621	11,5%	142.096.967	74,4%												
	Regions of Knowledge	168	2,3%	92	54,8%	14.884.283	0,7%	8.723.573	58,6%	13.826.615	0,8%	8.069.114	58,4%												
	Research Potential	56	0,8%	25	44,6%	30.918.738	1,4%	8.093.249	26,2%	25.594.796	1,5%	7.967.736	31,1%												
	Science in Society	242	3,4%	112	46,3%	19.562.905	0,9%	9.936.423	50,8%	17.864.187	1,1%	9.077.084	50,8%												
	Coherent development of research policies																								
	Activities of International Cooperation	129	1,8%	71	55,0%	14.848.875	0,7%	7.055.084	47,5%	14.460.290	0,9%	6.837.584	47,3%												
Euratom	Fusion Energy																								
	Nuclear Fission and Radiation Protection	80	1,1%	17	21,3%	30.136.125	1,3%	4.379.556	14,5%	19.084.856	1,2%	3.001.028	15,7%												
	Undefined																								
Total		7.171	100,0%	3.799	53,0%	2.240.991.532	100,0%	1.179.380.985	52,6%	1.659.209.909	100,0%	908.936.432	54,8%												

All countries (ERC Scope, no General Activities (Annex IV)) - FP7 Eligible Proposals : Participation by Priority Area Organisation Activity Type

All countries (ERC Scope, no General Activities (Annex IV))		FP7 Eligible Proposals : Participation by Priority Area & Organisation Activity Type																	
Priority Area		Not Applicable (NA)																	
		Applicants in selection		of which SMEs		SME		Project cost for the applicants in selection		of which SMEs		SME		Requested EC financial contribution to applicants in selection		of which SMEs		SME	
		No.	%	No.	%	Euros	%	Euros	%	Euros	%	Euros	%	Euros	%	Euros	%		
COOPERATION	Health																		
	Food, Agriculture, and Biotechnology																		
	Information and Communication Technologies																		
	Nanosciences, Nanotechnologies, Materials and new Production Technologies																		
	Energy																		
	Environment (including Climate Change)																		
	Transport (including Aeronautics)																		
	Socio-economic sciences and Humanities																		
	Space																		
	Security																		
General Activities																			
IDEAS	European Research Council ¹	11.157	100.0%					10.126.018.071	100.0%					9.916.801.347	100.0%				
PEOPLE	Marie-Curie Actions ²																		
CAPACITIES	Research Infrastructures																		
	Research for the benefit of SMEs																		
	Regions of Knowledge																		
	Research Potential																		
	Science in Society																		
	Coherent development of research policies																		
Euratom	Activities of International Cooperation																		
	Fusion Energy																		
	Nuclear Fission and Radiation Protection																		
	Undefined																		
Total		11.157	100.0%					10.126.018.071	100.0%					9.916.801.347	100.0%				

Reference date 25/02/2008 Report was created for 54 calls

Figures on the basis of proposals submitted in response i) to FP7 calls involving a single-stage proposal submission and evaluation procedure and ii) to the second stage of FP7 calls involving a two-stage proposal submission and evaluation procedure

¹ Applicants refer to hosting organisations/institutions.

² Applicants refer to hosting organisations/institutions. Data on project cost and requested EC financial contribution are usually not available for Marie-Curie actions.

All countries (ERC Scope, no General Activities (Annex IV)) - FP7 Retained Proposals : Participation by Priority Area Organisation Activity Type

All countries (ERC Scope, no General Activities (Annex IV))		FP7 Retained Proposals : Participation by Priority Area & Organisation Activity Type																	
Priority Area		All Activity Types																	
		Applicants in selection		of which SMEs		SME		Project cost for the applicants in the selection		of which SMEs		SME		Requested EC financial contribution to applicants in selection		of which SMEs		SME	
		No.	%	No.	%	Euros	%	Euros	%	Euros	%	Euros	%	Euros	%	Euros	%		
COOPERATION	Health	3.250	16,7%	654	20,1%	1.674.939.935	21,1%	273.546.970	16,3%	1.248.125.189	21,8%	208.021.708	16,7%						
	Food, Agriculture, and Biotechnology	858	4,4%	173	20,2%	263.840.739	3,3%	40.586.950	15,4%	196.163.448	3,4%	31.133.169	15,9%						
	Information and Communication Technologies	3.121	16,0%	725	23,2%	1.884.692.636	23,7%	352.512.686	18,7%	1.293.739.084	22,6%	265.313.063	20,5%						
	Nanosciences, Nanotechnologies, Materials and new Production Technologies	1.664	8,5%	573	34,4%	834.228.233	10,5%	234.730.365	28,1%	594.794.760	10,4%	176.184.380	29,6%						
	Energy	816	4,2%	251	30,8%	390.516.181	4,9%	101.770.054	26,1%	250.665.260	4,4%	63.557.116	25,4%						
	Environment (including Climate Change)	975	5,0%	221	22,7%	274.506.600	3,5%	48.988.561	17,8%	208.437.183	3,6%	37.919.407	18,2%						
	Transport (including Aeronautics)	1.820	9,3%	526	28,9%	906.426.372	11,4%	203.038.032	22,4%	598.781.063	10,5%	150.785.789	25,2%						
	Socio-economic sciences and Humanities	543	2,8%	108	19,9%	107.578.749	1,4%	16.193.997	15,1%	85.047.673	1,5%	12.737.375	15,0%						
	Space	429	2,2%	105	24,5%	245.618.764	3,1%	40.724.821	16,6%	161.478.669	2,8%	29.037.576	18,0%						
	Security	520	2,7%	141	27,1%	233.284.535	2,9%	51.650.031	22,1%	161.078.630	2,8%	38.595.022	24,0%						
General Activities																			
IDEAS	European Research Council ¹	214	1,1%			286.390.564	3,6%			278.817.373	4,9%								
PEOPLE	Marie-Curie Actions ²	2.075	10,6%	249	12,0%	7.116.650	0,1%	997.170	14,0%	5.768.810	0,1%	879.876	15,3%						
CAPACITIES	Research Infrastructures	999	5,1%	172	17,2%	393.338.405	4,9%	46.333.583	11,8%	304.267.847	5,3%	36.063.102	11,9%						
	Research for the benefit of SMEs	1.209	6,2%	799	66,1%	222.488.907	2,8%	190.618.846	85,7%	169.085.682	3,0%	143.729.915	85,0%						
	Regions of Knowledge	172	0,9%	68	39,5%	11.984.235	0,2%	5.041.246	42,1%	10.995.211	0,2%	4.816.358	43,8%						
	Research Potential	104	0,5%	20	19,2%	36.791.139	0,5%	9.157.120	24,9%	33.859.756	0,6%	9.038.560	26,7%						
	Science in Society	321	1,6%	83	25,9%	24.912.352	0,3%	6.718.261	27,0%	22.440.401	0,4%	6.392.746	28,5%						
	Coherent development of research policies																		
Activities of International Cooperation	223	1,1%	47	21,1%	27.095.996	0,3%	4.697.688	17,3%	24.913.326	0,4%	4.158.130	16,7%							
Euratom	Fusion Energy																		
	Nuclear Fission and Radiation Protection	206	1,1%	28	13,6%	122.810.905	1,5%	8.019.616	6,5%	71.719.947	1,3%	5.450.453	7,6%						
	Undefined																		
Total		19.519	100,0%	4.943	25,3%	7.948.561.897	100,0%	1.635.325.997	20,6%	5.720.179.312	100,0%	1.223.813.745	21,4%						

All countries (ERC Scope, no General Activities (Annex IV))		FP7 Retained Proposals : Participation by Priority Area & Organisation Activity Type																	
Priority Area		Higher or secondary education (HES)																	
		Applicants in selection		of which SMEs		SME		Project cost for the applicants in the selection		of which SMEs		SME		Requested EC financial contribution to applicants in selection		of which SMEs		SME	
		No.	%	No.	%	Euros	%	Euros	%	Euros	%	Euros	%	Euros	%	Euros	%		
COOPERATION	Health	1.780	24,3%	120	6,7%	969.656.654	36,9%	40.564.824	4,2%	727.524.457	36,5%	30.583.104	4,2%						
	Food, Agriculture, and Biotechnology	345	4,7%	22	6,4%	117.360.609	4,5%	4.597.337	3,9%	89.178.421	4,5%	3.692.690	4,1%						
	Information and Communication Technologies	1.186	16,2%	54	4,6%	645.463.514	24,6%	29.132.138	4,5%	481.751.387	24,1%	21.322.449	4,4%						
	Nanosciences, Nanotechnologies, Materials and new Production Technologies	494	6,7%	22	4,5%	268.198.605	10,2%	9.225.435	3,4%	205.678.804	10,3%	7.051.713	3,4%						
	Energy	202	2,8%	16	7,9%	76.125.503	2,9%	4.713.163	6,2%	57.514.706	2,9%	3.644.567	6,3%						
	Environment (including Climate Change)	352	4,8%	29	8,2%	105.617.101	4,0%	5.702.075	5,4%	81.223.269	4,1%	4.320.867	5,3%						
	Transport (including Aeronautics)	411	5,6%	32	7,8%	128.580.064	4,9%	8.555.369	6,7%	97.962.682	4,9%	6.415.798	6,5%						
	Socio-economic sciences and Humanities	341	4,7%	36	10,6%	76.499.642	2,9%	5.807.736	7,6%	59.878.543	3,0%	4.570.002	7,6%						
	Space	88	1,2%	6	6,8%	27.276.216	1,0%	1.501.684	5,5%	19.661.399	1,0%	1.071.362	5,4%						
	Security	103	1,4%	11	10,7%	43.147.451	1,6%	2.538.013	5,9%	32.999.871	1,7%	1.704.258	5,2%						
General Activities																			
IDEAS	European Research Council ¹																		
PEOPLE	Marie-Curie Actions ²	1.266	17,3%	57	4,5%	2.540.342	0,1%	175.653	6,9%	2.096.999	0,1%	151.690	7,2%						
CAPACITIES	Research Infrastructures	350	4,8%	21	6,0%	108.691.908	4,1%	3.729.266	3,4%	88.473.543	4,4%	3.119.227	3,5%						
	Research for the benefit of SMEs	115	1,6%	2	1,7%	1.943.003	0,1%	20.700	1,1%	1.891.765	0,1%	20.700	1,1%						
	Regions of Knowledge	25	0,3%	2	8,0%	1.232.158	0,0%	88.284	7,2%	1.040.883	0,1%	82.784	8,0%						
	Research Potential	41	0,6%	5	12,2%	19.141.622	0,7%	2.489.468	13,0%	18.532.389	0,9%	2.370.908	12,8%						
	Science in Society	138	1,9%	15	10,9%	13.010.398	0,5%	1.303.963	10,0%	11.146.153	0,6%	1.166.592	10,5%						
	Coherent development of research policies																		
Activities of International Cooperation	29	0,4%	5	17,2%	3.469.941	0,1%	179.057	5,2%	2.911.537	0,1%	179.057	6,1%							
Euratom	Fusion Energy																		
	Nuclear Fission and Radiation Protection	62	0,8%	1	1,6%	20.637.127	0,8%	75.336	0,4%	15.444.175	0,8%	57.552	0,4%						
	Undefined																		
Total		7.328	100,0%	456	6,2%	2.628.591.858	100,0%	120.399.501	4,6%	1.994.910.983	100,0%	91.525.320	4,6%						

All countries (ERC Scope, no General Activities (Annex IV)) - FP7 Retained Proposals : Participation by Priority Area Organisation Activity Type

All countries (ERC Scope, no General Activities (Annex IV))			FP7 Retained Proposals : Participation by Priority Area & Organisation Activity Type																	
Priority Area			Private for profit (excl. education) (PRC)																	
			Applicants in selection		of which SMEs		SME		Project cost for the applicants in the selection		of which SMEs		SME		Requested EC financial contribution to applicants in selection		of which SMEs		SME	
			No.	%	No.	%	Euros	%	Euros	%	Euros	%	Euros	%	Euros	%	Euros	%	Euros	%
COOPERATION	Health	363	7,4%	290	79,9%	186.149.748	7,8%	139.006.554	74,7%	130.966.027	8,7%	105.122.050	80,3%							
	Food, Agriculture, and Biotechnology	127	2,6%	80	63,0%	30.778.746	1,3%	18.323.540	59,5%	20.568.315	1,4%	14.031.025	68,2%							
	Information and Communication Technologies	1.103	22,5%	470	42,6%	785.861.866	32,7%	235.477.499	30,0%	475.600.581	31,7%	177.570.499	37,3%							
	Nanosciences, Nanotechnologies, Materials and new Production Technologies	690	14,1%	424	61,4%	297.078.558	12,4%	163.233.300	54,9%	194.886.370	13,0%	121.095.243	62,1%							
	Energy	320	6,5%	159	49,7%	200.861.871	8,4%	79.336.473	39,5%	108.331.667	7,2%	45.968.516	42,4%							
	Environment (including Climate Change)	109	2,2%	76	69,7%	27.515.515	1,1%	17.194.741	62,5%	18.776.538	1,2%	13.219.775	70,4%							
	Transport (including Aeronautics)	799	16,3%	318	39,8%	488.414.586	20,4%	133.579.829	27,3%	291.431.153	19,4%	96.128.533	33,0%							
	Socio-economic sciences and Humanities	12	0,2%	9	75,0%	1.087.745	0,0%	856.517	78,7%	762.444	0,1%	608.527	79,8%							
	Space	116	2,4%	63	54,3%	76.166.679	3,2%	25.370.024	33,3%	46.043.892	3,1%	18.295.560	39,7%							
	Security	190	3,9%	83	43,7%	123.215.872	5,1%	40.390.335	32,8%	76.678.250	5,1%	30.060.087	39,2%							
General Activities																				
IDEAS	European Research Council ¹																			
PEOPLE	Marie-Curie Actions ⁴	200	4,1%	106	53,0%	120.862	0,0%	120.862	100,0%	115.211	0,0%	115.211	100,0%							
CAPACITIES	Research Infrastructures	66	1,3%	36	54,5%	15.923.901	0,7%	8.589.658	53,9%	13.166.818	0,9%	7.272.320	55,2%							
	Research for the benefit of SMEs	703	14,4%	630	89,6%	152.871.269	6,4%	147.609.064	96,6%	114.361.310	7,6%	110.519.374	96,6%							
	Regions of Knowledge	43	0,9%	37	86,0%	2.893.419	0,1%	2.484.417	85,9%	2.793.436	0,2%	2.384.434	85,4%							
	Research Potential	1	0,0%			196.614	0,0%			196.614	0,0%									
	Science in Society	18	0,4%	14	77,8%	1.198.575	0,0%	942.760	78,7%	1.182.935	0,1%	927.120	78,4%							
	Coherent development of research policies																			
	Activities of International Cooperation	7	0,1%	4	57,1%	610.731	0,0%	455.902	74,6%	539.137	0,0%	384.308	71,3%							
Euratom	Fusion Energy																			
	Nuclear Fission and Radiation Protection	26	0,5%	13	50,0%	9.094.272	0,4%	3.777.510	41,5%	5.835.136	0,4%	2.913.215	49,9%							
	Undefined																			
Total		4.893	100,0%	2.812	57,5%	2.400.040.829	100,0%	1.016.748.985	42,4%	1.502.235.834	100,0%	746.615.797	49,7%							

All countries (ERC Scope, no General Activities (Annex IV))			FP7 Retained Proposals : Participation by Priority Area & Organisation Activity Type																	
Priority Area			Public body (excl. research and education) (PUB)																	
			Applicants in selection		of which SMEs		SME		Project cost for the applicants in the selection		of which SMEs		SME		Requested EC financial contribution to applicants in selection		of which SMEs		SME	
			No.	%	No.	%	Euros	%	Euros	%	Euros	%	Euros	%	Euros	%	Euros	%	Euros	%
COOPERATION	Health	137	11,8%	34	24,8%	40.324.605	12,9%	14.065.212	34,9%	30.381.268	14,2%	10.313.670	33,9%							
	Food, Agriculture, and Biotechnology	52	4,5%	6	11,5%	4.475.661	1,4%	751.402	16,8%	4.133.480	1,9%	586.515	14,2%							
	Information and Communication Technologies	124	10,7%	29	23,4%	39.688.089	12,7%	9.191.741	23,2%	27.476.574	12,8%	6.580.101	23,9%							
	Nanosciences, Nanotechnologies, Materials and new Production Technologies	58	5,0%	9	15,5%	23.515.307	7,5%	4.821.718	20,5%	12.015.330	5,6%	3.712.347	30,9%							
	Energy	43	3,7%	9	20,9%	10.186.182	3,3%	3.126.009	30,7%	7.549.170	3,5%	2.673.423	35,4%							
	Environment (including Climate Change)	84	7,2%	15	17,9%	11.307.868	3,6%	1.841.647	16,3%	10.325.872	4,8%	1.787.371	17,3%							
	Transport (including Aeronautics)	142	12,3%	26	18,3%	98.187.613	31,5%	12.801.409	13,0%	61.419.518	28,7%	8.594.608	14,0%							
	Socio-economic sciences and Humanities	21	1,8%	6	28,6%	1.966.493	0,6%	953.274	48,5%	1.640.711	0,8%	793.510	48,4%							
	Space	60	5,2%	4	6,7%	31.866.443	10,2%	3.040.946	9,5%	20.883.919	9,8%	2.364.937	11,3%							
	Security	76	6,6%	12	15,8%	12.707.505	4,1%	751.160	5,9%	9.117.161	4,3%	693.480	7,6%							
General Activities																				
IDEAS	European Research Council ¹																			
PEOPLE	Marie-Curie Actions ⁴	58	5,0%	10	17,2%	2.062.904	0,7%	382.322	18,5%	1.644.724	0,8%	342.817	20,8%							
CAPACITIES	Research Infrastructures	112	9,7%	29	25,9%	17.072.734	5,5%	4.739.548	27,8%	12.837.194	6,0%	3.358.257	26,2%							
	Research for the benefit of SMEs	5	0,4%	5	100,0%	880.447	0,3%	880.447	100,0%	696.188	0,3%	696.188	100,0%							
	Regions of Knowledge	45	3,9%	8	17,8%	2.761.670	0,9%	405.073	14,7%	2.313.418	1,1%	353.839	15,3%							
	Research Potential	13	1,1%	1	7,7%	1.362.159	0,4%	1.154.240	84,7%	1.362.159	0,6%	1.154.240	84,7%							
	Science in Society	45	3,9%	6	13,3%	1.969.698	0,6%	507.083	25,7%	1.865.831	0,9%	501.312	26,9%							
	Coherent development of research policies																			
	Activities of International Cooperation	72	6,2%	9	12,5%	7.068.327	2,3%	346.756	4,9%	5.983.670	2,8%	346.756	5,8%							
Euratom	Fusion Energy																			
	Nuclear Fission and Radiation Protection	12	1,0%	2	16,7%	4.199.570	1,3%	487.348	11,6%	2.186.887	1,0%	438.808	20,1%							
	Undefined																			
Total		1.159	100,0%	220	19,0%	311.603.275	100,0%	60.247.335	19,3%	213.833.074	100,0%	45.292.179	21,2%							

All countries (ERC Scope, no General Activities (Annex IV)) - FP7 Retained Proposals : Participation by Priority Area Organisation Activity Type

All countries (ERC Scope, no General Activities (Annex IV))		FP7 Retained Proposals : Participation by Priority Area & Organisation Activity Type																	
Priority Area		Research organisations (REC)										Requested EC financial contribution to applicants in selection		of which SMEs		SME			
		Applicants in selection		of which SMEs		SME		Project cost for the applicants in the selection		of which SMEs								SME	
		No.	%	No.	%	Euros	%	Euros	%	Euros	%							Euros	%
COOPERATION	Health	732	16,5%	98	13,4%	379.200.180	20,3%	34.257.198	9,0%	285.450.871	20,4%	27.125.120	9,5%						
	Food, Agriculture, and Biotechnology	273	6,1%	35	12,8%	99.275.923	5,3%	11.204.130	11,3%	73.119.622	5,2%	8.369.366	11,4%						
	Information and Communication Technologies	544	12,2%	92	16,9%	337.253.523	18,1%	51.259.225	15,2%	258.449.480	18,5%	39.215.383	15,2%						
	Nanosciences, Nanotechnologies, Materials and new Production Technologies	321	7,2%	62	19,3%	194.608.255	10,4%	30.788.674	15,8%	147.017.432	10,5%	23.583.930	16,0%						
	Energy	188	4,2%	39	20,7%	89.080.193	4,8%	10.237.635	11,5%	66.326.362	4,7%	7.849.215	11,8%						
	Environment (including Climate Change)	360	8,1%	77	21,4%	115.686.632	6,2%	19.447.785	16,8%	87.034.336	6,2%	14.938.085	17,2%						
	Transport (including Aeronautics)	297	6,7%	63	21,2%	131.696.352	7,1%	27.121.988	20,6%	103.549.789	7,4%	21.940.216	21,2%						
	Socio-economic sciences and Humanities	138	3,1%	43	31,2%	24.388.213	1,3%	6.949.175	28,5%	19.864.933	1,4%	5.470.118	27,5%						
	Space	132	3,0%	19	14,4%	97.304.637	5,2%	6.746.143	6,9%	66.733.918	4,8%	4.482.617	6,7%						
	Security	112	2,5%	13	11,6%	42.270.181	2,3%	2.253.549	5,3%	33.570.633	2,4%	1.846.523	5,5%						
	General Activities																		
IDEAS	European Research Council ¹																		
PEOPLE	Marie-Curie Actions ^c	432	9,7%	45	10,4%	1.791.980	0,1%	145.902	8,1%	1.462.391	0,1%	133.310	9,1%						
CAPACITIES	Research Infrastructures	412	9,3%	64	15,5%	236.227.687	12,7%	24.561.401	10,4%	175.415.301	12,5%	17.959.684	10,2%						
	Research for the benefit of SMEs	186	4,2%	36	19,4%	5.847.647	0,3%	1.242.964	21,3%	5.129.048	0,4%	1.112.583	21,7%						
	Regions of Knowledge	30	0,7%	8	26,7%	2.918.904	0,2%	940.970	32,2%	2.766.807	0,2%	917.774	33,2%						
	Research Potential	41	0,9%	12	29,3%	13.105.983	0,7%	5.179.767	39,5%	13.060.333	0,9%	5.179.767	39,7%						
	Science in Society	69	1,6%	29	42,0%	5.166.109	0,3%	2.065.521	40,0%	4.843.449	0,3%	1.942.510	40,1%						
		Coherent development of research policies																	
	Activities of International Cooperation	99	2,2%	24	24,2%	14.634.853	0,8%	3.162.175	21,6%	14.166.838	1,0%	2.694.211	19,0%						
Euratom	Fusion Energy																		
	Nuclear Fission and Radiation Protection	83	1,9%	7	8,4%	73.922.582	4,0%	3.132.520	4,2%	40.059.379	2,9%	1.586.377	4,0%						
	Undefined																		
Total		4.449	100,0%	766	17,2%	1.864.379.834	100,0%	240.696.722	12,9%	1.398.020.922	100,0%	186.346.789	13,3%						

All countries (ERC Scope, no General Activities (Annex IV))		FP7 Retained Proposals : Participation by Priority Area & Organisation Activity Type																	
Priority Area		Other (OTH)										Requested EC financial contribution to applicants in selection		of which SMEs		SME			
		Applicants in selection		of which SMEs		SME		Project cost for the applicants in the selection		of which SMEs								SME	
		No.	%	No.	%	Euros	%	Euros	%	Euros	%							Euros	%
COOPERATION	Health	238	16,1%	112	47,1%	99.608.748	21,8%	45.653.182	45,8%	73.802.566	22,2%	34.877.764	47,3%						
	Food, Agriculture, and Biotechnology	61	4,1%	30		11.949.800	2,6%	5.710.541		9.163.610	2,8%	4.453.573	48,6%						
	Information and Communication Technologies	164	11,1%	80		76.425.644	16,7%	27.452.083		50.461.062	15,2%	20.624.631	40,9%						
	Nanosciences, Nanotechnologies, Materials and new Production Technologies	101	6,8%	56		50.827.508	11,1%	26.661.238		35.196.824	10,6%	20.741.147	58,9%						
	Energy	63	4,3%	28		14.262.432	3,1%	4.356.774		10.943.355	3,3%	3.421.395	31,3%						
	Environment (including Climate Change)	70	4,7%	24		14.379.484	3,1%	4.802.313		11.077.168	3,3%	3.653.309	33,0%						
	Transport (including Aeronautics)	171	11,6%	87		59.547.757	13,0%	20.979.437		44.417.921	13,4%	17.706.634	39,9%						
	Socio-economic sciences and Humanities	31	2,1%	14		3.636.656	0,8%	1.627.295		2.901.042	0,9%	1.295.218	44,6%						
	Space	33	2,2%	13		13.004.789	2,8%	4.066.024		8.155.541	2,5%	2.823.100	34,6%						
	Security	39	2,6%	22		11.943.526	2,6%	5.716.974		8.712.715	2,6%	4.290.674	49,2%						
	General Activities																		
IDEAS	European Research Council ¹																		
PEOPLE	Marie-Curie Actions ^c	119	8,1%	31		600.562	0,1%	172.431		449.485	0,1%	136.848	30,4%						
CAPACITIES	Research Infrastructures	59	4,0%	22		15.422.175	3,4%	4.713.710		14.374.991	4,3%	4.353.614	30,3%						
	Research for the benefit of SMEs	200	13,6%	126		60.946.541	13,3%	40.865.671		47.007.371	14,1%	31.381.070	66,8%						
	Regions of Knowledge	29	2,0%	13		2.178.084	0,5%	1.122.502		2.080.667	0,6%	1.077.527	51,8%						
	Research Potential	8	0,5%	2		2.984.761	0,7%	333.645		708.261	0,2%	333.645	47,1%						
	Science in Society	51	3,5%	19		3.567.572	0,8%	1.898.934		3.402.033	1,0%	1.855.212	54,5%						
		Coherent development of research policies																	
	Activities of International Cooperation	16	1,1%	5		1.312.144	0,3%	553.798		1.312.144	0,4%	553.798	42,2%						
Euratom	Fusion Energy																		
	Nuclear Fission and Radiation Protection	23	1,6%	5		14.957.354	3,3%	546.902		8.194.370	2,5%	454.501	5,5%						
	Undefined																		
Total		1.476	100,0%	689	46,7%	457.555.537	100,0%	197.233.454	43,1%	332.361.126	100,0%	154.033.660	46,3%						

All countries (ERC Scope, no General Activities (Annex IV)) - FP7 Retained Proposals : Participation by Priority Area Organisation Activity Type

All countries (ERC Scope, no General Activities (Annex IV))		FP7 Retained Proposals : Participation by Priority Area & Organisation Activity Type																	
Priority Area		Not Applicable (NA)																	
		Applicants in selection		of which SMEs		SME		Project cost for the applicants in the selection		of which SMEs		SME		Requested EC financial contribution to applicants in selection		of which SMEs		SME	
		No.	%	No.	%	Euros	%	Euros	%	Euros	%	Euros	%	Euros	%	Euros	%		
COOPERATION	Health																		
	Food, Agriculture, and Biotechnology																		
	Information and Communication Technologies																		
	Nanosciences, Nanotechnologies, Materials and new Production Technologies																		
	Energy																		
	Environment (including Climate Change)																		
	Transport (including Aeronautics)																		
	Socio-economic sciences and Humanities																		
	Space																		
	Security																		
General Activities																			
IDEAS	European Research Council ¹	214	100,0%			286.390.564	100,0%			278.817.373	100,0%								
PEOPLE	Marie-Curie Actions ²																		
CAPACITIES	Research Infrastructures																		
	Research for the benefit of SMEs																		
	Regions of Knowledge																		
	Research Potential																		
	Science in Society																		
	Coherent development of research policies																		
Activities of International Cooperation																			
Euratom	Fusion Energy																		
	Nuclear Fission and Radiation Protection																		
	Undefined																		
Total		214	100,0%			286.390.564	100,0%			278.817.373	100,0%								

Reference date 25/02/2008 Report was created for 54 calls

Figures on the basis of proposals submitted in response i) to FP7 calls involving a single-stage proposal submission and evaluation procedure and ii) to the second stage of FP7 calls involving a two-stage proposal submission and evaluation procedure

¹ Applicants refer to hosting organisations/institutions.

² Applicants refer to hosting organisations/institutions. Data on project cost and requested EC financial contribution are usually not available for Marie-Curie actions.

All countries (ERC Scope, no General Activities (Annex IV)) - FP7 Success Rates by Priority Area and Funding Scheme

All countries (ERC Scope, no General Activities (Annex IV))		FP7 Success Rates by Priority Area and Funding Scheme								
Priority Area		All Funding Schemes								
		Proposals with at least one applicant in selection			Applicants in selection			Requested EC financial contribution to applicants in selection		
		Eligible Proposals	Retained Proposals	Success Rates	Eligible Proposals	Retained Proposals	Success Rates	Eligible Proposals	Retained Proposals	Success Rates
		No.	No.	%	No.	No.	%	No.	No.	%
COOPERATION	Health	1.759	320	18,2%	15.947	3.250	20,4%	6.736.721.284	1.248.125.189	18,5%
	Food, Agriculture, and Biotechnology	399	66	16,5%	4.094	858	21,0%	1.106.957.735	196.163.448	17,7%
	Information and Communication Technologies	1.823	318	17,4%	17.290	3.121	18,1%	6.811.139.835	1.293.739.084	19,0%
	Nanosciences, Nanotechnologies, Materials and new Production Technologies	334	120	35,9%	4.116	1.664	40,4%	1.475.633.405	594.794.760	40,3%
	Energy	551	71	12,9%	5.259	816	15,5%	1.665.443.357	250.665.260	15,1%
	Environment (including Climate Change)	594	74	12,5%	6.962	975	14,0%	1.648.705.508	208.437.183	12,6%
	Transport (including Aeronautics)	535	129	24,1%	6.497	1.820	28,0%	2.011.227.267	598.781.063	29,8%
	Socio-economic sciences and Humanities	488	65	13,3%	3.742	543	14,5%	607.358.321	85.047.673	14,0%
	Space	65	18	27,7%	808	429	53,1%	277.104.730	161.478.669	58,3%
	Security	325	44	13,5%	3.269	520	15,9%	1.044.559.362	161.078.630	15,4%
	General Activities									
IDEAS	European Research Council ¹	8.787	201	2,3%	11.157	214	1,9%	9.916.801.347	278.817.373	2,8%
PEOPLE	Marie-Curie Actions ²	3.404	1.102	32,4%	6.063	2.075	34,2%	9.525.520	5.768.810	60,6%
CAPACITIES	Research Infrastructures	154	70	45,5%	1.839	999	54,3%	574.892.703	304.267.847	52,9%
	Research for the benefit of SMEs	687	128	18,6%	6.188	1.209	19,5%	803.890.614	169.085.682	21,0%
	Regions of Knowledge	95	17	17,9%	882	172	19,5%	68.168.257	10.995.211	16,1%
	Research Potential	341	41	12,0%	804	104	12,9%	322.914.396	33.859.756	10,5%
	Science in Society	173	31	17,9%	1.289	321	24,9%	102.067.287	22.440.401	22,0%
	Coherent development of research policies									
	Activities of International Cooperation	107	20	18,7%	871	223	25,6%	90.833.824	24.913.326	27,4%
Euratom	Fusion Energy									
	Nuclear Fission and Radiation Protection	54	15	27,8%	583	206	35,3%	193.221.594	71.719.947	37,1%
	Undefined									
Total		20.675	2.850	13,8%	97.660	19.519	20,0%	35.467.166.346	5.720.179.312	16,1%

All countries (ERC Scope, no General Activities (Annex IV))		FP7 Success Rates by Priority Area and Funding Scheme								
Priority Area		CP, CP-CSA - Collaborative Projects (including combination of CP and CSA)								
		Proposals with at least one applicant in selection			Applicants in selection			Requested EC financial contribution to applicants in selection		
		Eligible Proposals	Retained Proposals	Success Rates	Eligible Proposals	Retained Proposals	Success Rates	Eligible Proposals	Retained Proposals	Success Rates
		No.	No.	%	No.	No.	%	No.	No.	%
COOPERATION	Health	1.572	271	17,2%	14.546	2.838	19,5%	6.541.995.907	1.198.523.369	18,3%
	Food, Agriculture, and Biotechnology	340	51	15,0%	3.437	634	18,4%	1.042.394.502	181.313.085	17,4%
	Information and Communication Technologies	1.648	261	15,8%	15.681	2.529	16,1%	6.546.856.992	1.188.443.726	18,2%
	Nanosciences, Nanotechnologies, Materials and new Production Technologies	304	109	35,9%	3.817	1.514	39,7%	1.423.122.281	568.864.796	40,0%
	Energy	466	59	12,7%	4.453	658	14,8%	1.574.799.136	235.512.479	15,0%
	Environment (including Climate Change)	491	53	10,8%	5.817	720	12,4%	1.515.961.682	181.555.543	12,0%
	Transport (including Aeronautics)	407	82	20,1%	5.321	1.383	26,0%	1.855.848.012	540.554.267	29,1%
	Socio-economic sciences and Humanities	438	56	12,8%	3.317	431	13,0%	567.298.037	75.891.303	13,4%
	Space	53	15	28,3%	680	391	57,5%	263.468.626	157.299.600	59,7%
	Security	281	32	11,4%	2.892	382	13,2%	1.009.765.679	149.226.361	14,8%
	General Activities									
IDEAS	European Research Council ¹									
PEOPLE	Marie-Curie Actions ²									
CAPACITIES	Research Infrastructures	130	59	45,4%	1.653	863	52,2%	536.439.732	281.493.482	52,5%
	Research for the benefit of SMEs									
	Regions of Knowledge									
	Research Potential									
	Science in Society	30	6	20,0%	199	46	23,1%	18.850.977	4.298.494	22,8%
	Coherent development of research policies									
	Activities of International Cooperation									
Euratom	Fusion Energy									
	Nuclear Fission and Radiation Protection	39	11	28,2%	491	177	36,0%	178.430.834	65.741.494	36,8%
	Undefined									
Total		6.199	1.065	17,2%	62.304	12.566	20,2%	23.075.232.397	4.828.717.999	20,9%

All countries (ERC Scope, no General Activities (Annex IV))		FP7 Success Rates by Priority Area and Funding Scheme								
Priority Area		NoE - Networks of Excellence								
		Proposals with at least one applicant in selection			Applicants in selection			Requested EC financial contribution to applicants in selection		
		Eligible Proposals	Retained Proposals	Success Rates	Eligible Proposals	Retained Proposals	Success Rates	Eligible Proposals	Retained Proposals	Success Rates
		No.	No.	%	No.	No.	%	No.	No.	%
COOPERATION	Health									
	Food, Agriculture, and Biotechnology	3		0,0%	42		0,0%	16.475.169		0,0%
	Information and Communication Technologies	24	11	45,8%	422	236	55,9%	126.346.409	61.768.880	48,9%
	Nanosciences, Nanotechnologies, Materials and new Production Technologies									
	Energy									
	Environment (including Climate Change)	2		0,0%	62		0,0%	13.997.714		0,0%
	Transport (including Aeronautics)	2		0,0%	36		0,0%	14.868.176		0,0%
	Socio-economic sciences and Humanities									
	Space	1		0,0%	4		0,0%	2.133.825		0,0%
	Security									
General Activities										
IDEAS	European Research Council ¹									
PEOPLE	Marie-Curie Actions ²									
CAPACITIES	Research Infrastructures									
	Research for the benefit of SMEs									
	Regions of Knowledge									
	Research Potential									
	Science in Society									
	Coherent development of research policies									
Activities of International Cooperation										
Euratom	Fusion Energy									
	Nuclear Fission and Radiation Protection									
	Undefined									
Total		32	11	34,4%	566	236	41,7%	173.821.293	61.768.880	35,5%

All countries (ERC Scope, no General Activities (Annex IV))		FP7 Success Rates by Priority Area and Funding Scheme								
Priority Area		CSA - Coordination and Support Action								
		Proposals with at least one applicant in selection			Applicants in selection			Requested EC financial contribution to applicants in selection		
		Eligible Proposals	Retained Proposals	Success Rates	Eligible Proposals	Retained Proposals	Success Rates	Eligible Proposals	Retained Proposals	Success Rates
		No.	No.	%	No.	No.	%	No.	No.	%
COOPERATION	Health	187	49	26,2%	1.401	412	29,4%	194.725.377	49.601.820	25,5%
	Food, Agriculture, and Biotechnology	56	15	26,8%	615	224	36,4%	48.088.064	14.850.363	30,9%
	Information and Communication Technologies	151	46	30,5%	1.187	356	30,0%	137.936.434	43.526.478	31,6%
	Nanosciences, Nanotechnologies, Materials and new Production Technologies	30	11	36,7%	299	150	50,2%	52.511.124	25.929.964	49,4%
	Energy	85	12	14,1%	806	158	19,6%	90.644.221	15.152.781	16,7%
	Environment (including Climate Change)	96	19	19,8%	1.046	241	23,0%	115.195.748	25.215.071	21,9%
	Transport (including Aeronautics)	126	47	37,3%	1.140	437	38,3%	140.511.079	58.226.796	41,4%
	Socio-economic sciences and Humanities	48	8	16,7%	398	97	24,4%	38.111.352	8.158.268	21,4%
	Space	11	3	27,3%	124	38	30,6%	11.502.279	4.179.069	36,3%
	Security	44	12	27,3%	377	138	36,6%	34.793.683	11.852.269	34,1%
General Activities										
IDEAS	European Research Council ¹									
PEOPLE	Marie-Curie Actions ²	78	36	46,2%	346	183	52,9%	9.525.520	5.768.810	60,6%
CAPACITIES	Research Infrastructures	24	11	45,8%	186	136	73,1%	38.452.971	22.774.365	59,2%
	Research for the benefit of SMEs	27	3	11,1%	166	21	12,7%	13.413.454	2.249.511	16,8%
	Regions of Knowledge	95	17	17,9%	882	172	19,5%	68.168.257	10.995.211	16,1%
	Research Potential	341	41	12,0%	804	104	12,9%	322.914.396	33.859.756	10,5%
	Science in Society	143	25	17,5%	1.090	275	25,2%	83.216.310	18.141.907	21,8%
	Coherent development of research policies									
Activities of International Cooperation	107	20	18,7%	871	223	25,6%	90.833.824	24.913.326	27,4%	
Euratom	Fusion Energy									
	Nuclear Fission and Radiation Protection	15	4	26,7%	92	29	31,5%	14.790.760	5.978.453	40,4%
	Undefined									
Total		1.664	379	22,8%	11.830	3.394	28,7%	1.505.334.853	381.374.218	25,3%

All countries (ERC Scope, no General Activities (Annex IV)) - FP7 Success Rates by Priority Area and Funding Scheme

All countries (ERC Scope, no General Activities (Annex IV))		FP7 Success Rates by Priority Area and Funding Scheme								
Priority Area		BSG, MC - Research for the benefit of specific groups/ Support for training and career development of researchers (Marie Curie)								
		Proposals with at least one applicant in selection			Applicants in selection			Requested EC financial contribution to applicants in selection		
		Eligible Proposals	Retained Proposals	Success Rates	Eligible Proposals	Retained Proposals	Success Rates	Eligible Proposals	Retained Proposals	Success Rates
		No.	No.	%	No.	No.	%	No.	No.	%
COOPERATION	Health									
	Food, Agriculture, and Biotechnology									
	Information and Communication Technologies									
	Nanosciences, Nanotechnologies, Materials and new Production Technologies									
	Energy									
	Environment (including Climate Change)	5	2	40,0%	37	14	37,8%	3.550.364	1.666.569	46,9%
	Transport (including Aeronautics)									
	Socio-economic sciences and Humanities	2	1	50,0%	27	15	55,6%	1.948.932	998.102	51,2%
	Space									
IDEAS	Security									
	General Activities									
PEOPLE	European Research Council ¹									
	Marie-Curie Actions ²	3.326	1.066	32,1%	5.717	1.892	33,1%			
CAPACITIES	Research Infrastructures									
	Research for the benefit of SMEs	660	125	18,9%	6.022	1.188	19,7%	790.477.160	166.836.171	21,1%
	Regions of Knowledge									
	Research Potential									
	Science in Society									
	Coherent development of research policies									
Euratom	Activities of International Cooperation									
	Fusion Energy									
	Nuclear Fission and Radiation Protection									
	Undefined									
Total		3.993	1.194	29,9%	11.803	3.109	26,3%	795.976.456	169.500.842	21,3%

All countries (ERC Scope, no General Activities (Annex IV))		FP7 Success Rates by Priority Area and Funding Scheme								
Priority Area		ERC, RSFF, OTH - Support for frontier research (ERC)/ Risk sharing finance facility/ Other								
		Proposals with at least one applicant in selection			Applicants in selection			Requested EC financial contribution to applicants in selection		
		Eligible Proposals	Retained Proposals	Success Rates	Eligible Proposals	Retained Proposals	Success Rates	Eligible Proposals	Retained Proposals	Success Rates
		No.	No.	%	No.	No.	%	No.	No.	%
COOPERATION	Health									
	Food, Agriculture, and Biotechnology									
	Information and Communication Technologies									
	Nanosciences, Nanotechnologies, Materials and new Production Technologies									
	Energy									
	Environment (including Climate Change)									
	Transport (including Aeronautics)									
	Socio-economic sciences and Humanities									
	Space									
IDEAS	Security									
	General Activities									
PEOPLE	European Research Council ¹	8.787	201	2,3%	11.157	214	1,9%	9.916.801.347	278.817.373	2,8%
	Marie-Curie Actions ²									
CAPACITIES	Research Infrastructures									
	Research for the benefit of SMEs									
	Regions of Knowledge									
	Research Potential									
	Science in Society									
	Coherent development of research policies									
Euratom	Activities of International Cooperation									
	Fusion Energy									
	Nuclear Fission and Radiation Protection									
	Undefined									
Total		8.787	201	2,3%	11.157	214	1,9%	9.916.801.347	278.817.373	2,8%

Reference date 25/02/2008 Report was created for 54 calls

Figures on the basis of proposals submitted in response i) to FP7 calls involving a single-stage proposal submission and evaluation procedure and ii) to the second stage of FP7 calls involving a two-stage proposal submission and evaluation procedure

1 Applicants refer to hosting organisations/institutions.

2 Applicants refer to hosting organisations/institutions. Data on project cost and requested EC financial contribution are usually not available for Marie-Curie actions.

All countries (ERC Scope, no General Activities (Annex IV))		FP7 Success Rates by Priority Area and Organisation Activity Type											
		All Activity Types											
		Applicants in selection			Requested EC financial contribution to applicants in the selection			SMEs applicants in the selection			Requested EC financial contribution to SMEs applicants in the selection		
		Eligible Proposals	Retained Proposals	Success Rates	Eligible Proposals	Retained Proposals	Success Rates	Eligible Proposals	Retained Proposals	Success Rates	Eligible Proposals	Retained Proposals	Success Rates
No.	No.	%	No.	No.	%	No.	No.	%	No.	No.	%		
COOPERATION	Health	15.947	3.250	20,4%	6.736.721.284	1.248.125.189	18,5%	3.842	654	17,0%	1.414.549.257	208.021.708	14,7%
	Food, Agriculture, and Biotechnology	4.094	858	21,0%	1.106.957.735	196.163.448	17,7%	1.185	173	14,6%	265.099.585	31.133.169	11,7%
	Information and Communication Technologies	17.290	3.121	18,1%	6.811.139.835	1.293.739.084	19,0%	5.282	725	13,7%	1.828.053.452	265.313.063	14,5%
	Nanosciences, Nanotechnologies, Materials and new Production Technologies	4.116	1.664	40,4%	1.475.633.405	594.794.760	40,3%	1.349	573	42,5%	408.760.493	176.184.380	43,1%
	Energy	5.259	816	15,5%	1.665.443.357	250.665.260	15,1%	1.863	251	13,5%	555.206.425	63.557.116	11,4%
	Environment (including Climate Change)	6.962	975	14,0%	1.648.705.508	208.437.183	12,6%	1.943	221	11,4%	389.857.360	37.919.407	9,7%
	Transport (including Aeronautics)	6.497	1.820	28,0%	2.011.227.267	598.781.063	29,8%	2.110	526	24,9%	594.131.939	150.785.789	25,4%
	Socio-economic sciences and Humanities	3.742	543	14,5%	607.358.321	85.047.673	14,0%	905	108	11,9%	134.778.319	12.737.375	9,5%
	Space	808	429	53,1%	277.104.730	161.478.669	58,3%	205	105	51,2%	56.649.001	29.037.576	51,3%
	Security	3.269	520	15,9%	1.044.559.362	161.078.630	15,4%	1.092	141	12,9%	339.962.854	38.595.022	11,4%
General Activities													
IDEAS	European Research Council ¹	11.157	214	1,9%	9.916.801.347	278.817.373	2,8%						
PEOPLE	Marie-Curie Actions ²	6.063	2.075	34,2%	9.525.520	5.768.810	60,6%	847	249	29,4%	2.040.559	879.876	43,1%
CAPACITIES	Research Infrastructures	1.839	999	54,3%	574.892.703	304.267.847	52,9%	364	172	47,3%	104.668.593	36.063.102	34,5%
	Research for the benefit of SMEs	6.188	1.209	19,5%	803.890.614	169.085.682	21,0%	4.151	799	19,2%	698.035.814	143.729.915	20,6%
	Regions of Knowledge	882	172	19,5%	68.168.257	10.995.211	16,1%	396	68	17,2%	31.745.054	4.816.358	15,2%
	Research Potential	804	104	12,9%	322.914.396	33.859.756	10,5%	210	20	9,5%	79.563.777	9.038.560	11,4%
	Science in Society	1.289	321	24,9%	102.067.287	22.440.401	22,0%	394	83	21,1%	32.058.517	6.392.746	19,9%
	Coherent development of research policies												
	Activities of International Cooperation	871	223	25,6%	90.833.824	24.913.326	27,4%	261	47	18,0%	24.544.522	4.158.130	16,9%
Euratom	Fusion Energy												
	Nuclear Fission and Radiation Protection	583	206	35,3%	193.221.594	71.719.947	37,1%	97	28	28,9%	22.478.001	5.450.453	24,2%
	Undefined												
Total		97.660	19.519	20,0%	35.467.166.346	5.720.179.312	16,1%	26.496	4.943	18,7%	6.982.183.522	1.223.813.745	17,5%

All countries (ERC Scope, no General Activities (Annex IV))		FP7 Success Rates by Priority Area and Organisation Activity Type											
		Higher or secondary education (HES)											
		Applicants in selection			Requested EC financial contribution to applicants in the selection			SMEs applicants in the selection			Requested EC financial contribution to SMEs applicants in the selection		
		Eligible Proposals	Retained Proposals	Success Rates	Eligible Proposals	Retained Proposals	Success Rates	Eligible Proposals	Retained Proposals	Success Rates	Eligible Proposals	Retained Proposals	Success Rates
No.	No.	%	No.	No.	%	No.	No.	%	No.	No.	%		
COOPERATION	Health	9.048	1.780	19,7%	4.043.579.560	727.524.457	18,0%	758	120	15,8%	255.748.108	30.583.104	12,0%
	Food, Agriculture, and Biotechnology	1.764	345	19,6%	527.431.568	89.178.421	16,9%	179	22	12,3%	39.491.139	3.692.690	9,4%
	Information and Communication Technologies	6.363	1.186	18,6%	2.576.190.896	481.751.387	18,7%	414	54	13,0%	147.124.929	21.322.449	14,5%
	Nanosciences, Nanotechnologies, Materials and new Production Technologies	1.308	494	37,8%	525.965.721	205.678.804	39,1%	67	22	32,8%	18.135.690	7.051.713	38,9%
	Energy	1.557	202	13,0%	477.978.400	57.514.706	12,0%	138	16	11,6%	36.375.724	3.644.567	10,0%
	Environment (including Climate Change)	3.005	352	11,7%	766.074.132	81.223.269	10,6%	359	29	8,1%	71.603.507	4.320.867	6,0%
	Transport (including Aeronautics)	1.632	411	25,2%	443.307.238	97.962.682	22,1%	158	32	20,3%	33.848.611	6.415.798	19,0%
	Socio-economic sciences and Humanities	2.400	341	14,2%	410.303.643	59.878.543	14,6%	298	36	12,1%	39.667.102	4.570.002	11,5%
	Space	230	88	38,3%	61.628.336	19.661.399	31,9%	24	6	25,0%	4.859.578	1.071.362	22,0%
	Security	835	103	12,3%	273.434.984	32.999.871	12,1%	101	11	10,9%	29.558.148	1.704.258	5,8%
General Activities													
IDEAS	European Research Council ¹												
PEOPLE	Marie-Curie Actions ²	3.884	1.266	32,6%	3.771.278	2.096.999	55,6%	258	57	22,1%	560.658	151.690	27,1%
CAPACITIES	Research Infrastructures	742	350	47,2%	197.804.282	88.473.543	44,7%	57	21	36,8%	13.085.529	3.119.227	23,8%
	Research for the benefit of SMEs	643	115	17,9%	16.951.646	1.891.765	11,2%	31	2	6,5%	1.994.004	20.700	1,0%
	Regions of Knowledge	194	25	12,9%	15.813.766	1.040.883	6,6%	31	2	6,5%	2.268.272	82.784	3,6%
	Research Potential	460	41	8,9%	173.063.618	18.532.389	10,7%	93	5	5,4%	29.804.032	2.370.908	8,0%
	Science in Society	640	138	21,6%	50.917.610	11.146.153	21,9%	95	15	15,8%	6.186.519	1.166.592	18,9%
	Coherent development of research policies												
	Activities of International Cooperation	307	29	9,4%	29.768.778	2.911.537	9,8%	53	5	9,4%	3.462.702	179.057	5,2%
Euratom	Fusion Energy												
	Nuclear Fission and Radiation Protection	180	62	34,4%	53.216.591	15.444.175	29,0%	9	1	11,1%	3.031.310	57.552	1,9%
	Undefined												
Total		35.192	7.328	20,8%	10.647.202.047	1.994.910.983	18,7%	3.123	456	14,6%	736.805.562	91.525.320	12,4%

Priority Area		FP7 Success Rates by Priority Area and Organisation Activity Type											
		Private for profit (excl. education) (PRC)											
		Applicants in selection			Requested EC financial contribution to applicants in the selection			SMEs applicants in the selection			Requested EC financial contribution to SMEs applicants in the selection		
		Eligible Proposals	Retained Proposals	Success Rates	Eligible Proposals	Retained Proposals	Success Rates	Eligible Proposals	Retained Proposals	Success Rates	Eligible Proposals	Retained Proposals	Success Rates
No.	No.	%	No.	No.	%	No.	No.	%	No.	No.	%		
COOPERATION	Health	2.283	363	15,9%	866.531.468	130.966.027	15,1%	1.899	290	15,3%	744.908.750	105.122.050	14,1%
	Food, Agriculture, and Biotechnology	701	127	18,1%	143.654.420	20.568.315	14,3%	522	80	15,3%	113.483.058	14.031.025	12,4%
	Information and Communication Technologies	6.384	1.103	17,3%	2.464.341.617	475.600.581	19,3%	3.531	470	13,3%	1.248.927.866	177.570.499	14,2%
	Nanosciences, Nanotechnologies, Materials and new Production Technologies	1.665	690	41,4%	469.998.837	194.886.370	41,5%	992	424	42,7%	282.160.365	121.095.243	42,9%
	Energy	1.885	320	17,0%	615.482.345	108.331.667	17,6%	1.145	159	13,9%	366.272.939	45.968.516	12,6%
	Environment (including Climate Change)	940	109	11,6%	190.552.893	18.776.538	9,9%	728	76	10,4%	144.649.535	13.219.775	9,1%
	Transport (including Aeronautics)	2.722	799	29,4%	812.982.581	291.431.153	35,8%	1.285	318	24,7%	363.301.509	96.128.533	26,5%
	Socio-economic sciences and Humanities	120	12	10,0%	17.123.206	762.444	4,5%	111	9	8,1%	16.492.134	608.527	3,7%
	Space	219	116	53,0%	78.740.018	46.043.892	58,5%	112	63	56,3%	32.382.597	18.295.560	56,5%
	Security	1.228	190	15,5%	433.509.002	76.678.250	17,7%	667	83	12,4%	218.347.467	30.060.087	13,8%
General Activities													
IDEAS	European Research Council ¹												
PEOPLE	Marie-Curie Actions ²	528	200	37,9%	328.847	115.211	35,0%	295	106	35,9%	328.847	115.211	35,0%
CAPACITIES	Research Infrastructures	167	66	39,5%	53.942.655	13.166.818	24,4%	108	36	33,3%	36.148.832	7.272.320	20,1%
	Research for the benefit of SMEs	3.596	703	19,5%	562.785.097	114.361.310	20,3%	3.250	630	19,4%	544.547.292	110.519.374	20,3%
	Regions of Knowledge	193	43	22,3%	12.759.954	2.793.436	21,9%	167	37	22,2%	11.044.187	2.384.434	21,6%
	Research Potential	30	1	3,3%	10.406.656	196.614	1,9%	24		0,0%	8.556.209		0,0%
	Science in Society	83	18	21,7%	8.001.617	1.182.935	14,8%	73	14	19,2%	7.321.236	927.120	12,7%
	Coherent development of research policies												
	Activities of International Cooperation	60	7	11,7%	7.754.334	539.137	7,0%	46	4	8,7%	6.288.758	384.308	6,1%
Euratom	Fusion Energy												
	Nuclear Fission and Radiation Protection	64	26	40,6%	14.315.957	5.835.136	40,8%	34	13	38,2%	7.906.394	2.913.215	36,8%
	Undefined												
Total		22.868	4.893	21,4%	6.763.211.504	1.502.235.834	22,2%	14.989	2.812	18,8%	4.153.067.975	746.615.797	18,0%

Priority Area		FP7 Success Rates by Priority Area and Organisation Activity Type											
		Public body (excl. research and education) (PUB)											
		Applicants in selection			Requested EC financial contribution to applicants in the selection			SMEs applicants in the selection			Requested EC financial contribution to SMEs applicants in the selection		
		Eligible Proposals	Retained Proposals	Success Rates	Eligible Proposals	Retained Proposals	Success Rates	Eligible Proposals	Retained Proposals	Success Rates	Eligible Proposals	Retained Proposals	Success Rates
No.	No.	%	No.	No.	%	No.	No.	%	No.	No.	%		
COOPERATION	Health	564	137	24,3%	155.284.804	30.381.268	19,6%	161	34	21,1%	55.092.184	10.313.670	18,7%
	Food, Agriculture, and Biotechnology	149	52	34,9%	23.115.236	4.133.480	17,9%	47	6	12,8%	10.399.269	586.515	5,6%
	Information and Communication Technologies	764	124	16,2%	190.975.835	27.476.574	14,4%	217	29	13,4%	54.881.739	6.580.101	12,0%
	Nanosciences, Nanotechnologies, Materials and new Production Technologies	86	58	67,4%	21.450.107	12.015.330	56,0%	20	9	45,0%	8.220.220	3.712.347	45,2%
	Energy	256	43	16,8%	57.775.265	7.549.170	13,1%	82	9	11,0%	26.550.564	2.673.423	10,1%
	Environment (including Climate Change)	464	84	18,1%	69.266.746	10.325.872	14,9%	133	15	11,3%	19.360.854	1.787.371	9,2%
	Transport (including Aeronautics)	504	142	28,2%	212.092.399	61.419.518	29,0%	125	26	20,8%	47.136.951	8.594.608	18,2%
	Socio-economic sciences and Humanities	175	21	12,0%	17.343.562	1.640.711	9,5%	39	6	15,4%	4.324.553	793.510	18,3%
	Space	78	60	76,9%	23.663.708	20.883.919	88,3%	10	4	40,0%	2.827.581	2.364.937	83,6%
	Security	352	76	21,6%	63.133.580	9.117.161	14,4%	72	12	16,7%	23.693.583	693.480	2,9%
General Activities													
IDEAS	European Research Council ¹												
PEOPLE	Marie-Curie Actions ²	109	58	53,2%	1.766.509	1.644.724	93,1%	22	10	45,5%	382.757	342.817	89,6%
CAPACITIES	Research Infrastructures	144	112	77,8%	20.247.407	12.837.194	63,4%	41	29	70,7%	6.774.364	3.358.257	49,6%
	Research for the benefit of SMEs	38	5	13,2%	3.589.170	696.188	19,4%	18	5	27,8%	2.229.870	696.188	31,2%
	Regions of Knowledge	217	45	20,7%	14.927.476	2.313.418	15,5%	62	8	12,9%	4.956.333	353.839	7,1%
	Research Potential	28	13	46,4%	6.259.524	1.362.159	21,8%	5	1	20,0%	3.157.665	1.154.240	36,6%
	Science in Society	104	45	43,3%	6.287.359	1.865.831	29,7%	35	6	17,1%	3.082.280	501.312	16,3%
	Coherent development of research policies												
	Activities of International Cooperation	127	72	56,7%	10.189.176	5.983.670	58,7%	28	9	32,1%	1.645.642	346.756	21,1%
Euratom	Fusion Energy												
	Nuclear Fission and Radiation Protection	42	12	28,6%	10.282.410	2.186.887	21,3%	14	2	14,3%	1.651.961	438.808	26,6%
	Undefined												
Total		4.201	1.159	27,6%	907.650.273	213.833.074	23,6%	1.131	220	19,5%	276.368.370	45.292.179	16,4%

Priority Area		FP7 Success Rates by Priority Area and Organisation Activity Type											
		Research organisations (REC)											
		Applicants in selection			Requested EC financial contribution to applicants in the selection			SMEs applicants in the selection			Requested EC financial contribution to SMEs applicants in the selection		
		Eligible Proposals	Retained Proposals	Success Rates	Eligible Proposals	Retained Proposals	Success Rates	Eligible Proposals	Retained Proposals	Success Rates	Eligible Proposals	Retained Proposals	Success Rates
No.	No.	%	No.	No.	%	No.	No.	%	No.	No.	%		
COOPERATION	Health	2.896	732	25,3%	1.268.052.147	285.450.871	22,5%	397	98	24,7%	132.909.485	27.125.120	20,4%
	Food, Agriculture, and Biotechnology	1.094	273	25,0%	329.867.943	73.119.622	22,2%	226	35	15,5%	56.841.078	8.369.366	14,7%
	Information and Communication Technologies	2.823	544	19,3%	1.303.693.096	258.449.480	19,8%	618	92	14,9%	240.055.745	39.215.383	16,3%
	Nanosciences, Nanotechnologies, Materials and new Production Technologies	824	321	39,0%	382.179.211	147.017.432	38,5%	148	62	41,9%	59.547.740	23.583.930	39,6%
	Energy	1.094	188	17,2%	396.525.382	66.326.362	16,7%	233	39	16,7%	60.095.917	7.849.215	13,1%
	Environment (including Climate Change)	1.926	360	18,7%	496.471.824	87.034.336	17,5%	430	77	17,9%	92.339.978	14.938.085	16,2%
	Transport (including Aeronautics)	1.072	297	27,7%	394.752.697	103.549.789	26,2%	232	63	27,2%	72.888.851	21.940.216	30,1%
	Socio-economic sciences and Humanities	752	138	18,4%	125.891.031	19.864.933	15,8%	309	43	13,9%	53.426.997	5.470.118	10,2%
	Space	220	132	60,0%	97.501.342	66.733.918	68,4%	33	19	57,6%	9.579.628	4.482.617	46,8%
	Security	629	112	17,8%	213.142.363	33.570.633	15,8%	125	13	10,4%	31.370.328	1.846.523	5,9%
General Activities													
IDEAS	European Research Council ¹												
PEOPLE	Marie-Curie Actions ²	1.132	432	38,2%	2.306.957	1.462.391	63,4%	131	45	34,4%	208.652	133.310	63,9%
CAPACITIES	Research Infrastructures	672	412	61,3%	270.771.405	175.415.301	64,8%	110	64	58,2%	35.499.278	17.959.684	50,6%
	Research for the benefit of SMEs	912	186	20,4%	29.526.080	5.129.048	17,4%	190	36	18,9%	7.167.681	1.112.583	15,5%
	Regions of Knowledge	110	30	27,3%	10.840.446	2.766.807	25,5%	44	8	18,2%	5.407.148	917.774	17,0%
	Research Potential	230	41	17,8%	107.589.802	13.060.333	12,1%	63	12	19,0%	30.078.135	5.179.767	17,2%
	Science in Society	220	69	31,4%	18.996.514	4.843.449	25,5%	79	29	36,7%	6.391.398	1.942.510	30,4%
	Coherent development of research policies												
	Activities of International Cooperation	248	99	39,9%	28.661.246	14.166.838	49,4%	63	24	38,1%	6.309.836	2.694.211	42,7%
Euratom	Fusion Energy												
	Nuclear Fission and Radiation Protection	217	83	38,2%	96.321.780	40.059.379	41,6%	23	7	30,4%	6.887.308	1.586.377	23,0%
	Undefined												
Total		17.071	4.449	26,1%	5.573.091.266	1.398.020.922	25,1%	3.454	766	22,2%	907.005.183	186.346.789	20,5%

Priority Area		FP7 Success Rates by Priority Area and Organisation Activity Type											
		Others (OTH)											
		Applicants in selection			Requested EC financial contribution to applicants in the selection			SMEs applicants in the selection			Requested EC financial contribution to SMEs applicants in the selection		
		Eligible Proposals	Retained Proposals	Success Rates	Eligible Proposals	Retained Proposals	Success Rates	Eligible Proposals	Retained Proposals	Success Rates	Eligible Proposals	Retained Proposals	Success Rates
No.	No.	%	No.	No.	%	No.	No.	%	No.	No.	%		
COOPERATION	Health	1.156	238	20,6%	403.273.305	73.802.566	18,3%	627	112	17,9%	225.890.730	34.877.764	15,4%
	Food, Agriculture, and Biotechnology	386	61	15,8%	82.888.568	9.163.610	11,1%	211	30	14,2%	44.885.041	4.453.573	9,9%
	Information and Communication Technologies	956	164	17,2%	275.938.391	50.461.062	18,3%	502	80	15,9%	137.063.173	20.624.631	15,0%
	Nanosciences, Nanotechnologies, Materials and new Production Technologies	233	101	43,3%	76.039.529	35.196.824	46,3%	122	56	45,9%	40.696.478	20.741.147	51,0%
	Energy	467	63	13,5%	117.681.965	10.943.355	9,3%	265	28	10,6%	65.911.281	3.421.395	5,2%
	Environment (including Climate Change)	627	70	11,2%	126.339.913	11.077.168	8,8%	293	24	8,2%	61.903.486	3.653.309	5,9%
	Transport (including Aeronautics)	567	171	30,2%	148.092.352	44.417.921	30,0%	310	87	28,1%	76.956.017	17.706.634	23,0%
	Socio-economic sciences and Humanities	295	31	10,5%	36.696.879	2.901.042	7,9%	148	14	9,5%	20.867.533	1.295.218	6,2%
	Space	61	33	54,1%	15.571.326	8.155.541	52,4%	26	13	50,0%	6.999.617	2.823.100	40,3%
	Security	225	39	17,3%	61.339.433	8.712.715	14,2%	127	22	17,3%	36.993.328	4.290.674	11,6%
General Activities													
IDEAS	European Research Council ¹												
PEOPLE	Marie-Curie Actions ²	410	119	29,0%	1.351.929	449.485	33,2%	141	31	22,0%	559.645	136.848	24,5%
CAPACITIES	Research Infrastructures	114	59	51,8%	32.126.954	14.374.991	44,7%	48	22	45,8%	13.160.590	4.353.614	33,1%
	Research for the benefit of SMEs	999	200	20,0%	191.038.621	47.007.371	24,6%	662	126	19,0%	142.096.967	31.381.070	22,1%
	Regions of Knowledge	168	29	17,3%	13.826.615	2.080.667	15,0%	92	13	14,1%	8.069.114	1.077.527	13,4%
	Research Potential	56	8	14,3%	25.594.796	708.261	2,8%	25	2	8,0%	7.967.736	333.645	4,2%
	Science in Society	242	51	21,1%	17.864.187	3.402.033	19,0%	112	19	17,0%	9.077.084	1.855.212	20,4%
	Coherent development of research policies												
	Activities of International Cooperation	129	16	12,4%	14.460.290	1.312.144	9,1%	71	5	7,0%	6.837.584	553.798	8,1%
Euratom	Fusion Energy												
	Nuclear Fission and Radiation Protection	80	23	28,8%	19.084.856	8.194.370	42,9%	17	5	29,4%	3.001.028	454.501	15,1%
	Undefined												
Total		7.171	1.476	20,6%	1.659.209.909	332.361.126	20,0%	3.799	689	18,1%	908.936.432	154.033.660	16,9%

Priority Area		FP7 Success Rates by Priority Area and Organisation Activity Type											
		Not Applicable (NA)											
		Applicants in selection			Requested EC financial contribution to applicants in the selection			SMEs applicants in the selection			Requested EC financial contribution to SMEs applicants in the selection		
		Eligible Proposals No.	Retained Proposals No.	Success Rates %	Eligible Proposals No.	Retained Proposals No.	Success Rates %	Eligible Proposals No.	Retained Proposals No.	Success Rates %	Eligible Proposals No.	Retained Proposals No.	Success Rates %
COOPERATION	Health												
	Food, Agriculture, and Biotechnology												
	Information and Communication Technologies												
	Nanosciences, Nanotechnologies, Materials and new Production Technologies												
	Energy												
	Environment (including Climate Change)												
	Transport (including Aeronautics)												
	Socio-economic sciences and Humanities												
	Space												
	Security												
General Activities													
IDEAS	European Research Council ¹	11.157	214	1,9%	9.916.801.347	278.817.373	2,8%						
PEOPLE	Marie-Curie Actions ²												
CAPACITIES	Research Infrastructures												
	Research for the benefit of SMEs												
	Regions of Knowledge												
	Research Potential												
	Science in Society												
	Coherent development of research policies												
Euratom	Activities of International Cooperation												
	Fusion Energy												
	Nuclear Fission and Radiation Protection												
	Undefined												
Total		11.157	214	1,9%	9.916.801.347	278.817.373	2,8%						

Reference date 25/02/2008 Report was created for 54 calls

Figures on the basis of proposals submitted in response i) to FP7 calls involving a single-stage proposal submission and evaluation procedure and ii) to the second stage of FP7 calls involving a two-stage proposal submission and evaluation procedure

1 Applicants refer to hosting organisations/institutions.

2 Applicants refer to hosting organisations/institutions. Data on project cost and requested EC financial contribution are usually not available for Marie-Curie actions.

All Members States (ERC Scope, no General Activities (Annex IV)) - FP7 Eligible Proposals : Participation by Priority Area and Funding Scheme

All Members States (ERC Scope, no General Activities (Annex IV))		FP7 Eligible Proposals : Participation by Priority Area and Funding Scheme													
Priority Area		All Funding Schemes													
		Eligible proposals with at least one applicant in selection		Applicants in selection		All applicants in proposals		Project cost in proposals		Project cost for all applicants in selection		Requested EC financial contribution to proposals		Requested EC financial contribution to all applicants in selection	
		No.	%	No.	%	No.	%	Euros	%	Euros	%	Euros	%	Euros	%
COOPERATION	Health	1.758	9,0%	13.559	16,0%	15.946	16,5%	8.932.753.027	19,6%	7.896.994.492	18,8%	6.736.402.679	19,4%	5.971.270.147	18,7%
	Food, Agriculture, and Biotechnology	398	2,0%	3.308	3,9%	4.092	4,2%	1.479.103.781	3,2%	1.266.615.857	3,0%	1.106.107.196	3,2%	952.546.935	3,0%
	Information and Communication Technologies	1.823	9,3%	15.492	18,3%	17.290	17,9%	9.681.131.273	21,2%	8.807.576.284	21,0%	6.811.139.835	19,7%	6.206.051.210	19,4%
	Nanosciences, Nanotechnologies, Materials and new Production Technologies	334	1,7%	3.687	4,4%	4.116	4,3%	2.084.342.601	4,6%	1.904.560.098	4,5%	1.475.633.405	4,3%	1.355.274.145	4,2%
	Energy	551	2,8%	4.541	5,4%	5.259	5,5%	3.497.299.367	7,7%	3.248.520.014	7,8%	1.665.443.357	4,8%	1.494.168.188	4,7%
	Environment (including Climate Change)	593	3,0%	5.368	6,4%	6.961	7,2%	2.194.086.433	4,8%	1.808.694.031	4,3%	1.654.720.826	4,8%	1.359.398.775	4,3%
	Transport (including Aeronautics)	534	2,7%	5.964	7,1%	6.494	6,7%	2.938.163.274	6,4%	2.759.423.105	6,6%	2.011.227.267	5,8%	1.890.781.961	5,9%
	Socio-economic sciences and Humanities	488	2,5%	3.162	3,7%	3.742	3,9%	772.138.668	1,7%	676.531.662	1,6%	607.358.321	1,8%	533.869.539	1,7%
	Space	65	0,3%	748	0,9%	808	0,8%	408.189.428	0,9%	384.411.649	0,9%	277.104.730	0,8%	262.194.378	0,8%
	Security	322	1,6%	2.968	3,5%	3.254	3,4%	1.480.204.309	3,2%	1.353.082.371	3,2%	1.043.259.485	3,0%	954.454.805	3,0%
General Activities															
IDEAS	European Research Council ¹	8.132	41,5%	10.087	11,9%	10.390	10,8%	9.397.661.536	20,6%	9.348.500.838	22,3%	9.194.303.775	26,5%	9.145.093.233	28,6%
PEOPLE	Marie-Curie Actions ²	3.086	15,8%	5.031	6,0%	5.693	5,9%	10.448.853	0,0%	9.411.227	0,0%	8.812.973	0,0%	7.775.347	0,0%
CAPACITIES	Research Infrastructures	153	0,8%	1.607	1,9%	1.838	1,9%	733.239.087	1,6%	667.038.307	1,6%	573.752.335	1,7%	526.365.713	1,6%
	Research for the benefit of SMEs	686	3,5%	5.675	6,7%	6.187	6,4%	1.160.090.739	2,5%	1.066.043.324	2,5%	803.531.614	2,3%	733.340.797	2,3%
	Regions of Knowledge	92	0,5%	823	1,0%	867	0,9%	73.986.541	0,2%	70.481.064	0,2%	67.977.797	0,2%	64.467.176	0,2%
	Research Potential	243	1,2%	482	0,6%	706	0,7%	255.074.677	0,6%	207.829.279	0,5%	234.205.046	0,7%	188.790.687	0,6%
	Science in Society	172	0,9%	1.062	1,3%	1.288	1,3%	116.593.073	0,3%	99.719.330	0,2%	102.017.287	0,3%	86.799.361	0,3%
	Coherent development of research policies Activities of International Cooperation	98	0,5%	415	0,5%	860	0,9%	91.563.684	0,2%	54.931.575	0,1%	86.801.031	0,3%	52.168.391	0,2%
Euratom	Fusion Energy														
	Nuclear Fission and Radiation Protection	54	0,3%	551	0,7%	583	0,6%	300.386.718	0,7%	285.709.528	0,7%	193.221.594	0,6%	187.025.334	0,6%
	Undefined														
Total		19.582	100,0%	84.530	100,0%	96.374	100,0%	45.606.517.069	100,0%	41.916.074.035	100,0%	34.653.020.553	100,0%	31.971.836.122	100,0%

All Members States (ERC Scope, no General Activities (Annex IV))		FP7 Eligible Proposals : Participation by Priority Area and Funding Scheme													
Priority Area		CP, CP-CSA - Collaborative Projects (including combination of CP and CSA)													
		Eligible proposals with at least one applicant in selection		Applicants in selection		All applicants in proposals		Project cost in proposals		Project cost for all applicants in selection		Requested EC financial contribution to proposals		Requested EC financial contribution to all applicants in selection	
		No.	%	No.	%	No.	%	Euros	%	Euros	%	Euros	%	Euros	%
COOPERATION	Health	1.572	25,4%	12.482	22,9%	14.546	23,3%	8.709.472.901	26,2%	7.705.937.118	25,7%	6.541.995.907	28,3%	5.803.643.180	28,0%
	Food, Agriculture, and Biotechnology	340	5,5%	2.811	5,2%	3.437	5,5%	1.411.081.084	4,2%	1.208.338.206	4,0%	1.042.394.502	4,5%	897.698.382	4,3%
	Information and Communication Technologies	1.648	26,6%	14.152	26,0%	15.681	25,2%	9.350.880.819	28,1%	8.510.279.209	28,4%	6.546.856.992	28,4%	5.966.013.434	28,8%
	Nanosciences, Nanotechnologies, Materials and new Production Technologies	304	4,9%	3.437	6,3%	3.817	6,1%	2.008.485.048	6,0%	1.841.697.826	6,1%	1.423.122.281	6,2%	1.310.576.101	6,3%
	Energy	466	7,5%	3.925	7,2%	4.453	7,1%	3.400.577.760	10,2%	3.168.101.182	10,6%	1.574.799.136	6,8%	1.419.402.255	6,8%
	Environment (including Climate Change)	491	7,9%	4.554	8,4%	5.817	9,3%	2.041.398.872	6,1%	1.681.804.375	5,6%	1.521.541.160	6,6%	1.249.475.242	6,0%
	Transport (including Aeronautics)	407	6,6%	4.909	9,0%	5.321	8,5%	2.775.960.432	8,3%	2.608.749.580	8,7%	1.855.848.012	8,0%	1.746.294.646	8,4%
	Socio-economic sciences and Humanities	438	7,1%	2.817	5,2%	3.317	5,3%	728.852.774	2,2%	638.587.342	2,1%	567.298.037	2,5%	498.948.433	2,4%
	Space	53	0,9%	634	1,2%	680	1,1%	393.364.387	1,2%	370.703.171	1,2%	263.468.626	1,1%	249.490.365	1,2%
	Security	281	4,5%	2.637	4,8%	2.892	4,6%	1.444.424.276	4,3%	1.320.038.977	4,4%	1.009.765.679	4,4%	923.606.021	4,5%
General Activities															
IDEAS	European Research Council ¹														
PEOPLE	Marie-Curie Actions ²														
CAPACITIES	Research Infrastructures	130	2,1%	1.443	2,7%	1.653	2,7%	695.914.768	2,1%	632.246.512	2,1%	536.439.732	2,3%	491.549.334	2,4%
	Research for the benefit of SMEs														
	Regions of Knowledge														
	Research Potential														
	Science in Society	30	0,5%	171	0,3%	199	0,3%	24.363.987	0,1%	20.240.132	0,1%	18.850.977	0,1%	15.844.081	0,1%
	Coherent development of research policies Activities of International Cooperation														
Euratom	Fusion Energy														
	Nuclear Fission and Radiation Protection	39	0,6%	465	0,9%	491	0,8%	284.437.271	0,9%	270.838.173	0,9%	178.430.834	0,8%	173.312.665	0,8%
	Undefined														
Total		6.199	100,0%	54.437	100,0%	62.304	100,0%	33.269.214.379	100,0%	29.977.561.803	100,0%	23.080.811.875	100,0%	20.745.854.139	100,0%

All Members States (ERC Scope, no General Activities (Annex IV)) - FP7 Eligible Proposals : Participation by Priority Area and Funding Scheme

All Members States (ERC Scope, no General Activities (Annex IV))		FP7 Eligible Proposals : Participation by Priority Area and Funding Scheme														
Priority Area		NoE - Networks of Excellence														
		Eligible proposals with at least one applicant in selection		Applicants in selection		All applicants in proposals		Project cost in proposals		Project cost for all applicants in selection		Requested EC financial contribution to proposals		Requested EC financial contribution to all applicants in selection		
		No.	%	No.	%	No.	%	Euros	%	Euros	%	Euros	%	Euros	%	
COOPERATION	Health	3	9.4%	39	7.4%	42	7.4%	18.683.113	7.8%	17.362.208	7.7%	16.475.169	9.5%	15.369.508	9.3%	
	Food, Agriculture, and Biotechnology	24	75.0%	385	73.3%	422	74.6%	176.950.258	73.8%	162.747.420	72.5%	126.346.409	72.7%	118.278.267	71.8%	
	Information and Communication Technologies															
	Nanosciences, Nanotechnologies, Materials and new Production Technologies															
	Energy															
	Environment (including Climate Change)	2	6.3%	62	11.8%	62	11.0%	24.458.576	10.2%	24.458.576	10.9%	13.997.714	8.1%	13.997.714	8.5%	
	Transport (including Aeronautics)	2	6.3%	36	6.9%	36	6.4%	16.921.374	7.1%	16.921.374	7.5%	14.868.176	8.6%	14.868.176	9.0%	
	Socio-economic sciences and Humanities															
	Space	1	3.1%	3	0.6%	4	0.7%	2.863.100	1.2%	2.863.100	1.3%	2.133.825	1.2%	2.133.825	1.3%	
	Security															
General Activities																
IDEAS	European Research Council ¹															
PEOPLE	Marie-Curie Actions ²															
CAPACITIES	Research Infrastructures															
	Research for the benefit of SMEs															
	Regions of Knowledge															
	Research Potential															
	Science in Society															
	Coherent development of research policies															
Activities of International Cooperation																
Euratom	Fusion Energy															
	Nuclear Fission and Radiation Protection															
	Undefined															
Total		32	100.0%	525	100.0%	566	100.0%	239.876.421	100.0%	224.352.678	100.0%	173.821.293	100.0%	164.647.490	100.0%	

All Members States (ERC Scope, no General Activities (Annex IV))		FP7 Eligible Proposals : Participation by Priority Area and Funding Scheme													
Priority Area		CSA - Coordination and Support Action													
		Eligible proposals with at least one applicant in selection		Applicants in selection		All applicants in proposals		Project cost in proposals		Project cost for all applicants in selection		Requested EC financial contribution to proposals		Requested EC financial contribution to all applicants in selection	
		No.	%	No.	%	No.	%	Euros	%	Euros	%	Euros	%	Euros	%
COOPERATION	Health	186	12.1%	1.077	11.7%	1.400	12.0%	223.280.126	14.4%	191.057.374	14.6%	194.406.772	13.8%	167.626.967	14.1%
	Food, Agriculture, and Biotechnology	55	3.6%	458	5.0%	613	5.3%	49.339.584	3.2%	40.915.443	3.1%	47.237.525	3.4%	39.479.045	3.3%
	Information and Communication Technologies	151	9.8%	955	10.4%	1.187	10.2%	153.300.196	9.9%	134.549.655	10.3%	137.936.434	9.8%	121.759.509	10.2%
	Nanosciences, Nanotechnologies, Materials and new Production Technologies	30	2.0%	250	2.7%	299	2.6%	75.857.553	4.9%	62.862.272	4.8%	52.511.124	3.7%	44.698.044	3.8%
	Energy	85	5.5%	616	6.7%	806	6.9%	96.721.607	6.2%	80.418.832	6.2%	90.644.221	6.4%	74.765.933	6.3%
	Environment (including Climate Change)	95	6.2%	720	7.8%	1.045	9.0%	123.904.004	8.0%	98.208.153	7.5%	115.631.588	8.2%	92.451.996	7.8%
	Transport (including Aeronautics)	125	8.1%	1.019	11.1%	1.137	9.8%	145.281.468	9.4%	133.752.151	10.2%	140.511.079	10.0%	129.619.139	10.9%
	Socio-economic sciences and Humanities	48	3.1%	320	3.5%	398	3.4%	40.924.714	2.6%	35.904.980	2.7%	38.111.352	2.7%	33.218.724	2.8%
	Space	11	0.7%	111	1.2%	124	1.1%	11.961.941	0.8%	10.845.378	0.8%	11.502.279	0.8%	10.570.188	0.9%
	Security	41	2.7%	331	3.6%	362	3.1%	35.780.033	2.3%	33.043.394	2.5%	33.493.806	2.4%	30.848.784	2.6%
General Activities															
IDEAS	European Research Council ¹														
PEOPLE	Marie-Curie Actions ²	71	4.6%	313	3.4%	326	2.8%	10.448.853	0.7%	9.411.227	0.7%	8.812.973	0.6%	7.775.347	0.7%
CAPACITIES	Research Infrastructures	23	1.5%	164	1.8%	185	1.6%	37.384.319	2.4%	34.791.795	2.7%	37.312.603	2.6%	34.816.379	2.9%
	Research for the benefit of SMEs	26	1.7%	148	1.6%	165	1.4%	15.300.349	1.0%	14.114.663	1.1%	13.054.454	0.9%	12.031.881	1.0%
	Regions of Knowledge	92	6.0%	823	9.0%	867	7.4%	73.986.541	4.8%	70.481.064	5.4%	67.977.797	4.8%	64.467.176	5.4%
	Research Potential	243	15.8%	482	5.3%	706	6.1%	255.074.677	16.5%	207.829.279	15.9%	234.205.046	16.8%	188.790.687	15.9%
	Science in Society	142	9.2%	891	9.7%	1.089	9.3%	92.229.086	6.0%	79.479.198	6.1%	83.166.310	5.9%	70.955.280	6.0%
	Coherent development of research policies														
Activities of International Cooperation	98	6.4%	415	4.5%	860	7.4%	91.563.684	5.9%	54.931.575	4.2%	86.801.031	6.2%	52.168.391	4.4%	
Euratom	Fusion Energy														
	Nuclear Fission and Radiation Protection	15	1.0%	86	0.9%	92	0.8%	15.949.447	1.0%	14.871.355	1.1%	14.790.760	1.1%	13.712.669	1.2%
	Undefined														
Total		1.537	100.0%	9.179	100.0%	11.661	100.0%	1.548.288.182	100.0%	1.307.467.788	100.0%	1.408.107.154	100.0%	1.189.756.139	100.0%

All Members States (ERC Scope, no General Activities (Annex IV)) - FP7 Eligible Proposals : Participation by Priority Area and Funding Scheme

All Members States (ERC Scope, no General Activities (Annex IV))		FP7 Eligible Proposals : Participation by Priority Area and Funding Scheme													
Priority Area		BSG, MC - Research for the benefit of specific groups/ Support for training and career development of researchers (Marie Curie)													
		Eligible proposals with at least one applicant in selection		Applicants in selection		All applicants in proposals		Project cost in proposals		Project cost for all applicants in selection		Requested EC financial contribution to proposals		Requested EC financial contribution to all applicants in selection	
		No.	%	No.	%	No.	%	Euros	%	Euros	%	Euros	%	Euros	%
COOPERATION	Health														
	Food, Agriculture, and Biotechnology														
	Information and Communication Technologies														
	Nanosciences, Nanotechnologies, Materials and new Production Technologies														
	Energy														
	Environment (including Climate Change)	5	0,1%	32	0,3%	37	0,3%	4.324.981	0,4%	4.222.927	0,4%	3.550.364	0,4%	3.473.823	0,5%
	Transport (including Aeronautics)														
	Socio-economic sciences and Humanities	2	0,1%	25	0,2%	27	0,2%	2.361.180	0,2%	2.039.340	0,2%	1.948.932	0,2%	1.702.382	0,2%
	Space														
	Security														
General Activities															
IDEAS	European Research Council ¹														
PEOPLE	Marie-Curie Actions ²	3.015	81,9%	4.718	45,8%	5.367	46,9%								
CAPACITIES	Research Infrastructures														
	Research for the benefit of SMEs	660	17,9%	5.527	53,6%	6.022	52,6%	1.144.790.390	99,4%	1.051.928.661	99,4%	790.477.160	99,3%	721.308.916	99,3%
	Regions of Knowledge														
	Research Potential														
	Science in Society														
	Coherent development of research policies														
Euratom	Fusion Energy														
	Nuclear Fission and Radiation Protection														
	Undefined														
Total		3.682	100,0%	10.302	100,0%	11.453	100,0%	1.151.476.551	100,0%	1.058.190.928	100,0%	795.976.456	100,0%	726.485.121	100,0%

All Members States (ERC Scope, no General Activities (Annex IV))		FP7 Eligible Proposals : Participation by Priority Area and Funding Scheme													
Priority Area		ERC, RSFF, OTH - Support for frontier research (ERC)/ Risk sharing finance facility/ Other													
		Eligible proposals with at least one applicant in selection		Applicants in selection		All applicants in proposals		Project cost in proposals		Project cost for all applicants in selection		Requested EC financial contribution to proposals		Requested EC financial contribution to all applicants in selection	
		No.	%	No.	%	No.	%	Euros	%	Euros	%	Euros	%	Euros	%
COOPERATION	Health														
	Food, Agriculture, and Biotechnology														
	Information and Communication Technologies														
	Nanosciences, Nanotechnologies, Materials and new Production Technologies														
	Energy														
	Environment (including Climate Change)														
	Transport (including Aeronautics)														
	Socio-economic sciences and Humanities														
	Space														
	Security														
General Activities															
IDEAS	European Research Council ¹	8.132	100,0%	10.087	100,0%	10.390	100,0%	9.397.661.536	100,0%	9.348.500.838	100,0%	9.194.303.775	100,0%	9.145.093.233	100,0%
PEOPLE	Marie-Curie Actions ²														
CAPACITIES	Research Infrastructures														
	Research for the benefit of SMEs														
	Regions of Knowledge														
	Research Potential														
	Science in Society														
	Coherent development of research policies														
Euratom	Fusion Energy														
	Nuclear Fission and Radiation Protection														
	Undefined														
Total		8.132	100,0%	10.087	100,0%	10.390	100,0%	9.397.661.536	100,0%	9.348.500.838	100,0%	9.194.303.775	100,0%	9.145.093.233	100,0%

Reference date 25/02/2008 Report was created for 54 calls

Figures on the basis of proposals submitted in response i) to FP7 calls involving a single-stage proposal submission and evaluation procedure and ii) to the second stage of FP7 calls involving a two-stage proposal submission and evaluation procedure

¹ Applicants refer to hosting organisations/institutions.

² Applicants refer to hosting organisations/institutions. Data on project cost and requested EC financial contribution are usually not available for Marie-Curie actions.

All Members States (ERC Scope, no General Activities (Annex IV)) - FP7 Retained Proposals : Participation by Priority Area and Funding Scheme

All Members States (ERC Scope, no General Activities (Annex IV))		FP7 Retained Proposals : Participation by Priority Area and Funding Scheme													
Priority Area		All Funding Schemes													
		Retained proposals with at least one applicant in selection		Applicants in selection		All applicants in proposals		Project cost in proposals		Project cost for all applicants in selection		Requested EC financial contribution to proposals		Requested EC financial contribution to all applicants in selection	
		No.	%	No.	%	No.	%	Euros	%	Euros	%	Euros	%	Euros	%
COOPERATION	Health	320	11,9%	2.778	16,3%	3.250	16,8%	1.674.939.935	21,2%	1.488.328.969	20,7%	1.248.125.189	22,0%	1.113.534.286	21,5%
	Food, Agriculture, and Biotechnology	66	2,4%	716	4,2%	858	4,4%	263.840.739	3,3%	232.644.655	3,2%	196.163.448	3,5%	175.794.917	3,4%
	Information and Communication Technologies	318	11,8%	2.820	16,6%	3.121	16,1%	1.884.692.636	23,9%	1.751.445.092	24,3%	1.293.739.084	22,8%	1.205.265.068	23,3%
	Nanosciences, Nanotechnologies, Materials and new Production Technologies	120	4,4%	1.488	8,8%	1.664	8,6%	834.828.534	10,6%	761.519.509	10,6%	594.794.760	10,5%	543.362.169	10,5%
	Energy	71	2,6%	705	4,1%	816	4,2%	390.516.181	4,9%	348.499.660	4,8%	250.665.260	4,4%	221.821.455	4,3%
	Environment (including Climate Change)	74	2,7%	771	4,5%	975	5,0%	274.506.600	3,5%	232.467.177	3,2%	208.437.183	3,7%	175.784.746	3,4%
	Transport (including Aeronautics)	129	4,8%	1.681	9,9%	1.820	9,4%	906.426.372	11,5%	854.126.495	11,9%	598.781.063	10,6%	565.571.846	10,9%
	Socio-economic sciences and Humanities	65	2,4%	471	2,8%	543	2,8%	107.578.749	1,4%	99.400.995	1,4%	85.047.673	1,5%	78.430.444	1,5%
	Space	18	0,7%	395	2,3%	429	2,2%	245.618.764	3,1%	229.802.285	3,2%	161.478.669	2,9%	151.648.858	2,9%
	Security	44	1,6%	469	2,8%	520	2,7%	233.284.535	3,0%	210.092.151	2,9%	161.078.630	2,8%	146.421.065	2,8%
General Activities															
IDEAS	European Research Council'	170	6,3%	176	1,0%	183	0,9%	241.794.157	3,1%	240.338.079	3,3%	233.303.309	4,1%	231.837.231	4,5%
PEOPLE	Marie-Curie Actions*	994	36,8%	1.738	10,2%	1.948	10,1%	6.349.304	0,1%	5.439.783	0,1%	5.251.023	0,1%	4.341.502	0,1%
CAPACITIES	Research Infrastructures	70	2,6%	890	5,2%	999	5,2%	393.338.405	5,0%	359.482.147	5,0%	304.267.847	5,4%	281.160.134	5,4%
	Research for the benefit of SMEs	128	4,7%	1.096	6,4%	1.209	6,2%	222.488.907	2,8%	198.634.684	2,8%	169.085.682	3,0%	151.012.790	2,9%
	Regions of Knowledge	17	0,6%	165	1,0%	172	0,9%	11.984.235	0,2%	11.649.547	0,2%	10.995.211	0,2%	10.660.523	0,2%
	Research Potential	33	1,2%	72	0,4%	96	0,5%	29.316.607	0,4%	23.653.806	0,3%	27.040.107	0,5%	21.377.306	0,4%
	Science in Society	31	1,1%	259	1,5%	321	1,7%	24.912.352	0,3%	20.603.415	0,3%	22.440.401	0,4%	18.547.051	0,4%
	Coherent development of research policies														
Activities of International Cooperation	15	0,6%	118	0,7%	217	1,1%	22.890.726	0,3%	14.094.795	0,2%	22.422.711	0,4%	13.977.744	0,3%	
Euratom	Fusion Energy														
	Nuclear Fission and Radiation Protection	15	0,6%	189	1,1%	206	1,1%	122.810.905	1,6%	113.010.879	1,6%	71.719.947	1,3%	68.097.737	1,3%
	Undefined														
Total		2.698	100,0%	16.997	100,0%	19.347	100,0%	7.892.118.643	100,0%	7.195.234.123	100,0%	5.664.837.197	100,0%	5.178.646.872	100,0%

All Members States (ERC Scope, no General Activities (Annex IV))		FP7 Retained Proposals : Participation by Priority Area and Funding Scheme													
Priority Area		CP, CP-CSA - Collaborative Projects (including combination of CP and CSA)													
		Retained proposals with at least one applicant in selection		Applicants in selection		All applicants in proposals		Project cost in proposals		Project cost for all applicants in selection		Requested EC financial contribution to proposals		Requested EC financial contribution to all applicants in selection	
		No.	%	No.	%	No.	%	Euros	%	Euros	%	Euros	%	Euros	%
COOPERATION	Health	271	25,4%	2.434	21,7%	2.838	22,6%	1.618.589.132	23,4%	1.439.732.279	22,8%	1.198.523.369	24,8%	1.070.187.236	24,2%
	Food, Agriculture, and Biotechnology	51	4,8%	534	4,8%	634	5,0%	247.453.595	3,6%	218.235.985	3,5%	181.313.085	3,8%	162.438.897	3,7%
	Information and Communication Technologies	261	24,5%	2.322	20,7%	2.529	20,1%	1.739.301.472	25,1%	1.617.863.640	25,6%	1.188.443.726	24,6%	1.107.240.529	25,1%
	Nanosciences, Nanotechnologies, Materials and new Production Technologies	109	10,2%	1.361	12,2%	1.514	12,0%	792.400.571	11,5%	723.838.470	11,5%	568.864.796	11,8%	520.958.928	11,8%
	Energy	59	5,5%	587	5,2%	658	5,2%	374.914.167	5,4%	335.966.400	5,3%	235.512.479	4,9%	209.541.678	4,7%
	Environment (including Climate Change)	53	5,0%	589	5,3%	720	5,7%	245.377.513	3,5%	207.978.391	3,3%	181.555.543	3,8%	152.985.712	3,5%
	Transport (including Aeronautics)	82	7,7%	1.290	11,5%	1.383	11,0%	846.234.758	12,2%	797.284.180	12,6%	540.554.267	11,2%	510.375.983	11,6%
	Socio-economic sciences and Humanities	56	5,3%	389	3,5%	431	3,4%	97.586.945	1,4%	90.709.170	1,4%	75.891.303	1,6%	70.533.380	1,6%
	Space	15	1,4%	362	3,2%	391	3,1%	241.439.695	3,5%	225.863.205	3,6%	157.299.600	3,3%	147.709.778	3,3%
	Security	32	3,0%	348	3,1%	382	3,0%	220.992.786	3,2%	199.280.112	3,2%	149.226.361	3,1%	136.000.889	3,1%
General Activities															
IDEAS	European Research Council'														
PEOPLE	Marie-Curie Actions*														
CAPACITIES	Research Infrastructures	59	5,5%	770	6,9%	863	6,9%	370.564.048	5,4%	338.231.463	5,4%	281.493.482	5,8%	259.909.442	5,9%
	Research for the benefit of SMEs														
	Regions of Knowledge														
	Research Potential														
	Science in Society	6	0,6%	41	0,4%	46	0,4%	5.535.631	0,1%	4.859.931	0,1%	4.298.494	0,1%	3.791.194	0,1%
	Coherent development of research policies														
Activities of International Cooperation															
Euratom	Fusion Energy														
	Nuclear Fission and Radiation Protection	11	1,0%	164	1,5%	177	1,4%	116.582.012	1,7%	107.738.666	1,7%	65.741.494	1,4%	63.075.963	1,4%
	Undefined														
Total		1.065	100,0%	11.191	100,0%	12.566	100,0%	6.916.972.325	100,0%	6.307.581.892	100,0%	4.828.717.999	100,0%	4.414.749.609	100,0%

All Members States (ERC Scope, no General Activities (Annex IV)) - FP7 Retained Proposals : Participation by Priority Area and Funding Scheme

All Members States (ERC Scope, no General Activities (Annex IV))		FP7 Retained Proposals : Participation by Priority Area and Funding Scheme														
Priority Area		NoE - Networks of Excellence														
		Retained proposals with at least one applicant in selection		Applicants in selection		All applicants in proposals		Project cost in proposals		Project cost for all applicants in selection		Requested EC financial contribution to proposals		Requested EC financial contribution to all applicants in selection		
		No.	%	No.	%	No.	%	Euros	%	Euros	%	Euros	%	Euros	%	
COOPERATION	Health															
	Food, Agriculture, and Biotechnology															
	Information and Communication Technologies	11	100,0%	216	100,0%	236	100,0%	93.710.087	100,0%	86.954.863	100,0%	61.768.880	100,0%	58.458.869	100,0%	
	Nanosciences, Nanotechnologies, Materials and new Production Technologies															
	Energy															
	Environment (including Climate Change)															
	Transport (including Aeronautics)															
	Socio-economic sciences and Humanities															
	Space															
	Security															
General Activities																
IDEAS	European Research Council'															
PEOPLE	Marie-Curie Actions'															
CAPACITIES	Research Infrastructures															
	Research for the benefit of SMEs															
	Regions of Knowledge															
	Research Potential															
	Science in Society															
Euratom	Coherent development of research policies															
	Activities of International Cooperation															
	Fusion Energy															
Euratom	Nuclear Fission and Radiation Protection															
	Undefined															
Total		11	100,0%	216	100,0%	236	100,0%	93.710.087	100,0%	86.954.863	100,0%	61.768.880	100,0%	58.458.869	100,0%	

All Members States (ERC Scope, no General Activities (Annex IV))		FP7 Retained Proposals : Participation by Priority Area and Funding Scheme													
Priority Area		CSA - Coordination and Support Action													
		Retained proposals with at least one applicant in selection		Applicants in selection		All applicants in proposals		Project cost in proposals		Project cost for all applicants in selection		Requested EC financial contribution to proposals		Requested EC financial contribution to all applicants in selection	
		No.	%	No.	%	No.	%	Euros	%	Euros	%	Euros	%	Euros	%
COOPERATION	Health	49	13,6%	344	12,6%	412	12,2%	56.350.803	13,5%	48.596.690	13,5%	49.601.820	13,4%	43.347.050	13,5%
	Food, Agriculture, and Biotechnology	15	4,2%	182	6,7%	224	6,7%	16.387.144	3,9%	14.408.670	4,0%	14.850.363	4,0%	13.356.020	4,1%
	Information and Communication Technologies	46	12,7%	282	10,3%	356	10,6%	51.681.077	12,4%	46.626.589	12,9%	43.526.478	11,7%	39.565.670	12,3%
	Nanosciences, Nanotechnologies, Materials and new Production Technologies	11	3,0%	127	4,6%	150	4,5%	42.427.963	10,2%	37.681.039	10,4%	25.929.964	7,0%	22.403.241	7,0%
	Energy	12	3,3%	118	4,3%	158	4,7%	15.602.014	3,8%	12.533.260	3,5%	15.152.781	4,1%	12.279.777	3,8%
	Environment (including Climate Change)	19	5,3%	169	6,2%	241	7,2%	27.006.706	6,5%	22.418.539	6,2%	25.215.071	6,8%	21.171.566	6,6%
	Transport (including Aeronautics)	47	13,0%	391	14,3%	437	13,0%	60.191.614	14,5%	56.842.315	15,8%	58.226.796	15,7%	55.195.863	17,1%
	Socio-economic sciences and Humanities	8	2,2%	68	2,5%	97	2,9%	8.751.934	2,1%	7.465.995	2,1%	8.158.268	2,2%	6.898.962	2,1%
	Space	3	0,8%	33	1,2%	38	1,1%	4.179.069	1,0%	3.939.080	1,1%	4.179.069	1,1%	3.939.080	1,2%
	Security	12	3,3%	121	4,4%	138	4,1%	12.291.749	3,0%	10.812.039	3,0%	11.852.269	3,2%	10.420.176	3,2%
General Activities															
IDEAS	European Research Council'														
PEOPLE	Marie-Curie Actions'	31	8,6%	159	5,8%	168	5,0%	6.349.304	1,5%	5.439.783	1,5%	5.251.023	1,4%	4.341.502	1,3%
CAPACITIES	Research Infrastructures	11	3,0%	120	4,4%	136	4,0%	22.774.357	5,5%	21.250.684	5,9%	22.774.365	6,1%	21.250.692	6,6%
	Research for the benefit of SMEs	3	0,8%	21	0,8%	21	0,6%	2.249.511	0,5%	2.249.511	0,6%	2.249.511	0,6%	2.249.511	0,7%
	Regions of Knowledge	17	4,7%	165	6,0%	172	5,1%	11.984.235	2,9%	11.649.547	3,2%	10.995.211	3,0%	10.660.523	3,3%
	Research Potential	33	9,1%	72	2,6%	96	2,9%	29.316.607	7,0%	23.653.806	6,6%	27.040.107	7,3%	21.377.306	6,6%
	Science in Society	25	6,9%	218	8,0%	275	8,2%	19.376.721	4,7%	15.743.484	4,4%	18.141.907	4,9%	14.755.857	4,6%
Euratom	Coherent development of research policies														
	Activities of International Cooperation	15	4,2%	118	4,3%	217	6,4%	22.890.726	5,5%	14.094.795	3,9%	22.422.711	6,0%	13.977.744	4,3%
	Fusion Energy														
Euratom	Nuclear Fission and Radiation Protection	4	1,1%	25	0,9%	29	0,9%	6.228.893	1,5%	5.272.213	1,5%	5.978.453	1,6%	5.021.774	1,6%
	Undefined														
Total		361	100,0%	2.733	100,0%	3.365	100,0%	416.040.427	100,0%	360.678.039	100,0%	371.546.167	100,0%	322.212.314	100,0%

All Members States (ERC Scope, no General Activities (Annex IV)) - FP7 Retained Proposals : Participation by Priority Area and Funding Scheme

All Members States (ERC Scope, no General Activities (Annex IV))		FP7 Retained Proposals : Participation by Priority Area and Funding Scheme													
Priority Area		BSG, MC - Research for the benefit of specific groups/ Support for training and career development of researchers (Marie Curie)													
		Retained proposals with at least one applicant in selection		Applicants in selection		All applicants in proposals		Project cost in proposals		Project cost for all applicants in selection		Requested EC financial contribution to proposals		Requested EC financial contribution to all applicants in selection	
		No.	%	No.	%	No.	%	Euros	%	Euros	%	Euros	%	Euros	%
COOPERATION	Health														
	Food, Agriculture, and Biotechnology														
	Information and Communication Technologies														
	Nanosciences, Nanotechnologies, Materials and new Production Technologies														
	Energy														
	Environment (including Climate Change)	2	0,2%	13	0,5%	14	0,5%	2.122.381	0,9%	2.070.247	1,0%	1.666.569	1,0%	1.627.468	1,1%
	Transport (including Aeronautics)														
	Socio-economic sciences and Humanities	1	0,1%	14	0,5%	15	0,5%	1.239.870	0,6%	1.225.830	0,6%	998.102	0,6%	998.102	0,7%
	Space														
	Security														
General Activities															
IDEAS	European Research Council'														
PEOPLE	Marie-Curie Actions ²	963	88,3%	1.579	58,9%	1.780	59,4%								
CAPACITIES	Research Infrastructures														
	Research for the benefit of SMEs	125	11,5%	1.075	40,1%	1.188	39,6%	220.239.396	98,5%	196.385.173	98,3%	166.836.171	98,4%	148.763.279	98,3%
	Regions of Knowledge														
	Research Potential														
	Science in Society														
	Coherent development of research policies														
	Activities of International Cooperation														
Euratom	Fusion Energy														
	Nuclear Fission and Radiation Protection														
	Undefined														
Total		1.091	100,0%	2.681	100,0%	2.997	100,0%	223.601.647	100,0%	199.681.250	100,0%	169.500.842	100,0%	151.388.849	100,0%

All Members States (ERC Scope, no General Activities (Annex IV))		FP7 Retained Proposals : Participation by Priority Area and Funding Scheme													
Priority Area		ERC, RSFF, OTH - Support for frontier research (ERC)/ Risk sharing finance facility/ Other													
		Retained proposals with at least one applicant in selection		Applicants in selection		All applicants in proposals		Project cost in proposals		Project cost for all applicants in selection		Requested EC financial contribution to proposals		Requested EC financial contribution to all applicants in selection	
		No.	%	No.	%	No.	%	Euros	%	Euros	%	Euros	%	Euros	%
COOPERATION	Health														
	Food, Agriculture, and Biotechnology														
	Information and Communication Technologies														
	Nanosciences, Nanotechnologies, Materials and new Production Technologies														
	Energy														
	Environment (including Climate Change)														
	Transport (including Aeronautics)														
	Socio-economic sciences and Humanities														
	Space														
	Security														
General Activities															
IDEAS	European Research Council'	170	0,0%	176	0,0%	183	0,0%	241.794.157	0,0%	240.338.079	0,0%	233.303.309	0,0%	231.837.231	0,0%
PEOPLE	Marie-Curie Actions ²														
CAPACITIES	Research Infrastructures														
	Research for the benefit of SMEs														
	Regions of Knowledge														
	Research Potential														
	Science in Society														
	Coherent development of research policies														
	Activities of International Cooperation														
Euratom	Fusion Energy														
	Nuclear Fission and Radiation Protection														
	Undefined														
Total		170	0,0%	176	0,0%	183	0,0%	241.794.157	0,0%	240.338.079	0,0%	233.303.309	0,0%	231.837.231	0,0%

Reference date 25/02/2008 Report was created for 54 calls

Figures on the basis of proposals submitted in response i) to FP7 calls involving a single-stage proposal submission and evaluation procedure and ii) to the second stage of FP7 calls involving a two-stage proposal submission and evaluation procedure

1 Applicants refer to hosting organisations/institutions.

2 Applicants refer to hosting organisations/institutions. Data on project cost and requested EC financial contribution are usually not available for Marie-Curie actions.

All Members States (ERC Scope, no General Activities (Annex IV)) - FP7 Eligible Proposals : Participation by Priority Area Organisation Activity Type

All Members States (ERC Scope, no General Activities (Annex IV))			FP7 Eligible Proposals : Participation by Priority Area & Organisation Activity Type																	
Priority Area			All Activity Types																	
			Applicants in selection		of which SMEs		SME		Project cost for the applicants in selection		of which SMEs		SME		Requested EC financial contribution to applicants in selection		of which SMEs		SME	
			No.	%	No.	%	Euros	%	Euros	%	Euros	%	Euros	%	Euros	%	Euros	%		
COOPERATION	Health	13.559	16,0%	3.231	23,8%	7.896.994.492	18,8%	1.578.910.777	20,0%	5.971.270.147	18,7%	1.218.699.816	20,4%							
	Food, Agriculture, and Biotechnology	3.308	3,9%	938	28,4%	1.266.615.857	3,0%	283.759.068	22,4%	952.546.935	3,0%	216.885.226	22,8%							
	Information and Communication Technologies	15.492	18,3%	4.706	30,4%	8.807.576.284	21,0%	2.204.119.307	25,0%	6.206.051.210	19,4%	1.651.943.162	26,6%							
	Nanosciences, Nanotechnologies, Materials and new Production Technologies	3.687	4,4%	1.234	33,5%	1.904.560.098	4,5%	508.059.195	26,7%	1.355.274.145	4,2%	377.548.583	27,9%							
	Energy	4.541	5,4%	1.605	35,3%	3.248.520.014	7,8%	824.753.725	25,4%	1.494.168.188	4,7%	500.785.343	33,5%							
	Environment (including Climate Change)	5.368	6,4%	1.449	27,0%	1.808.694.031	4,3%	396.573.342	21,9%	1.359.398.775	4,3%	307.336.730	22,6%							
	Transport (including Aeronautics)	5.964	7,1%	1.928	32,3%	2.759.423.105	6,6%	746.700.116	27,1%	1.890.781.961	5,9%	559.062.799	29,6%							
	Socio-economic sciences and Humanities	3.162	3,7%	715	22,6%	676.531.662	1,6%	137.298.103	20,3%	533.869.539	1,7%	110.067.811	20,6%							
	Space	748	0,9%	189	25,3%	384.411.649	0,9%	70.785.924	18,4%	262.194.378	0,8%	53.385.410	20,4%							
	Security	2.968	3,5%	1.009	34,0%	1.353.082.371	3,2%	416.123.805	30,8%	954.454.805	3,0%	310.714.573	32,6%							
General Activities																				
IDEAS	European Research Council ¹	10.087	11,9%			9.348.500.838	22,3%			9.145.093.233	28,6%									
PEOPLE	Marie-Curie Actions ²	5.031	6,0%	702	14,0%	9.411.227	0,0%	1.968.262	20,9%	7.775.347	0,0%	1.749.747	22,5%							
CAPACITIES	Research Infrastructures	1.607	1,9%	308	19,2%	667.038.307	1,6%	116.534.345	17,5%	526.365.713	1,6%	95.991.956	18,2%							
	Research for the benefit of SMEs	5.675	6,7%	3.802	67,0%	1.066.043.324	2,5%	936.535.736	87,9%	733.340.797	2,3%	636.160.354	86,7%							
	Regions of Knowledge	823	1,0%	361	43,9%	70.481.064	0,2%	31.532.531	44,7%	64.467.176	0,2%	29.100.843	45,1%							
	Research Potential	482	0,6%	117	24,3%	207.829.279	0,5%	44.800.280	21,6%	188.790.687	0,6%	42.268.807	22,4%							
	Science in Society	1.062	1,3%	328	30,9%	99.719.330	0,2%	30.578.906	30,7%	86.799.361	0,3%	27.118.913	31,2%							
	Coherent development of research policies																			
Activities of International Cooperation	415	0,5%	110	26,5%	54.931.575	0,1%	13.724.585	25,0%	52.168.391	0,2%	13.137.481	25,2%								
Euratom	Fusion Energy																			
	Nuclear Fission and Radiation Protection	551	0,7%	86	15,6%	285.709.528	0,7%	29.491.083	10,3%	187.025.334	0,6%	20.755.485	11,1%							
	Undefined																			
Total		84.530	100,0%	22.818	27,0%	41.916.074.035	100,0%	8.372.249.090	20,0%	31.971.836.122	100,0%	6.172.713.039	19,3%							

All Members States (ERC Scope, no General Activities (Annex IV))			FP7 Eligible Proposals : Participation by Priority Area & Organisation Activity Type																	
Priority Area			Higher or secondary education (HES)																	
			Applicants in selection		of which SMEs		SME		Project cost for the applicants in selection		of which SMEs		SME		Requested EC financial contribution to applicants in selection		of which SMEs		SME	
			No.	%	No.	%	Euros	%	Euros	%	Euros	%	Euros	%	Euros	%	Euros	%		
COOPERATION	Health	7.570	25,9%	545	7,2%	4.670.829.932	35,5%	255.414.339	5,5%	3.552.845.158	38,0%	197.032.122	5,5%							
	Food, Agriculture, and Biotechnology	1.384	4,7%	115	8,3%	598.139.426	4,5%	37.993.278	6,4%	455.696.557	4,9%	29.218.936	6,4%							
	Information and Communication Technologies	5.571	19,0%	342	6,1%	3.040.910.451	23,1%	164.405.878	5,4%	2.321.657.722	24,8%	128.973.981	5,6%							
	Nanosciences, Nanotechnologies, Materials and new Production Technologies	1.118	3,8%	51	4,6%	615.374.090	4,7%	22.017.260	3,6%	468.894.394	5,0%	15.422.856	3,3%							
	Energy	1.307	4,5%	101	7,7%	1.493.260.646	11,4%	42.761.398	2,9%	420.697.112	4,5%	31.856.180	7,6%							
	Environment (including Climate Change)	2.246	7,7%	203	9,0%	826.419.677	6,3%	60.774.508	7,4%	629.096.096	6,7%	46.258.269	7,4%							
	Transport (including Aeronautics)	1.466	5,0%	128	8,7%	539.367.577	4,1%	39.837.388	7,4%	417.430.813	4,5%	30.786.913	7,4%							
	Socio-economic sciences and Humanities	2.033	6,9%	217	10,7%	463.823.110	3,5%	39.843.352	8,6%	363.846.603	3,9%	31.517.599	8,7%							
	Space	213	0,7%	22	10,3%	77.664.716	0,6%	5.892.296	7,6%	58.310.624	0,6%	4.397.563	7,5%							
	Security	745	2,5%	92	12,3%	327.755.310	2,5%	37.924.306	11,6%	248.202.150	2,7%	27.301.818	11,0%							
General Activities																				
IDEAS	European Research Council ¹																			
PEOPLE	Marie-Curie Actions ²	3.139	10,7%	195	6,2%	3.705.604	0,0%	542.118	14,6%	3.138.433	0,0%	497.619	15,9%							
CAPACITIES	Research Infrastructures	646	2,2%	43	6,7%	222.305.035	1,7%	14.555.369	6,5%	179.486.257	1,9%	10.959.353	6,1%							
	Research for the benefit of SMEs	598	2,0%	26	4,3%	19.030.234	0,1%	1.981.074	10,4%	14.850.412	0,2%	1.448.491	9,8%							
	Regions of Knowledge	181	0,6%	27	14,9%	16.635.898	0,1%	2.225.449	13,4%	14.974.595	0,2%	2.019.589	13,5%							
	Research Potential	244	0,8%	40	16,4%	96.040.443	0,7%	10.860.370	11,3%	85.005.816	0,9%	8.946.518	10,5%							
	Science in Society	519	1,8%	77	14,8%	48.729.909	0,4%	5.927.941	12,2%	42.382.892	0,5%	5.133.130	12,1%							
	Coherent development of research policies																			
Activities of International Cooperation	126	0,4%	12	9,5%	17.630.084	0,1%	1.199.930	6,8%	15.877.791	0,2%	922.547	5,8%								
Euratom	Fusion Energy																			
	Nuclear Fission and Radiation Protection	174	0,6%	8	4,6%	70.819.214	0,5%	3.720.653	5,3%	52.400.052	0,6%	3.031.310	5,8%							
	Undefined																			
Total		29.280	100,0%	2.244	7,7%	13.148.441.356	100,0%	747.876.907	5,7%	9.344.793.477	100,0%	575.724.794	6,2%							

All Members States (ERC Scope, no General Activities (Annex IV)) - FP7 Eligible Proposals : Participation by Priority Area Organisation Activity Type

All Members States (ERC Scope, no General Activities (Annex IV))		FP7 Eligible Proposals : Participation by Priority Area & Organisation Activity Type																	
Priority Area		Private for profit (excl. education) (PRC)																	
		Applicants in selection		of which SMEs		SME		Project cost for the applicants in selection		of which SMEs		SME		Requested EC financial contribution to applicants in selection		of which SMEs		SME	
		No.	%	No.	%	Euros	%	Euros	%	Euros	%	Euros	%	Euros	%	Euros	%	Euros	%
COOPERATION	Health	2.048	9,8%	1.724	84,2%	1.053.021.680	10,9%	874.797.555	83,1%	772.696.938	12,5%	672.048.475	87,0%						
	Food, Agriculture, and Biotechnology	606	2,9%	452	74,6%	174.838.325	1,8%	128.531.963	73,5%	122.340.399	2,0%	96.999.664	79,3%						
	Information and Communication Technologies	5.803	27,9%	3.170	54,6%	3.578.577.678	37,1%	1.501.816.659	42,0%	2.249.063.005	36,4%	1.116.746.939	49,7%						
	Nanosciences, Nanotechnologies, Materials and new Production Technologies	1.520	7,3%	914	60,1%	675.131.985	7,0%	351.106.830	52,0%	432.347.152	7,0%	258.762.756	59,9%						
	Energy	1.697	8,2%	1.017	59,9%	1.037.802.401	10,8%	593.115.654	57,2%	565.804.846	9,2%	334.094.661	59,0%						
	Environment (including Climate Change)	819	3,9%	637	77,8%	231.139.315	2,4%	163.236.900	70,6%	165.919.698	2,7%	126.604.071	76,3%						
	Transport (including Aeronautics)	2.537	12,2%	1.184	46,7%	1.235.024.917	12,8%	461.491.391	37,4%	766.524.379	12,4%	340.441.456	44,4%						
	Socio-economic sciences and Humanities	107	0,5%	98	91,6%	18.665.155	0,2%	17.808.150	95,4%	15.159.313	0,2%	14.528.241	95,8%						
	Space	216	1,0%	110	50,9%	126.928.585	1,3%	42.619.388	33,6%	78.124.688	1,3%	32.128.467	41,1%						
	Security	1.142	5,5%	629	55,1%	621.376.180	6,4%	273.392.873	44,0%	401.104.829	6,5%	202.287.300	50,4%						
General Activities																			
IDEAS	European Research Council ¹																		
PEOPLE	Marie-Curie Actions ²	447	2,1%	258	57,7%	375.393	0,0%	375.393	100,0%	328.847	0,0%	328.847	100,0%						
CAPACITIES	Research Infrastructures	158	0,8%	101	63,9%	63.161.905	0,7%	38.966.831	61,7%	51.621.837	0,8%	33.961.343	65,8%						
	Research for the benefit of SMEs	3.322	16,0%	3.003	90,4%	777.078.297	8,1%	752.482.174	96,8%	512.832.260	8,3%	495.985.329	96,7%						
	Regions of Knowledge	180	0,9%	155	86,1%	13.333.507	0,1%	11.667.847	87,5%	12.029.780	0,2%	10.364.120	86,2%						
	Research Potential	19	0,1%	15	78,9%	6.854.408	0,1%	5.094.411	74,3%	6.746.745	0,1%	4.996.298	74,1%						
	Science in Society	71	0,3%	62	87,3%	8.304.483	0,1%	7.496.361	90,3%	7.262.342	0,1%	6.581.961	90,6%						
	Coherent development of research policies																		
	Activities of International Cooperation	50	0,2%	38	76,0%	6.823.221	0,1%	5.430.140	79,6%	6.698.093	0,1%	5.378.514	80,3%						
Euratom	Fusion Energy																		
	Nuclear Fission and Radiation Protection	62	0,3%	32	51,6%	22.942.319	0,2%	11.168.093	48,7%	14.064.437	0,2%	7.654.874	54,4%						
	Undefined																		
Total		20.804	100,0%	13.599	65,4%	9.651.379.754	100,0%	5.240.598.813	54,3%	6.180.669.588	100,0%	3.759.893.316	60,8%						

All Members States (ERC Scope, no General Activities (Annex IV))		FP7 Eligible Proposals : Participation by Priority Area & Organisation Activity Type																	
Priority Area		Public body (excl. research and education) (PUB)																	
		Applicants in selection		of which SMEs		SME		Project cost for the applicants in selection		of which SMEs		SME		Requested EC financial contribution to applicants in selection		of which SMEs		SME	
		No.	%	No.	%	Euros	%	Euros	%	Euros	%	Euros	%	Euros	%	Euros	%	Euros	%
COOPERATION	Health	459	13,2%	133	29,0%	173.510.384	14,8%	59.248.305	34,1%	133.112.441	16,5%	44.872.873	33,7%						
	Food, Agriculture, and Biotechnology	123	3,5%	37	30,1%	25.113.607	2,1%	11.242.442	44,8%	20.644.943	2,6%	9.249.479	44,8%						
	Information and Communication Technologies	674	19,3%	182	27,0%	247.604.672	21,2%	66.794.647	27,0%	173.675.868	21,6%	47.961.062	27,6%						
	Nanosciences, Nanotechnologies, Materials and new Production Technologies	70	2,0%	15	21,4%	31.460.171	2,7%	8.215.035	26,1%	17.542.395	2,2%	6.384.945	36,4%						
	Energy	202	5,8%	69	34,2%	96.772.729	8,3%	38.978.850	40,3%	51.093.800	6,3%	24.586.056	48,1%						
	Environment (including Climate Change)	334	9,6%	92	27,5%	70.201.735	6,0%	18.665.004	26,6%	54.142.003	6,7%	14.722.203	27,2%						
	Transport (including Aeronautics)	450	12,9%	110	24,4%	322.924.607	27,6%	62.819.395	19,5%	200.201.480	24,9%	44.702.405	22,3%						
	Socio-economic sciences and Humanities	156	4,5%	31	19,9%	18.937.111	1,6%	3.920.279	20,7%	15.595.505	1,9%	3.372.695	21,6%						
	Space	69	2,0%	8	11,6%	32.745.115	2,8%	3.379.059	10,3%	21.549.113	2,7%	2.696.050	12,5%						
	Security	311	8,9%	63	20,3%	75.631.119	6,5%	25.945.546	34,3%	56.643.323	7,0%	21.335.241	37,7%						
General Activities																			
IDEAS	European Research Council ¹																		
PEOPLE	Marie-Curie Actions ²	92	2,6%	17	18,5%	1.374.628	0,1%	209.397	15,2%	991.086	0,1%	184.981	18,7%						
CAPACITIES	Research Infrastructures	124	3,6%	37	29,8%	23.253.886	2,0%	8.200.158	35,3%	18.115.670	2,3%	6.551.617	36,2%						
	Research for the benefit of SMEs	33	0,9%	18	54,5%	4.775.716	0,4%	2.867.592	60,0%	3.502.923	0,4%	2.229.870	63,7%						
	Regions of Knowledge	203	5,8%	55	27,1%	15.519.766	1,3%	4.621.315	29,8%	14.193.685	1,8%	4.413.720	31,1%						
	Research Potential	19	0,5%	3	15,8%	6.155.439	0,5%	2.599.631	42,2%	5.394.948	0,7%	2.389.631	44,3%						
	Science in Society	82	2,4%	31	37,8%	5.732.434	0,5%	2.967.632	51,8%	4.961.250	0,6%	2.599.481	52,4%						
	Coherent development of research policies																		
	Activities of International Cooperation	48	1,4%	8	16,7%	3.945.220	0,3%	928.056	23,5%	3.705.712	0,5%	823.056	22,2%						
Euratom	Fusion Energy																		
	Nuclear Fission and Radiation Protection	38	1,1%	12	31,6%	14.734.470	1,3%	2.014.666	13,7%	9.879.553	1,2%	1.315.180	13,3%						
	Undefined																		
Total		3.487	100,0%	921	26,4%	1.170.392.809	100,0%	323.617.009	27,7%	804.945.698	100,0%	240.390.545	29,9%						

All Members States (ERC Scope, no General Activities (Annex IV)) - FP7 Eligible Proposals : Participation by Priority Area Organisation Activity Type

All Members States (ERC Scope, no General Activities (Annex IV))																			
FP7 Eligible Proposals : Participation by Priority Area & Organisation Activity Type																			
Priority Area		Research organisations (REC)																	
		Applicants in selection		of which SMEs		SME		Project cost for the applicants in selection		of which SMEs		SME		Requested EC financial contribution to applicants in selection		of which SMEs		SME	
		No.	%	No.	%	Euros	%	Euros	%	Euros	%	Euros	%	Euros	%	Euros	%		
COOPERATION	Health	2.497	17,0%	294	11,8%	1.531.662.430	23,1%	136.066.437	8,9%	1.157.608.225	23,0%	107.629.580	9,3%						
	Food, Agriculture, and Biotechnology	871	5,9%	156	17,9%	371.964.803	5,6%	55.538.893	14,9%	281.682.549	5,6%	42.728.475	15,2%						
	Information and Communication Technologies	2.624	17,8%	577	22,0%	1.593.802.398	24,1%	302.368.244	19,0%	1.217.654.003	24,2%	232.134.673	19,1%						
	Nanosciences, Nanotechnologies, Materials and new Production Technologies	766	5,2%	140	18,3%	480.339.372	7,3%	75.395.517	15,7%	365.887.095	7,3%	57.775.974	15,8%						
	Energy	940	6,4%	192	20,4%	473.039.613	7,1%	67.214.634	14,2%	351.690.333	7,0%	50.343.957	14,3%						
	Environment (including Climate Change)	1.478	10,0%	273	18,5%	545.230.146	8,2%	84.416.070	15,5%	407.645.986	8,1%	65.221.105	16,0%						
	Transport (including Aeronautics)	987	6,7%	217	22,0%	474.396.140	7,2%	89.604.982	18,9%	368.499.234	7,3%	70.032.219	19,0%						
	Socio-economic sciences and Humanities	612	4,2%	246	40,2%	136.103.201	2,1%	55.076.640	40,5%	108.350.717	2,2%	44.120.342	40,7%						
	Space	192	1,3%	23	12,0%	123.863.590	1,9%	9.689.500	7,8%	88.849.502	1,8%	7.163.713	8,1%						
	Security	572	3,9%	114	19,9%	254.464.891	3,8%	37.664.412	14,8%	195.009.099	3,9%	28.644.156	14,7%						
General Activities																			
IDEAS	European Research Council ¹																		
PEOPLE	Marie-Curie Actions ⁴	999	6,8%	109	10,9%	2.389.694	0,0%	195.144	8,2%	1.980.049	0,0%	193.652	9,8%						
CAPACITIES	Research Infrastructures	588	4,0%	90	15,3%	326.650.522	4,9%	41.991.374	12,9%	248.700.894	4,9%	32.943.595	13,2%						
	Research for the benefit of SMEs	815	5,5%	151	18,5%	34.977.760	0,5%	7.534.501	21,5%	27.229.404	0,5%	6.289.259	23,1%						
	Regions of Knowledge	103	0,7%	39	37,9%	10.807.835	0,2%	4.721.116	43,7%	10.070.715	0,2%	4.661.069	46,3%						
	Research Potential	160	1,1%	41	25,6%	73.716.928	1,1%	20.145.678	27,3%	70.696.905	1,4%	19.961.683	28,2%						
	Science in Society	190	1,3%	60	31,6%	19.996.569	0,3%	5.249.441	26,3%	16.672.092	0,3%	4.675.546	28,0%						
	Coherent development of research policies																		
	Activities of International Cooperation	134	0,9%	24	17,9%	19.468.739	0,3%	2.913.776	15,0%	18.822.485	0,4%	2.760.681	14,7%						
Euratom	Fusion Energy																		
	Nuclear Fission and Radiation Protection	201	1,4%	20	10,0%	149.162.220	2,3%	9.842.935	6,6%	92.447.526	1,8%	6.604.183	7,1%						
	Undefined																		
Total		14.729	100,0%	2.766	18,8%	6.622.036.851	100,0%	1.005.629.294	15,2%	5.029.496.813	100,0%	783.883.862	15,6%						

All Members States (ERC Scope, no General Activities (Annex IV))																			
FP7 Eligible Proposals : Participation by Priority Area & Organisation Activity Type																			
Priority Area		Other (OTH)																	
		Applicants in selection		of which SMEs		SME		Project cost for the applicants in selection		of which SMEs		SME		Requested EC financial contribution to applicants in selection		of which SMEs		SME	
		No.	%	No.	%	Euros	%	Euros	%	Euros	%	Euros	%	Euros	%	Euros	%		
COOPERATION	Health	985	16,0%	535	54,3%	467.970.066	23,7%	253.384.141	54,1%	355.007.385	24,2%	197.116.766	55,5%						
	Food, Agriculture, and Biotechnology	324	5,3%	178	54,9%	96.559.696	4,9%	50.452.492	52,3%	72.182.487	4,9%	38.688.672	53,6%						
	Information and Communication Technologies	820	13,3%	435	53,0%	346.681.085	17,6%	168.733.879	48,7%	244.000.612	16,6%	126.126.507	51,7%						
	Nanosciences, Nanotechnologies, Materials and new Production Technologies	213	3,5%	114	53,5%	102.254.480	5,2%	51.324.553	50,2%	70.603.109	4,8%	39.202.052	55,5%						
	Energy	395	6,4%	226	57,2%	147.644.625	7,5%	82.683.189	56,0%	104.882.097	7,2%	59.904.489	57,1%						
	Environment (including Climate Change)	491	8,0%	244	49,7%	135.703.158	6,9%	69.480.860	51,2%	102.594.992	7,0%	54.531.082	53,2%						
	Transport (including Aeronautics)	524	8,5%	289	55,2%	187.709.864	9,5%	92.946.960	49,5%	138.126.055	9,4%	73.099.806	52,9%						
	Socio-economic sciences and Humanities	254	4,1%	123	48,4%	39.003.085	2,0%	20.649.682	52,9%	30.917.401	2,1%	16.528.934	53,5%						
	Space	58	0,9%	26	44,8%	23.209.643	1,2%	9.205.681	39,7%	15.360.451	1,0%	6.999.617	45,6%						
	Security	198	3,2%	111	56,1%	73.854.871	3,7%	41.196.668	55,8%	53.495.404	3,6%	31.146.058	58,2%						
General Activities																			
IDEAS	European Research Council ¹																		
PEOPLE	Marie-Curie Actions ⁴	354	5,8%	123	34,7%	1.565.908	0,1%	646.210	41,3%	1.336.932	0,1%	544.648	40,7%						
CAPACITIES	Research Infrastructures	91	1,5%	37	40,7%	31.666.959	1,6%	12.820.613	40,5%	28.441.055	1,9%	11.576.048	40,7%						
	Research for the benefit of SMEs	907	14,8%	604	66,6%	230.181.317	11,7%	171.670.395	74,6%	174.925.798	11,9%	130.207.405	74,4%						
	Regions of Knowledge	156	2,5%	85	54,5%	14.184.058	0,7%	8.296.804	58,5%	13.198.401	0,9%	7.642.345	57,9%						
	Research Potential	40	0,7%	18	45,0%	25.062.061	1,3%	6.100.190	24,3%	20.946.273	1,4%	5.974.677	28,5%						
	Science in Society	200	3,3%	98	49,0%	16.955.935	0,9%	8.937.531	52,7%	15.520.785	1,1%	8.128.795	52,4%						
	Coherent development of research policies																		
	Activities of International Cooperation	57	0,9%	28	49,1%	7.064.311	0,4%	3.252.683	46,0%	7.064.310	0,5%	3.252.683	46,0%						
Euratom	Fusion Energy																		
	Nuclear Fission and Radiation Protection	76	1,2%	14	18,4%	28.051.305	1,4%	2.744.736	9,8%	18.233.766	1,2%	2.149.938	11,8%						
	Undefined																		
Total		6.143	100,0%	3.288	53,5%	1.975.322.427	100,0%	1.054.527.267	53,4%	1.466.837.313	100,0%	812.820.522	55,4%						

All Members States (ERC Scope, no General Activities (Annex IV)) - FP7 Eligible Proposals : Participation by Priority Area Organisation Activity Type

All Members States (ERC Scope, no General Activities (Annex IV))		FP7 Eligible Proposals : Participation by Priority Area & Organisation Activity Type																	
Priority Area		Not Applicable (NA)																	
		Applicants in selection		of which SMEs		SME		Project cost for the applicants in selection		of which SMEs		SME		Requested EC financial contribution to applicants in selection		of which SMEs		SME	
		No.	%	No.	%	Euros	%	Euros	%	Euros	%	Euros	%	Euros	%	Euros	%		
COOPERATION	Health																		
	Food, Agriculture, and Biotechnology																		
	Information and Communication Technologies																		
	Nanosciences, Nanotechnologies, Materials and new Production Technologies																		
	Energy																		
	Environment (including Climate Change)																		
	Transport (including Aeronautics)																		
	Socio-economic sciences and Humanities																		
	Space																		
	Security																		
General Activities																			
IDEAS	European Research Council ¹	10.087	100.0%					9.348.500.838	100.0%					9.145.093.233	100.0%				
PEOPLE	Marie-Curie Actions ²																		
CAPACITIES	Research Infrastructures																		
	Research for the benefit of SMEs																		
	Regions of Knowledge																		
	Research Potential																		
	Science in Society																		
	Coherent development of research policies																		
Euratom	Activities of International Cooperation																		
	Fusion Energy																		
	Nuclear Fission and Radiation Protection																		
	Undefined																		
Total		10.087	100.0%					9.348.500.838	100.0%					9.145.093.233	100.0%				

Reference date 25/02/2008 Report was created for 54 calls

Figures on the basis of proposals submitted in response i) to FP7 calls involving a single-stage proposal submission and evaluation procedure and ii) to the second stage of FP7 calls involving a two-stage proposal submission and evaluation procedure

¹ Applicants refer to hosting organisations/institutions.

² Applicants refer to hosting organisations/institutions. Data on project cost and requested EC financial contribution are usually not available for Marie-Curie actions.

All Members States (ERC Scope, no General Activities (Annex IV)) - FP7 Retained Proposals : Participation by Priority Area Organisation Activity Type

All Members States (ERC Scope, no General Activities (Annex IV))		FP7 Retained Proposals : Participation by Priority Area & Organisation Activity Type																	
Priority Area		All Activity Types																	
		Applicants in selection		of which SMEs		SME		Project cost for the applicants in the selection		of which SMEs		SME		Requested EC financial contribution to applicants in selection		of which SMEs		SME	
		No.	%	No.	%	Euros	%	Euros	%	Euros	%	Euros	%	Euros	%	Euros	%		
COOPERATION	Health	2.778	16,3%	548	19,7%	1.488.328.969	20,7%	240.419.641	16,2%	1.113.534.286	21,5%	183.720.816	16,5%						
	Food, Agriculture, and Biotechnology	716	4,2%	138	19,3%	232.644.655	3,2%	32.645.732	14,0%	175.794.917	3,4%	25.379.317	14,4%						
	Information and Communication Technologies	2.820	16,6%	654	23,2%	1.751.445.092	24,3%	330.113.152	18,8%	1.205.265.068	23,3%	249.254.841	20,7%						
	Nanosciences, Nanotechnologies, Materials and new Production Technologies	1.488	8,8%	519	34,9%	761.519.509	10,6%	215.586.909	28,3%	543.362.169	10,5%	162.044.564	29,8%						
	Energy	705	4,1%	213	30,2%	348.499.660	4,8%	89.348.594	25,6%	221.821.455	4,3%	55.628.712	25,1%						
	Environment (including Climate Change)	771	4,5%	170	22,0%	232.467.177	3,2%	39.939.480	17,2%	175.784.746	3,4%	31.175.574	17,7%						
	Transport (including Aeronautics)	1.681	9,9%	488	29,0%	854.126.495	11,9%	193.955.290	22,7%	565.571.846	10,9%	144.162.112	25,5%						
	Socio-economic sciences and Humanities	471	2,8%	90	19,1%	99.400.995	1,4%	14.154.047	14,2%	78.430.444	1,5%	11.036.972	14,1%						
	Space	395	2,3%	96	24,3%	229.802.285	3,2%	36.873.676	16,0%	151.648.858	2,9%	26.575.677	17,5%						
	Security	469	2,8%	134	28,6%	210.092.151	2,9%	49.103.083	23,4%	146.421.065	2,8%	36.687.201	25,1%						
General Activities																			
IDEAS	European Research Council ¹	176	1,0%			240.338.079	3,3%			231.837.231	4,5%								
PEOPLE	Marie-Curie Actions ²	1.738	10,2%	207	11,9%	5.439.783	0,1%	699.448	12,9%	4.341.502	0,1%	613.264	14,1%						
CAPACITIES	Research Infrastructures	890	5,2%	144	16,2%	359.482.147	5,0%	41.776.978	11,6%	281.160.134	5,4%	32.172.627	11,4%						
	Research for the benefit of SMEs	1.096	6,4%	722	65,9%	198.634.684	2,8%	169.338.913	85,3%	151.012.790	2,9%	127.597.302	84,5%						
	Regions of Knowledge	165	1,0%	66	40,0%	11.649.547	0,2%	4.931.402	42,3%	10.660.523	0,2%	4.706.514	44,1%						
	Research Potential	72	0,4%	14	19,4%	23.653.806	0,3%	6.067.990	25,7%	21.377.306	0,4%	6.067.990	28,4%						
	Science in Society	259	1,5%	64	24,7%	20.603.415	0,3%	5.503.324	26,7%	18.547.051	0,4%	5.183.012	27,9%						
	Coherent development of research policies																		
Activities of International Cooperation	118	0,7%	16	13,6%	14.094.795	0,2%	1.468.849	10,4%	13.977.744	0,3%	1.351.849	9,7%							
Euratom	Fusion Energy																		
	Nuclear Fission and Radiation Protection	189	1,1%	25	13,2%	113.010.879	1,6%	7.398.018	6,5%	68.097.737	1,3%	5.143.495	7,6%						
	Undefined																		
Total		16.997	100,0%	4.308	25,3%	7.195.234.123	100,0%	1.479.324.526	20,6%	5.178.646.872	100,0%	1.108.501.839	21,4%						

All Members States (ERC Scope, no General Activities (Annex IV))		FP7 Retained Proposals : Participation by Priority Area & Organisation Activity Type																	
Priority Area		Higher or secondary education (HES)																	
		Applicants in selection		of which SMEs		SME		Project cost for the applicants in the selection		of which SMEs		SME		Requested EC financial contribution to applicants in selection		of which SMEs		SME	
		No.	%	No.	%	Euros	%	Euros	%	Euros	%	Euros	%	Euros	%	Euros	%		
COOPERATION	Health	1.503	24,1%	81	5,4%	855.170.153	36,5%	30.760.323	3,6%	643.410.501	36,1%	22.946.592	3,6%						
	Food, Agriculture, and Biotechnology	280	4,5%	14	5,0%	102.603.029	4,4%	3.352.362	3,3%	79.291.413	4,4%	2.708.123	3,4%						
	Information and Communication Technologies	1.045	16,8%	48	4,6%	585.421.935	25,0%	28.256.255	4,8%	440.927.944	24,7%	20.883.818	4,7%						
	Nanosciences, Nanotechnologies, Materials and new Production Technologies	424	6,8%	16	3,8%	233.722.007	10,0%	7.005.017	3,0%	179.215.288	10,0%	5.334.366	3,0%						
	Energy	176	2,8%	12	6,8%	68.959.526	2,9%	4.385.171	6,4%	52.048.592	2,9%	3.367.825	6,5%						
	Environment (including Climate Change)	270	4,3%	19	7,0%	88.915.623	3,8%	3.902.558	4,4%	67.895.250	3,8%	2.945.934	4,3%						
	Transport (including Aeronautics)	363	5,8%	29	8,0%	119.569.449	5,1%	8.029.329	6,7%	91.883.220	5,2%	6.197.638	6,7%						
	Socio-economic sciences and Humanities	303	4,9%	27	8,9%	70.932.556	3,0%	4.534.388	6,4%	55.453.419	3,1%	3.509.998	6,3%						
	Space	80	1,3%	6	7,5%	25.138.526	1,1%	1.501.684	6,0%	18.226.051	1,0%	1.071.362	5,9%						
	Security	96	1,5%	11	11,5%	41.830.754	1,8%	2.538.013	6,1%	31.992.612	1,8%	1.704.258	5,3%						
General Activities																			
IDEAS	European Research Council ¹																		
PEOPLE	Marie-Curie Actions ²	1.034	16,6%	44	4,3%	2.069.227	0,1%	136.814	6,6%	1.750.734	0,1%	112.851	6,4%						
CAPACITIES	Research Infrastructures	318	5,1%	20	6,3%	101.264.896	4,3%	3.696.146	3,6%	82.515.183	4,6%	3.097.078	3,8%						
	Research for the benefit of SMEs	106	1,7%	2	1,9%	1.714.422	0,1%	20.700	1,2%	1.774.425	0,1%	20.700	1,2%						
	Regions of Knowledge	24	0,4%	2	8,3%	1.176.754	0,1%	88.284	7,5%	985.479	0,1%	82.784	8,4%						
	Research Potential	22	0,4%	2	9,1%	10.986.199	0,5%	462.068	4,2%	10.986.199	0,6%	462.068	4,2%						
	Science in Society	113	1,8%	13	11,5%	10.947.579	0,5%	1.227.993	11,2%	9.339.473	0,5%	1.090.622	11,7%						
	Coherent development of research policies																		
Activities of International Cooperation	14	0,2%	2	14,3%	993.140	0,0%	36.395	3,7%	993.140	0,1%	36.395	3,7%							
Euratom	Fusion Energy																		
	Nuclear Fission and Radiation Protection	58	0,9%	1	1,7%	20.020.288	0,9%	75.336	0,4%	14.837.336	0,8%	57.552	0,4%						
	Undefined																		
Total		6.229	100,0%	349	5,6%	2.341.436.063	100,0%	100.008.836	4,3%	1.783.526.259	100,0%	75.629.964	4,2%						

All Members States (ERC Scope, no General Activities (Annex IV)) - FP7 Retained Proposals : Participation by Priority Area Organisation Activity Type

All Members States (ERC Scope, no General Activities (Annex IV))			FP7 Retained Proposals : Participation by Priority Area & Organisation Activity Type																	
Priority Area			Private for profit (excl. education) (PRC)																	
			Applicants in selection		of which SMEs		SME		Project cost for the applicants in the selection		of which SMEs		SME		Requested EC financial contribution to applicants in selection		of which SMEs		SME	
			No.	%	No.	%	Euros	%	Euros	%	Euros	%	Euros	%	Euros	%	Euros	%		
COOPERATION	Health		325	7,2%	266	81,8%	164.437.336	7,4%	129.794.962	78,9%	117.465.694	8,4%	98.202.030	83,6%						
	Food, Agriculture, and Biotechnology		112	2,5%	68	60,7%	27.573.118	1,2%	15.602.122	56,6%	18.191.467	1,3%	11.934.366	65,6%						
	Information and Communication Technologies		1.031	22,9%	435	42,2%	745.261.524	33,5%	217.340.908	29,2%	449.925.136	32,3%	163.883.024	36,4%						
	Nanosciences, Nanotechnologies, Materials and new Production Technologies		622	13,8%	385	61,9%	271.750.917	12,2%	149.313.360	54,9%	179.357.119	12,9%	111.051.012	61,9%						
	Energy		290	6,5%	140	48,3%	182.713.497	8,2%	69.299.076	37,9%	98.211.350	7,0%	40.051.834	40,8%						
	Environment (including Climate Change)		99	2,2%	70	70,7%	26.069.958	1,2%	16.042.189	61,5%	17.671.313	1,3%	12.319.086	69,7%						
	Transport (including Aeronautics)		754	16,8%	298	39,5%	461.412.322	20,7%	127.567.051	27,6%	276.251.166	19,8%	91.714.110	33,2%						
	Socio-economic sciences and Humanities		12	0,3%	9	75,0%	1.087.745	0,0%	856.517	78,7%	762.444	0,1%	608.527	79,8%						
	Space		114	2,5%	61	53,5%	75.760.239	3,4%	24.963.584	33,0%	45.789.762	3,3%	18.041.430	39,4%						
	Security		170	3,8%	79	46,5%	106.443.053	4,8%	38.103.887	35,8%	66.977.045	4,8%	28.382.366	42,4%						
General Activities																				
IDEAS	European Research Council ¹																			
PEOPLE	Marie-Curie Actions ⁴		174	3,9%	95	54,6%	120.862	0,0%	120.862	100,0%	115.211	0,0%	115.211	100,0%						
CAPACITIES	Research Infrastructures		62	1,4%	33	53,2%	14.536.083	0,7%	7.335.169	50,5%	11.838.654	0,8%	6.077.485	51,3%						
	Research for the benefit of SMEs		643	14,3%	576	89,6%	134.894.266	6,1%	130.489.324	96,7%	100.772.558	7,2%	97.615.199	96,9%						
	Regions of Knowledge		41	0,9%	36	87,8%	2.802.985	0,1%	2.444.090	87,2%	2.703.002	0,2%	2.344.107	86,7%						
	Research Potential		1	0,0%			196.614	0,0%			196.614	0,0%								
	Science in Society		13	0,3%	10	76,9%	925.834	0,0%	670.019	72,4%	910.194	0,1%	654.379	71,9%						
	Coherent development of research policies																			
	Activities of International Cooperation		5	0,1%	2	40,0%	294.999	0,0%	140.170	47,5%	294.999	0,0%	140.170	47,5%						
Euratom	Fusion Energy																			
	Nuclear Fission and Radiation Protection		26	0,6%	13	50,0%	9.094.272	0,4%	3.777.510	41,5%	5.835.136	0,4%	2.913.215	49,9%						
	Undefined																			
Total			4.494	100,0%	2.576	57,3%	2.225.375.624	100,0%	933.860.800	42,0%	1.393.268.864	100,0%	686.047.551	49,2%						

All Members States (ERC Scope, no General Activities (Annex IV))			FP7 Retained Proposals : Participation by Priority Area & Organisation Activity Type																	
Priority Area			Public body (excl. research and education) (PUB)																	
			Applicants in selection		of which SMEs		SME		Project cost for the applicants in the selection		of which SMEs		SME		Requested EC financial contribution to applicants in selection		of which SMEs		SME	
			No.	%	No.	%	Euros	%	Euros	%	Euros	%	Euros	%	Euros	%	Euros	%		
COOPERATION	Health		112	11,8%	29	25,9%	32.377.321	11,6%	9.931.920	30,7%	25.000.492	13,1%	7.719.354	30,9%						
	Food, Agriculture, and Biotechnology		43	4,5%	5	11,6%	4.097.207	1,5%	744.340	18,2%	3.766.270	2,0%	579.453	15,4%						
	Information and Communication Technologies		109	11,5%	23	21,1%	37.454.114	13,4%	8.012.818	21,4%	26.066.646	13,7%	5.925.953	22,7%						
	Nanosciences, Nanotechnologies, Materials and new Production Technologies		47	5,0%	5	10,6%	20.513.167	7,4%	2.897.569	14,1%	10.017.314	5,3%	2.202.322	22,0%						
	Energy		32	3,4%	7	21,9%	8.316.982	3,0%	2.626.857	31,6%	5.897.483	3,1%	2.174.271	36,9%						
	Environment (including Climate Change)		66	7,0%	12	18,2%	9.563.231	3,4%	1.547.697	16,2%	8.730.948	4,6%	1.493.422	17,1%						
	Transport (including Aeronautics)		129	13,6%	22	17,1%	95.121.660	34,1%	12.202.944	12,8%	59.280.705	31,2%	8.077.291	13,6%						
	Socio-economic sciences and Humanities		17	1,8%	4	23,5%	1.456.400	0,5%	685.421	47,1%	1.240.269	0,7%	583.308	47,0%						
	Space		56	5,9%	3	5,4%	31.008.081	11,1%	3.015.415	9,7%	20.191.957	10,6%	2.339.406	11,6%						
	Security		66	7,0%	10	15,2%	11.005.824	3,9%	607.160	5,5%	7.969.074	4,2%	579.880	7,3%						
General Activities																				
IDEAS	European Research Council ¹																			
PEOPLE	Marie-Curie Actions ⁴		48	5,1%	6	12,5%	1.231.533	0,4%	169.457	13,8%	876.891	0,5%	145.041	16,5%						
CAPACITIES	Research Infrastructures		94	9,9%	25	26,6%	15.191.542	5,4%	4.368.221	28,8%	11.166.362	5,9%	3.135.510	28,1%						
	Research for the benefit of SMEs		5	0,5%	5	100,0%	880.447	0,3%	880.447	100,0%	696.188	0,4%	696.188	100,0%						
	Regions of Knowledge		42	4,4%	7	16,7%	2.581.440	0,9%	335.556	13,0%	2.133.188	1,1%	284.322	13,3%						
	Research Potential		8	0,8%	1	12,5%	1.312.816	0,5%	1.154.240	87,9%	1.312.816	0,7%	1.154.240	87,9%						
	Science in Society		34	3,6%	5	14,7%	1.600.362	0,6%	437.103	27,3%	1.529.615	0,8%	431.332	28,2%						
	Coherent development of research policies																			
	Activities of International Cooperation		29	3,1%			2.283.757	0,8%			2.283.757	1,2%								
Euratom	Fusion Energy																			
	Nuclear Fission and Radiation Protection		10	1,1%	1	10,0%	2.907.722	1,0%	260.700	9,0%	2.008.779	1,1%	260.700	13,0%						
	Undefined																			
Total			947	100,0%	170	18,0%	278.903.606	100,0%	49.877.865	17,9%	190.168.754	100,0%	37.781.993	19,9%						

All Members States (ERC Scope, no General Activities (Annex IV)) - FP7 Retained Proposals : Participation by Priority Area Organisation Activity Type

All Members States (ERC Scope, no General Activities (Annex IV))		FP7 Retained Proposals : Participation by Priority Area & Organisation Activity Type																	
Priority Area		Research organisations (REC)																	
		Applicants in selection		of which SMEs		SME		Project cost for the applicants in the selection		of which SMEs		SME		Requested EC financial contribution to applicants in selection		of which SMEs		SME	
		No.	%	No.	%	Euros	%	Euros	%	Euros	%	Euros	%	Euros	%	Euros	%		
COOPERATION	Health	631	16,3%	73	11,6%	348.336.401	20,5%	28.301.231	8,1%	262.013.034	20,4%	22.965.328	8,8%						
	Food, Agriculture, and Biotechnology	235	6,1%	27	11,5%	88.652.546	5,2%	8.477.963	9,6%	66.941.602	5,2%	6.706.848	10,0%						
	Information and Communication Technologies	506	13,1%	86	17,0%	319.800.495	18,8%	50.779.827	15,9%	245.184.479	19,1%	38.952.142	15,9%						
	Nanosciences, Nanotechnologies, Materials and new Production Technologies	300	7,8%	60	20,0%	186.467.089	11,0%	30.451.304	16,3%	140.915.183	11,0%	23.246.460	16,5%						
	Energy	161	4,2%	31	19,3%	79.414.712	4,7%	9.215.787	11,6%	58.743.835	4,6%	7.038.990	12,0%						
	Environment (including Climate Change)	280	7,2%	48	17,1%	94.735.722	5,6%	13.812.192	14,6%	71.278.323	5,6%	10.907.312	15,3%						
	Transport (including Aeronautics)	281	7,3%	59	21,0%	125.199.548	7,4%	26.136.306	20,9%	98.509.228	7,7%	21.158.879	21,5%						
	Socio-economic sciences and Humanities	109	2,8%	36	33,0%	22.359.615	1,3%	6.450.426	28,8%	18.145.247	1,4%	5.039.921	27,8%						
	Space	113	2,9%	13	11,5%	84.929.075	5,0%	3.326.969	3,9%	59.323.972	4,6%	2.300.379	3,9%						
	Security	100	2,6%	13	13,0%	39.409.421	2,3%	2.253.549	5,7%	31.204.752	2,4%	1.846.523	5,9%						
General Activities																			
IDEAS	European Research Council ¹																		
PEOPLE	Marie-Curie Actions ⁴	377	9,7%	35	9,3%	1.437.517	0,1%	119.802	8,3%	1.164.178	0,1%	118.310	10,2%						
CAPACITIES	Research Infrastructures	367	9,5%	51	13,9%	214.887.102	12,6%	22.654.904	10,5%	162.874.308	12,7%	16.467.225	10,1%						
	Research for the benefit of SMEs	158	4,1%	24	15,2%	5.170.770	0,3%	893.471	17,3%	4.464.054	0,3%	774.972	17,4%						
	Regions of Knowledge	29	0,7%	8	27,6%	2.910.284	0,2%	940.970	32,3%	2.758.187	0,2%	917.774	33,3%						
	Research Potential	33	0,9%	9	27,3%	8.173.416	0,5%	4.118.037	50,4%	8.173.416	0,6%	4.118.037	50,4%						
	Science in Society	56	1,4%	21	37,5%	4.366.115	0,3%	1.560.233	35,7%	4.067.655	0,3%	1.437.222	35,3%						
	Coherent development of research policies Activities of International Cooperation	58	1,5%	9	15,5%	9.699.655	0,6%	1.110.116	11,4%	9.582.604	0,7%	993.116	10,4%						
Euratom	Fusion Energy																		
	Nuclear Fission and Radiation Protection	73	1,9%	5	6,8%	66.481.243	3,9%	2.737.570	4,1%	37.222.116	2,9%	1.457.527	3,9%						
	Undefined																		
Total		3.867	100,0%	608	15,7%	1.702.430.726	100,0%	213.340.657	12,5%	1.282.566.173	100,0%	166.446.965	13,0%						

All Members States (ERC Scope, no General Activities (Annex IV))		FP7 Retained Proposals : Participation by Priority Area & Organisation Activity Type																	
Priority Area		Other (OTH)																	
		Applicants in selection		of which SMEs		SME		Project cost for the applicants in the selection		of which SMEs		SME		Requested EC financial contribution to applicants in selection		of which SMEs		SME	
		No.	%	No.	%	Euros	%	Euros	%	Euros	%	Euros	%	Euros	%	Euros	%		
COOPERATION	Health	207	16,1%	99	47,8%	88.007.758	21,6%	41.631.205	47,3%	65.644.565	22,1%	31.887.512	48,6%						
	Food, Agriculture, and Biotechnology	46	3,6%	24		9.718.755	2,4%	4.468.945		7.604.165	2,6%	3.450.527	45,4%						
	Information and Communication Technologies	129	10,0%	62		63.507.024	15,6%	25.723.344		43.160.863	14,5%	19.609.904	45,4%						
	Nanosciences, Nanotechnologies, Materials and new Production Technologies	95	7,4%	53		49.066.329	12,1%	25.919.659		33.857.265	11,4%	20.210.404	59,7%						
	Energy	46	3,6%	23		9.094.943	2,2%	3.821.703		6.920.195	2,3%	2.995.792	43,3%						
	Environment (including Climate Change)	56	4,4%	21		13.182.643	3,2%	4.634.844		10.208.912	3,4%	3.509.820	34,4%						
	Transport (including Aeronautics)	154	12,0%	80		52.823.516	13,0%	20.019.660		39.647.527	13,3%	17.014.194	42,9%						
	Socio-economic sciences and Humanities	30	2,3%	14		3.564.679	0,9%	1.627.295		2.829.065	1,0%	1.295.218	45,8%						
	Space	32	2,5%	13		12.966.364	3,2%	4.066.024		8.117.116	2,7%	2.823.100	34,8%						
	Security	37	2,9%	21		11.403.099	2,8%	5.600.474		8.277.582	2,8%	4.174.174	50,4%						
General Activities																			
IDEAS	European Research Council ¹																		
PEOPLE	Marie-Curie Actions ⁴	105	8,2%	27		580.644	0,1%	152.513		434.488	0,1%	121.851	28,0%						
CAPACITIES	Research Infrastructures	49	3,8%	15		13.602.524	3,3%	3.722.538		12.765.627	4,3%	3.395.329	26,6%						
	Research for the benefit of SMEs	184	14,3%	115		55.974.779	13,8%	37.054.971		43.305.565	14,6%	28.490.243	65,8%						
	Regions of Knowledge	29	2,3%	13		2.178.084	0,5%	1.122.502		2.080.667	0,7%	1.077.527	51,8%						
	Research Potential	8	0,6%	2		2.984.761	0,7%	333.645		708.261	0,2%	333.645	47,1%						
	Science in Society	43	3,3%	15		2.763.525	0,7%	1.607.976		2.700.114	0,9%	1.569.457	58,1%						
	Coherent development of research policies Activities of International Cooperation	12	0,9%	3		823.244	0,2%	182.168		823.244	0,3%	182.168	22,1%						
Euratom	Fusion Energy																		
	Nuclear Fission and Radiation Protection	22	1,7%	5		14.507.354	3,6%	546.902		8.194.370	2,8%	454.501	5,5%						
	Undefined																		
Total		1.284	100,0%	605	47,1%	406.750.025	100,0%	182.236.368	44,8%	297.279.591	100,0%	142.595.366	48,0%						

All Members States (ERC Scope, no General Activities (Annex IV)) - FP7 Retained Proposals : Participation by Priority Area Organisation Activity Type

All Members States (ERC Scope, no General Activities (Annex IV))		FP7 Retained Proposals : Participation by Priority Area & Organisation Activity Type																	
Priority Area		Not Applicable (NA)																	
		Applicants in selection		of which SMEs		SME		Project cost for the applicants in the selection		of which SMEs		SME		Requested EC financial contribution to applicants in selection		of which SMEs		SME	
		No.	%	No.	%	Euros	%	Euros	%	Euros	%	Euros	%	Euros	%	Euros	%		
COOPERATION	Health																		
	Food, Agriculture, and Biotechnology																		
	Information and Communication Technologies																		
	Nanosciences, Nanotechnologies, Materials and new Production Technologies																		
	Energy																		
	Environment (including Climate Change)																		
	Transport (including Aeronautics)																		
	Socio-economic sciences and Humanities																		
	Space																		
	Security																		
General Activities																			
IDEAS	European Research Council ¹	176	100,0%			240.338.079	100,0%			231.837.231	100,0%								
PEOPLE	Marie-Curie Actions ²																		
CAPACITIES	Research Infrastructures																		
	Research for the benefit of SMEs																		
	Regions of Knowledge																		
	Research Potential																		
	Science in Society																		
	Coherent development of research policies																		
Activities of International Cooperation																			
Euratom	Fusion Energy																		
	Nuclear Fission and Radiation Protection																		
	Undefined																		
Total		176	100,0%			240.338.079	100,0%			231.837.231	100,0%								

Reference date 25/02/2008 Report was created for 54 calls

Figures on the basis of proposals submitted in response i) to FP7 calls involving a single-stage proposal submission and evaluation procedure and ii) to the second stage of FP7 calls involving a two-stage proposal submission and evaluation procedure

¹ Applicants refer to hosting organisations/institutions.

² Applicants refer to hosting organisations/institutions. Data on project cost and requested EC financial contribution are usually not available for Marie-Curie actions.

All Members States (ERC Scope, no General Activities (Annex IV)) - FP7 Success Rates by Priority Area and Funding Scheme

All Members States (ERC Scope, no General Activities (Annex IV))		FP7 Success Rates by Priority Area and Funding Scheme									
Priority Area		All Funding Schemes									
		Proposals with at least one applicant in selection			Applicants in selection			Requested EC financial contribution to applicants in selection			
		Eligible Proposals	Retained Proposals	Success Rates	Eligible Proposals	Retained Proposals	Success Rates	Eligible Proposals	Retained Proposals	Success Rates	
		No.	No.	%	No.	No.	%	No.	No.	%	
COOPERATION	Health	1.758	320	18,2%	13.559	2.778	20,5%	5.971.270.147	1.113.534.286	18,6%	
	Food, Agriculture, and Biotechnology	398	66	16,6%	3.308	716	21,6%	952.546.935	175.794.917	18,5%	
	Information and Communication Technologies	1.823	318	17,4%	15.492	2.820	18,2%	6.206.051.210	1.205.265.068	19,4%	
	Nanosciences, Nanotechnologies, Materials and new Production Technologies	334	120	35,9%	3.687	1.488	40,4%	1.355.274.145	543.362.169	40,1%	
	Energy	551	71	12,9%	4.541	705	15,5%	1.494.168.188	221.821.455	14,8%	
	Environment (including Climate Change)	593	74	12,5%	5.368	771	14,4%	1.359.398.775	175.784.746	12,9%	
	Transport (including Aeronautics)	534	129	24,2%	5.964	1.681	28,2%	1.890.781.961	565.571.846	29,9%	
	Socio-economic sciences and Humanities	488	65	13,3%	3.162	471	14,9%	533.869.539	78.430.444	14,7%	
	Space	65	18	27,7%	748	395	52,8%	262.194.378	151.648.858	57,8%	
	Security	322	44	13,7%	2.968	469	15,8%	954.454.805	146.421.065	15,3%	
	General Activities										
IDEAS	European Research Council ¹	8.132	170	2,1%	10.087	176	1,7%	9.145.093.233	231.837.231	2,5%	
PEOPLE	Marie-Curie Actions ²	3.086	994	32,2%	5.031	1.738	34,5%	7.775.347	4.341.502	55,8%	
CAPACITIES	Research Infrastructures	153	70	45,8%	1.607	890	55,4%	526.365.713	281.160.134	53,4%	
	Research for the benefit of SMEs	686	128	18,7%	5.675	1.096	19,3%	733.340.797	151.012.790	20,6%	
	Regions of Knowledge	92	17	18,5%	823	165	20,0%	64.467.176	10.660.523	16,5%	
	Research Potential	243	33	13,6%	482	72	14,9%	188.790.687	21.377.306	11,3%	
	Science in Society	172	31	18,0%	1.062	259	24,4%	86.799.361	18.547.051	21,4%	
		Coherent development of research policies									
		Activities of International Cooperation	98	15	15,3%	415	118	28,4%	52.168.391	13.977.744	26,8%
Euratom	Fusion Energy										
	Nuclear Fission and Radiation Protection	54	15	27,8%	551	189	34,3%	187.025.334	68.097.737	36,4%	
	Undefined										
Total		19.582	2.698	13,8%	84.530	16.997	20,1%	31.971.836.122	5.178.646.872	16,2%	

All Members States (ERC Scope, no General Activities (Annex IV))		FP7 Success Rates by Priority Area and Funding Scheme									
Priority Area		CP, CP-CSA - Collaborative Projects (including combination of CP and CSA)									
		Proposals with at least one applicant in selection			Applicants in selection			Requested EC financial contribution to applicants in selection			
		Eligible Proposals	Retained Proposals	Success Rates	Eligible Proposals	Retained Proposals	Success Rates	Eligible Proposals	Retained Proposals	Success Rates	
		No.	No.	%	No.	No.	%	No.	No.	%	
COOPERATION	Health	1.572	271	17,2%	12.482	2.434	19,5%	5.803.643.180	1.070.187.236	18,4%	
	Food, Agriculture, and Biotechnology	340	51	15,0%	2.811	534	19,0%	897.698.382	162.438.897	18,1%	
	Information and Communication Technologies	1.648	261	15,8%	14.152	2.322	16,4%	5.966.013.434	1.107.240.529	18,6%	
	Nanosciences, Nanotechnologies, Materials and new Production Technologies	304	109	35,9%	3.437	1.361	39,6%	1.310.576.101	520.958.928	39,8%	
	Energy	466	59	12,7%	3.925	587	15,0%	1.419.402.255	209.541.678	14,8%	
	Environment (including Climate Change)	491	53	10,8%	4.554	589	12,9%	1.249.475.242	152.985.712	12,2%	
	Transport (including Aeronautics)	407	82	20,1%	4.909	1.290	26,3%	1.746.294.646	510.375.983	29,2%	
	Socio-economic sciences and Humanities	438	56	12,8%	2.817	389	13,8%	498.948.433	70.533.380	14,1%	
	Space	53	15	28,3%	634	362	57,1%	249.490.365	147.709.778	59,2%	
	Security	281	32	11,4%	2.637	348	13,2%	923.606.021	136.000.889	14,7%	
	General Activities										
IDEAS	European Research Council ¹										
PEOPLE	Marie-Curie Actions ²										
CAPACITIES	Research Infrastructures	130	59	45,4%	1.443	770	53,4%	491.549.334	259.909.442	52,9%	
	Research for the benefit of SMEs										
	Regions of Knowledge										
	Research Potential										
	Science in Society	30	6	20,0%	171	41	24,0%	15.844.081	3.791.194	23,9%	
		Coherent development of research policies									
		Activities of International Cooperation									
Euratom	Fusion Energy										
	Nuclear Fission and Radiation Protection	39	11	28,2%	465	164	35,3%	173.312.665	63.075.963	36,4%	
	Undefined										
Total		6.199	1.065	17,2%	54.437	11.191	20,6%	20.745.854.139	4.414.749.609	21,3%	

All Members States (ERC Scope, no General Activities (Annex IV))		FP7 Success Rates by Priority Area and Funding Scheme								
Priority Area		NoE - Networks of Excellence								
		Proposals with at least one applicant in selection			Applicants in selection			Requested EC financial contribution to applicants in selection		
		Eligible Proposals	Retained Proposals	Success Rates	Eligible Proposals	Retained Proposals	Success Rates	Eligible Proposals	Retained Proposals	Success Rates
		No.	No.	%	No.	No.	%	No.	No.	%
COOPERATION	Health									
	Food, Agriculture, and Biotechnology	3		0,0%	39		0,0%	15.369.508		0,0%
	Information and Communication Technologies	24	11	45,8%	385	216	56,1%	118.278.267	58.458.869	49,4%
	Nanosciences, Nanotechnologies, Materials and new Production Technologies									
	Energy									
	Environment (including Climate Change)	2		0,0%	62		0,0%	13.997.714		0,0%
	Transport (including Aeronautics)	2		0,0%	36		0,0%	14.868.176		0,0%
	Socio-economic sciences and Humanities									
	Space	1		0,0%	3		0,0%	2.133.825		0,0%
	Security									
General Activities										
IDEAS	European Research Council ¹									
PEOPLE	Marie-Curie Actions ²									
CAPACITIES	Research Infrastructures									
	Research for the benefit of SMEs									
	Regions of Knowledge									
	Research Potential									
	Science in Society									
	Coherent development of research policies									
	Activities of International Cooperation									
Euratom	Fusion Energy									
	Nuclear Fission and Radiation Protection									
	Undefined									
Total		32	11	34,4%	525	216	41,1%	164.647.490	58.458.869	35,5%

All Members States (ERC Scope, no General Activities (Annex IV))		FP7 Success Rates by Priority Area and Funding Scheme								
Priority Area		CSA - Coordination and Support Action								
		Proposals with at least one applicant in selection			Applicants in selection			Requested EC financial contribution to applicants in selection		
		Eligible Proposals	Retained Proposals	Success Rates	Eligible Proposals	Retained Proposals	Success Rates	Eligible Proposals	Retained Proposals	Success Rates
		No.	No.	%	No.	No.	%	No.	No.	%
COOPERATION	Health	186	49	26,3%	1.077	344	31,9%	167.626.967	43.347.050	25,9%
	Food, Agriculture, and Biotechnology	55	15	27,3%	458	182	39,7%	39.479.045	13.356.020	33,8%
	Information and Communication Technologies	151	46	30,5%	955	282	29,5%	121.759.509	39.565.670	32,5%
	Nanosciences, Nanotechnologies, Materials and new Production Technologies	30	11	36,7%	250	127	50,8%	44.698.044	22.403.241	50,1%
	Energy	85	12	14,1%	616	118	19,2%	74.765.933	12.279.777	16,4%
	Environment (including Climate Change)	95	19	20,0%	720	169	23,5%	92.451.996	21.171.566	22,9%
	Transport (including Aeronautics)	125	47	37,6%	1.019	391	38,4%	129.619.139	55.195.863	42,6%
	Socio-economic sciences and Humanities	48	8	16,7%	320	68	21,3%	33.218.724	6.898.962	20,8%
	Space	11	3	27,3%	111	33	29,7%	10.570.188	3.939.080	37,3%
	Security	41	12	29,3%	331	121	36,6%	30.848.784	10.420.176	33,8%
General Activities										
IDEAS	European Research Council ¹									
PEOPLE	Marie-Curie Actions ²	71	31	43,7%	313	159	50,8%	7.775.347	4.341.502	55,8%
CAPACITIES	Research Infrastructures	23	11	47,8%	164	120	73,2%	34.816.379	21.250.692	61,0%
	Research for the benefit of SMEs	26	3	11,5%	148	21	14,2%	12.031.881	2.249.511	18,7%
	Regions of Knowledge	92	17	18,5%	823	165	20,0%	64.467.176	10.660.523	16,5%
	Research Potential	243	33	13,6%	482	72	14,9%	188.790.687	21.377.306	11,3%
	Science in Society	142	25	17,6%	891	218	24,5%	70.955.280	14.755.857	20,8%
	Coherent development of research policies									
	Activities of International Cooperation	98	15	15,3%	415	118	28,4%	52.168.391	13.977.744	26,8%
Euratom	Fusion Energy									
	Nuclear Fission and Radiation Protection	15	4	26,7%	86	25	29,1%	13.712.669	5.021.774	36,6%
	Undefined									
Total		1.537	361	23,5%	9.179	2.733	29,8%	1.189.756.139	322.212.314	27,1%

All Members States (ERC Scope, no General Activities (Annex IV)) - FP7 Success Rates by Priority Area and Funding Scheme

All Members States (ERC Scope, no General Activities (Annex IV))		FP7 Success Rates by Priority Area and Funding Scheme								
Priority Area		BSG, MC - Research for the benefit of specific groups/ Support for training and career development of researchers (Marie Curie)								
		Proposals with at least one applicant in selection			Applicants in selection			Requested EC financial contribution to applicants in selection		
		Eligible Proposals	Retained Proposals	Success Rates	Eligible Proposals	Retained Proposals	Success Rates	Eligible Proposals	Retained Proposals	Success Rates
		No.	No.	%	No.	No.	%	No.	No.	%
COOPERATION	Health									
	Food, Agriculture, and Biotechnology									
	Information and Communication Technologies									
	Nanosciences, Nanotechnologies, Materials and new Production Technologies									
	Energy									
	Environment (including Climate Change)	5	2	40,0%	32	13	40,6%	3.473.823	1.627.468	46,8%
	Transport (including Aeronautics)									
	Socio-economic sciences and Humanities	2	1	50,0%	25	14	56,0%	1.702.382	998.102	58,6%
	Space									
IDEAS	Security									
	General Activities									
PEOPLE	European Research Council ¹									
	Marie-Curie Actions ²	3.015	963	31,9%	4.718	1.579	33,5%			
CAPACITIES	Research Infrastructures									
	Research for the benefit of SMEs	660	125	18,9%	5.527	1.075	19,4%	721.308.916	148.763.279	20,6%
	Regions of Knowledge									
	Research Potential									
	Science in Society									
	Coherent development of research policies									
Euratom	Activities of International Cooperation									
	Fusion Energy									
	Nuclear Fission and Radiation Protection									
	Undefined									
Total		3.682	1.091	29,6%	10.302	2.681	26,0%	726.485.121	151.388.849	20,8%

All Members States (ERC Scope, no General Activities (Annex IV))		FP7 Success Rates by Priority Area and Funding Scheme								
Priority Area		ERC, RSFF, OTH - Support for frontier research (ERC)/ Risk sharing finance facility/ Other								
		Proposals with at least one applicant in selection			Applicants in selection			Requested EC financial contribution to applicants in selection		
		Eligible Proposals	Retained Proposals	Success Rates	Eligible Proposals	Retained Proposals	Success Rates	Eligible Proposals	Retained Proposals	Success Rates
		No.	No.	%	No.	No.	%	No.	No.	%
COOPERATION	Health									
	Food, Agriculture, and Biotechnology									
	Information and Communication Technologies									
	Nanosciences, Nanotechnologies, Materials and new Production Technologies									
	Energy									
	Environment (including Climate Change)									
	Transport (including Aeronautics)									
	Socio-economic sciences and Humanities									
	Space									
IDEAS	Security									
	General Activities									
PEOPLE	European Research Council ¹	8.132	170	2,1%	10.087	176	1,7%	9.145.093.233	231.837.231	2,5%
	Marie-Curie Actions ²									
CAPACITIES	Research Infrastructures									
	Research for the benefit of SMEs									
	Regions of Knowledge									
	Research Potential									
	Science in Society									
	Coherent development of research policies									
Euratom	Activities of International Cooperation									
	Fusion Energy									
	Nuclear Fission and Radiation Protection									
	Undefined									
Total		8.132	170	2,1%	10.087	176	1,7%	9.145.093.233	231.837.231	2,5%

Reference date 25/02/2008 Report was created for 54 calls

Figures on the basis of proposals submitted in response i) to FP7 calls involving a single-stage proposal submission and evaluation procedure and ii) to the second stage of FP7 calls involving a two-stage proposal submission and evaluation procedure

1 Applicants refer to hosting organisations/institutions.

2 Applicants refer to hosting organisations/institutions. Data on project cost and requested EC financial contribution are usually not available for Marie-Curie actions.

All Members States (ERC Scope, no General Activities (Annex IV)) - FP7 Success Rates by Priority Area and Organisation Activity Type

All Members States (ERC Scope, no General Activities (Annex IV))		FP7 Success Rates by Priority Area and Organisation Activity Type											
Priority Area		All Activity Types											
		Applicants in selection			Requested EC financial contribution to applicants in the selection			SMEs applicants in the selection			Requested EC financial contribution to SMEs applicants in the selection		
		Eligible Proposals	Retained Proposals	Success Rates	Eligible Proposals	Retained Proposals	Success Rates	Eligible Proposals	Retained Proposals	Success Rates	Eligible Proposals	Retained Proposals	Success Rates
		No.	No.	%	No.	No.	%	No.	No.	%	No.	No.	%
COOPERATION	Health	13.559	2.778	20,5%	5.971.270.147	1.113.534.286	18,6%	3.231	548	17,0%	1.218.699.816	183.720.816	15,1%
	Food, Agriculture, and Biotechnology	3.308	716	21,6%	952.546.935	175.794.917	18,5%	938	138	14,7%	216.885.226	25.379.317	11,7%
	Information and Communication Technologies	15.492	2.820	18,2%	6.206.051.210	1.205.265.068	19,4%	4.706	654	13,9%	1.651.943.162	249.254.841	15,1%
	Nanosciences, Nanotechnologies, Materials and new Production Technologies	3.687	1.488	40,4%	1.355.274.145	543.362.169	40,1%	1.234	519	42,1%	377.548.583	162.044.564	42,9%
	Energy	4.541	705	15,5%	1.494.168.188	221.821.455	14,8%	1.605	213	13,3%	500.785.343	55.628.712	11,1%
	Environment (including Climate Change)	5.368	771	14,4%	1.359.398.775	175.784.746	12,9%	1.449	170	11,7%	307.336.730	31.175.574	10,1%
	Transport (including Aeronautics)	5.964	1.681	28,2%	1.890.781.961	565.571.846	29,9%	1.928	488	25,3%	559.062.799	144.162.112	25,8%
	Socio-economic sciences and Humanities	3.162	471	14,9%	533.869.539	78.430.444	14,7%	715	90	12,6%	110.067.811	11.036.972	10,0%
	Space	748	395	52,8%	262.194.378	151.648.858	57,8%	189	96	50,8%	53.385.410	26.575.677	49,8%
	Security	2.968	469	15,8%	954.454.805	146.421.065	15,3%	1.009	134	13,3%	310.714.573	36.687.201	11,8%
	General Activities												
IDEAS	European Research Council ¹	10.087	176	1,7%	9.145.093.233	231.837.231	2,5%						
PEOPLE	Marie-Curie Actions ²	5.031	1.738	34,5%	7.775.347	4.341.502	55,8%	702	207	29,5%	1.749.747	613.264	35,0%
CAPACITIES	Research Infrastructures	1.607	890	55,4%	526.365.713	281.160.134	53,4%	308	144	46,8%	95.991.956	32.172.627	33,5%
	Research for the benefit of SMEs	5.675	1.096	19,3%	733.340.797	151.012.790	20,6%	3.802	722	19,0%	636.160.354	127.597.302	20,1%
	Regions of Knowledge	823	165	20,0%	64.467.176	10.660.523	16,5%	361	66	18,3%	29.100.843	4.706.514	16,2%
	Research Potential	482	72	14,9%	188.790.687	21.377.306	11,3%	117	14	12,0%	42.268.807	6.067.990	14,4%
	Science in Society	1.062	259	24,4%	86.799.361	18.547.051	21,4%	328	64	19,5%	27.118.913	5.183.012	19,1%
		Coherent development of research policies											
		Activities of International Cooperation	415	118	28,4%	52.168.391	13.977.744	26,8%	110	16	14,5%	13.137.481	1.351.849
Euratom	Fusion Energy												
	Nuclear Fission and Radiation Protection	551	189	34,3%	187.025.334	68.097.737	36,4%	86	25	29,1%	20.755.485	5.143.495	24,8%
	Undefined												
Total		84.530	16.997	20,1%	31.971.836.122	5.178.646.872	16,2%	22.818	4.308	18,9%	6.172.713.039	1.108.501.839	18,0%

All Members States (ERC Scope, no General Activities (Annex IV))		FP7 Success Rates by Priority Area and Organisation Activity Type											
Priority Area		Higher or secondary education (HES)											
		Applicants in selection			Requested EC financial contribution to applicants in the selection			SMEs applicants in the selection			Requested EC financial contribution to SMEs applicants in the selection		
		Eligible Proposals	Retained Proposals	Success Rates	Eligible Proposals	Retained Proposals	Success Rates	Eligible Proposals	Retained Proposals	Success Rates	Eligible Proposals	Retained Proposals	Success Rates
		No.	No.	%	No.	No.	%	No.	No.	%	No.	No.	%
COOPERATION	Health	7.570	1.503	19,9%	3.552.845.158	643.410.501	18,1%	545	81	14,9%	197.032.122	22.946.592	11,6%
	Food, Agriculture, and Biotechnology	1.384	280	20,2%	455.696.557	79.291.413	17,4%	115	14	12,2%	29.218.936	2.708.123	9,3%
	Information and Communication Technologies	5.571	1.045	18,8%	2.321.657.722	440.927.944	19,0%	342	48	14,0%	128.973.981	20.883.818	16,2%
	Nanosciences, Nanotechnologies, Materials and new Production Technologies	1.118	424	37,9%	468.894.394	179.215.288	38,2%	51	16	31,4%	15.422.856	5.334.366	34,6%
	Energy	1.307	176	13,5%	420.697.112	52.048.592	12,4%	101	12	11,9%	31.856.180	3.367.825	10,6%
	Environment (including Climate Change)	2.246	270	12,0%	629.096.096	67.895.250	10,8%	203	19	9,4%	46.258.269	2.945.934	6,4%
	Transport (including Aeronautics)	1.466	363	24,8%	417.430.813	91.883.220	22,0%	128	29	22,7%	30.786.913	6.197.638	20,1%
	Socio-economic sciences and Humanities	2.033	303	14,9%	363.846.603	55.453.419	15,2%	217	27	12,4%	31.517.599	3.509.998	11,1%
	Space	213	80	37,6%	58.310.624	18.226.051	31,3%	22	6	27,3%	4.397.563	1.071.362	24,4%
	Security	745	96	12,9%	248.202.150	31.992.612	12,9%	92	11	12,0%	27.301.818	1.704.258	6,2%
	General Activities												
IDEAS	European Research Council ¹												
PEOPLE	Marie-Curie Actions ²	3.139	1.034	32,9%	3.138.433	1.750.734	55,8%	195	44	22,6%	497.619	112.851	22,7%
CAPACITIES	Research Infrastructures	646	318	49,2%	179.486.257	82.515.183	46,0%	43	20	46,5%	10.959.353	3.097.078	28,3%
	Research for the benefit of SMEs	598	106	17,7%	14.850.412	1.774.425	11,9%	26	2	7,7%	1.448.491	20.700	1,4%
	Regions of Knowledge	181	24	13,3%	14.974.595	985.479	6,6%	27	2	7,4%	2.019.589	82.784	4,1%
	Research Potential	244	22	9,0%	85.005.816	10.986.199	12,9%	40	2	5,0%	8.946.518	462.068	5,2%
	Science in Society	519	113	21,8%	42.382.892	9.339.473	22,0%	77	13	16,9%	5.133.130	1.090.622	21,2%
		Coherent development of research policies											
		Activities of International Cooperation	126	14	11,1%	15.877.791	993.140	6,3%	12	2	16,7%	922.547	36.395
Euratom	Fusion Energy												
	Nuclear Fission and Radiation Protection	174	58	33,3%	52.400.052	14.837.336	28,3%	8	1	12,5%	3.031.310	57.552	1,9%
	Undefined												
Total		29.280	6.229	21,3%	9.344.793.477	1.783.526.259	19,1%	2.244	349	15,6%	575.724.794	75.629.964	13,1%

Priority Area		FP7 Success Rates by Priority Area and Organisation Activity Type											
		Private for profit (excl. education) (PRC)											
		Applicants in selection			Requested EC financial contribution to applicants in the selection			SMEs applicants in the selection			Requested EC financial contribution to SMEs applicants in the selection		
		Eligible Proposals	Retained Proposals	Success Rates	Eligible Proposals	Retained Proposals	Success Rates	Eligible Proposals	Retained Proposals	Success Rates	Eligible Proposals	Retained Proposals	Success Rates
No.	No.	%	No.	No.	%	No.	No.	%	No.	No.	%		
COOPERATION	Health	2.048	325	15,9%	772.696.938	117.465.694	15,2%	1.724	266	15,4%	672.048.475	98.202.030	14,6%
	Food, Agriculture, and Biotechnology	606	112	18,5%	122.340.399	18.191.467	14,9%	452	68	15,0%	96.999.664	11.934.366	12,3%
	Information and Communication Technologies	5.803	1.031	17,8%	2.249.063.005	449.925.136	20,0%	3.170	435	13,7%	1.116.746.939	163.883.024	14,7%
	Nanosciences, Nanotechnologies, Materials and new Production Technologies	1.520	622	40,9%	432.347.152	179.357.119	41,5%	914	385	42,1%	258.762.756	111.051.012	42,9%
	Energy	1.697	290	17,1%	565.804.846	98.211.350	17,4%	1.017	140	13,8%	334.094.661	40.051.834	12,0%
	Environment (including Climate Change)	819	99	12,1%	165.919.698	17.671.313	10,7%	637	70	11,0%	126.604.071	12.319.086	9,7%
	Transport (including Aeronautics)	2.537	754	29,7%	766.524.379	276.251.166	36,0%	1.184	298	25,2%	340.441.456	91.714.110	26,9%
	Socio-economic sciences and Humanities	107	12	11,2%	15.159.313	762.444	5,0%	98	9	9,2%	14.528.241	608.527	4,2%
	Space	216	114	52,8%	78.124.688	45.789.762	58,6%	110	61	55,5%	32.128.467	18.041.430	56,2%
	Security	1.142	170	14,9%	401.104.829	66.977.045	16,7%	629	79	12,6%	202.287.300	28.382.366	14,0%
	General Activities												
	IDEAS												
	European Research Council ¹												
PEOPLE	Marie-Curie Actions ²	447	174	38,9%	328.847	115.211	35,0%	258	95	36,8%	328.847	115.211	35,0%
CAPACITIES	Research Infrastructures	158	62	39,2%	51.621.837	11.838.654	22,9%	101	33	32,7%	33.961.343	6.077.485	17,9%
	Research for the benefit of SMEs	3.322	643	19,4%	512.832.260	100.772.558	19,7%	3.003	576	19,2%	495.985.329	97.615.199	19,7%
	Regions of Knowledge	180	41	22,8%	12.029.780	2.703.002	22,5%	155	36	23,2%	10.364.120	2.344.107	22,6%
	Research Potential	19	1	5,3%	6.746.745	196.614	2,9%	15		0,0%	4.996.298		0,0%
	Science in Society	71	13	18,3%	7.262.342	910.194	12,5%	62	10	16,1%	6.581.961	654.379	9,9%
	Coherent development of research policies												
	Activities of International Cooperation	50	5	10,0%	6.698.093	294.999	4,4%	38	2	5,3%	5.378.514	140.170	2,6%
Euratom	Fusion Energy												
	Nuclear Fission and Radiation Protection	62	26	41,9%	14.064.437	5.835.136	41,5%	32	13	40,6%	7.654.874	2.913.215	38,1%
	Undefined												
Total		20.804	4.494	21,6%	6.180.669.588	1.393.268.864	22,5%	13.599	2.576	18,9%	3.759.893.316	686.047.551	18,2%

Priority Area		FP7 Success Rates by Priority Area and Organisation Activity Type											
		Public body (excl. research and education) (PUB)											
		Applicants in selection			Requested EC financial contribution to applicants in the selection			SMEs applicants in the selection			Requested EC financial contribution to SMEs applicants in the selection		
		Eligible Proposals	Retained Proposals	Success Rates	Eligible Proposals	Retained Proposals	Success Rates	Eligible Proposals	Retained Proposals	Success Rates	Eligible Proposals	Retained Proposals	Success Rates
No.	No.	%	No.	No.	%	No.	No.	%	No.	No.	%		
COOPERATION	Health	459	112	24,4%	133.112.441	25.000.492	18,8%	133	29	21,8%	44.872.873	7.719.354	17,2%
	Food, Agriculture, and Biotechnology	123	43	35,0%	20.644.943	3.766.270	18,2%	37	5	13,5%	9.249.479	579.453	6,3%
	Information and Communication Technologies	674	109	16,2%	173.675.868	26.066.646	15,0%	182	23	12,6%	47.961.062	5.925.953	12,4%
	Nanosciences, Nanotechnologies, Materials and new Production Technologies	70	47	67,1%	17.542.395	10.017.314	57,1%	15	5	33,3%	6.384.945	2.202.322	34,5%
	Energy	202	32	15,8%	51.093.800	5.897.483	11,5%	69	7	10,1%	24.586.056	2.174.271	8,8%
	Environment (including Climate Change)	334	66	19,8%	54.142.003	8.730.948	16,1%	92	12	13,0%	14.722.203	1.493.422	10,1%
	Transport (including Aeronautics)	450	129	28,7%	200.201.480	59.280.705	29,6%	110	22	20,0%	44.702.405	8.077.291	18,1%
	Socio-economic sciences and Humanities	156	17	10,9%	15.595.505	1.240.269	8,0%	31	4	12,9%	3.372.695	583.308	17,3%
	Space	69	56	81,2%	21.549.113	20.191.957	93,7%	8	3	37,5%	2.696.050	2.339.406	86,8%
	Security	311	66	21,2%	56.643.323	7.969.074	14,1%	63	10	15,9%	21.335.241	579.880	2,7%
	General Activities												
	IDEAS												
	European Research Council ¹												
PEOPLE	Marie-Curie Actions ²	92	48	52,2%	991.086	876.891	88,5%	17	6	35,3%	184.981	145.041	78,4%
CAPACITIES	Research Infrastructures	124	94	75,8%	18.115.670	11.166.362	61,6%	37	25	67,6%	6.551.617	3.135.510	47,9%
	Research for the benefit of SMEs	33	5	15,2%	3.502.923	696.188	19,9%	18	5	27,8%	2.229.870	696.188	31,2%
	Regions of Knowledge	203	42	20,7%	14.193.685	2.133.188	15,0%	55	7	12,7%	4.413.720	284.322	6,4%
	Research Potential	19	8	42,1%	5.394.948	1.312.816	24,3%	3	1	33,3%	2.389.631	1.154.240	48,3%
	Science in Society	82	34	41,5%	4.961.250	1.529.615	30,8%	31	5	16,1%	2.599.481	431.332	16,6%
	Coherent development of research policies												
	Activities of International Cooperation	48	29	60,4%	3.705.712	2.283.757	61,6%	8		0,0%	823.056		0,0%
Euratom	Fusion Energy												
	Nuclear Fission and Radiation Protection	38	10	26,3%	9.879.553	2.008.779	20,3%	12	1	8,3%	1.315.180	260.700	19,8%
	Undefined												
Total		3.487	947	27,2%	804.945.698	190.168.754	23,6%	921	170	18,5%	240.390.545	37.781.993	15,7%

Priority Area		FP7 Success Rates by Priority Area and Organisation Activity Type												
		Research organisations (REC)												
		Applicants in selection			Requested EC financial contribution to applicants in the selection			SMEs applicants in the selection			Requested EC financial contribution to SMEs applicants in the selection			
		Eligible Proposals	Retained Proposals	Success Rates	Eligible Proposals	Retained Proposals	Success Rates	Eligible Proposals	Retained Proposals	Success Rates	Eligible Proposals	Retained Proposals	Success Rates	
No.	No.	%	No.	No.	%	No.	No.	%	No.	No.	%	No.	No.	%
COOPERATION	Health	2.497	631	25,3%	1.157.608.225	262.013.034	22,6%	294	73	24,8%	107.629.580	22.965.328	21,3%	
	Food, Agriculture, and Biotechnology	871	235	27,0%	281.682.549	66.941.602	23,8%	156	27	17,3%	42.728.475	6.706.848	15,7%	
	Information and Communication Technologies	2.624	506	19,3%	1.217.654.003	245.184.479	20,1%	577	86	14,9%	232.134.673	38.952.142	16,8%	
	Nanosciences, Nanotechnologies, Materials and new Production Technologies	766	300	39,2%	365.887.095	140.915.183	38,5%	140	60	42,9%	57.775.974	23.246.460	40,2%	
	Energy	940	161	17,1%	351.690.333	58.743.835	16,7%	192	31	16,1%	50.343.957	7.038.990	14,0%	
	Environment (including Climate Change)	1.478	280	18,9%	407.645.986	71.278.323	17,5%	273	48	17,6%	65.221.105	10.907.312	16,7%	
	Transport (including Aeronautics)	987	281	28,5%	368.499.234	98.509.228	26,7%	217	59	27,2%	70.032.219	21.158.879	30,2%	
	Socio-economic sciences and Humanities	612	109	17,8%	108.350.717	18.145.247	16,7%	246	36	14,6%	44.120.342	5.039.921	11,4%	
	Space	192	113	58,9%	88.849.502	59.323.972	66,8%	23	13	56,5%	7.163.713	2.300.379	32,1%	
	Security	572	100	17,5%	195.009.099	31.204.752	16,0%	114	13	11,4%	28.644.156	1.846.523	6,4%	
General Activities														
IDEAS	European Research Council ¹													
PEOPLE	Marie-Curie Actions ²	999	377	37,7%	1.980.049	1.164.178	58,8%	109	35	32,1%	193.652	118.310	61,1%	
CAPACITIES	Research Infrastructures	588	367	62,4%	248.700.894	162.874.308	65,5%	90	51	56,7%	32.943.595	16.467.225	50,0%	
	Research for the benefit of SMEs	815	158	19,4%	27.229.404	4.464.054	16,4%	151	24	15,9%	6.289.259	774.972	12,3%	
	Regions of Knowledge	103	29	28,2%	10.070.715	2.758.187	27,4%	39	8	20,5%	4.661.069	917.774	19,7%	
	Research Potential	160	33	20,6%	70.696.905	8.173.416	11,6%	41	9	22,0%	19.961.683	4.118.037	20,6%	
	Science in Society	190	56	29,5%	16.672.092	4.067.655	24,4%	60	21	35,0%	4.675.546	1.437.222	30,7%	
	Coherent development of research policies													
	Activities of International Cooperation	134	58	43,3%	18.822.485	9.582.604	50,9%	24	9	37,5%	2.760.681	993.116	36,0%	
Euratom	Fusion Energy													
	Nuclear Fission and Radiation Protection	201	73	36,3%	92.447.526	37.222.116	40,3%	20	5	25,0%	6.604.183	1.457.527	22,1%	
	Undefined													
Total		14.729	3.867	26,3%	5.029.496.813	1.282.566.173	25,5%	2.766	608	22,0%	783.883.862	166.446.965	21,2%	

Priority Area		FP7 Success Rates by Priority Area and Organisation Activity Type												
		Others (OTH)												
		Applicants in selection			Requested EC financial contribution to applicants in the selection			SMEs applicants in the selection			Requested EC financial contribution to SMEs applicants in the selection			
		Eligible Proposals	Retained Proposals	Success Rates	Eligible Proposals	Retained Proposals	Success Rates	Eligible Proposals	Retained Proposals	Success Rates	Eligible Proposals	Retained Proposals	Success Rates	
No.	No.	%	No.	No.	%	No.	No.	%	No.	No.	%	No.	No.	%
COOPERATION	Health	985	207	21,0%	355.007.385	65.644.565	18,5%	535	99	18,5%	197.116.766	31.887.512	16,2%	
	Food, Agriculture, and Biotechnology	324	46	14,2%	72.182.487	7.604.165	10,5%	178	24	13,5%	38.688.672	3.450.527	8,9%	
	Information and Communication Technologies	820	129	15,7%	244.000.612	43.160.863	17,7%	435	62	14,3%	126.126.507	19.609.904	15,5%	
	Nanosciences, Nanotechnologies, Materials and new Production Technologies	213	95	44,6%	70.603.109	33.857.265	48,0%	114	53	46,5%	39.202.052	20.210.404	51,6%	
	Energy	395	46	11,6%	104.882.097	6.920.195	6,6%	226	23	10,2%	59.904.489	2.995.792	5,0%	
	Environment (including Climate Change)	491	56	11,4%	102.594.992	10.208.912	10,0%	244	21	8,6%	54.531.082	3.509.820	6,4%	
	Transport (including Aeronautics)	524	154	29,4%	138.126.055	39.647.527	28,7%	289	80	27,7%	73.099.806	17.014.194	23,3%	
	Socio-economic sciences and Humanities	254	30	11,8%	30.917.401	2.829.065	9,2%	123	14	11,4%	16.528.934	1.295.218	7,8%	
	Space	58	32	55,2%	15.360.451	8.117.116	52,8%	26	13	50,0%	6.999.617	2.823.100	40,3%	
	Security	198	37	18,7%	53.495.404	8.277.582	15,5%	111	21	18,9%	31.146.058	4.174.174	13,4%	
General Activities														
IDEAS	European Research Council ¹													
PEOPLE	Marie-Curie Actions ²	354	105	29,7%	1.336.932	434.488	32,5%	123	27	22,0%	544.648	121.851	22,4%	
CAPACITIES	Research Infrastructures	91	49	53,8%	28.441.055	12.765.627	44,9%	37	15	40,5%	11.576.048	3.395.329	29,3%	
	Research for the benefit of SMEs	907	184	20,3%	174.925.798	43.305.565	24,8%	604	115	19,0%	130.207.405	28.490.243	21,9%	
	Regions of Knowledge	156	29	18,6%	13.198.401	2.080.667	15,8%	85	13	15,3%	7.642.345	1.077.527	14,1%	
	Research Potential	40	8	20,0%	20.946.273	708.261	3,4%	18	2	11,1%	5.974.677	333.645	5,6%	
	Science in Society	200	43	21,5%	15.520.785	2.700.114	17,4%	98	15	15,3%	8.128.795	1.569.457	19,3%	
	Coherent development of research policies													
	Activities of International Cooperation	57	12	21,1%	7.064.310	823.244	11,7%	28	3	10,7%	3.252.683	182.168	5,6%	
Euratom	Fusion Energy													
	Nuclear Fission and Radiation Protection	76	22	28,9%	18.233.766	8.194.370	44,9%	14	5	35,7%	2.149.938	454.501	21,1%	
	Undefined													
Total		6.143	1.284	20,9%	1.466.837.313	297.279.591	20,3%	3.288	605	18,4%	812.820.522	142.595.366	17,5%	

All Members States (ERC Scope, no General Activities (Annex IV)) - FP7 Success Rates by Priority Area and Organisation Activity Type

Priority Area		FP7 Success Rates by Priority Area and Organisation Activity Type											
		Not Applicable (NA)											
		Applicants in selection			Requested EC financial contribution to applicants in the selection			SMEs applicants in the selection			Requested EC financial contribution to SMEs applicants in the selection		
		Eligible Proposals No.	Retained Proposals No.	Success Rates %	Eligible Proposals No.	Retained Proposals No.	Success Rates %	Eligible Proposals No.	Retained Proposals No.	Success Rates %	Eligible Proposals No.	Retained Proposals No.	Success Rates %
COOPERATION	Health												
	Food, Agriculture, and Biotechnology												
	Information and Communication Technologies												
	Nanosciences, Nanotechnologies, Materials and new Production Technologies												
	Energy												
	Environment (including Climate Change)												
	Transport (including Aeronautics)												
	Socio-economic sciences and Humanities												
	Space												
	Security												
	General Activities												
IDEAS	European Research Council ¹	10.087	176	1,7%	9.145.093.233	231.837.231	2,5%						
PEOPLE	Marie-Curie Actions ²												
CAPACITIES	Research Infrastructures												
	Research for the benefit of SMEs												
	Regions of Knowledge												
	Research Potential												
	Science in Society												
	Coherent development of research policies												
Euratom	Activities of International Cooperation												
	Fusion Energy												
	Nuclear Fission and Radiation Protection												
	Undefined												
Total		10.087	176	1,7%	9.145.093.233	231.837.231	2,5%						

Reference date 25/02/2008 Report was created for 54 calls

Figures on the basis of proposals submitted in response i) to FP7 calls involving a single-stage proposal submission and evaluation procedure and ii) to the second stage of FP7 calls involving a two-stage proposal submission and evaluation procedure

1 Applicants refer to hosting organisations/institutions.

2 Applicants refer to hosting organisations/institutions. Data on project cost and requested EC financial contribution are usually not available for Marie-Curie actions.

All Candidate Countries (ERC Scope,no PEOPLE and General Activities (Annex IV)) - FP7 Eligible Proposals : Participation by Priority Area and Funding Scheme

All Candidate Countries (ERC Scope,no PEOPLE and General Activities (Annex IV))		FP7 Eligible Proposals : Participation by Priority Area and Funding Scheme													
Priority Area		All Funding Schemes													
		Eligible proposals with at least one applicant in selection		Applicants in selection		All applicants in proposals		Project cost in proposals		Project cost for all applicants in selection		Requested EC financial contribution to proposals		Requested EC financial contribution to all applicants in selection	
		No.	%	No.	%	No.	%	Euros	%	Euros	%	Euros	%	Euros	%
COOPERATION	Health	111	11,9%	147	10,8%	1.247	12,7%	575.571.345	16,6%	51.029.574	11,7%	447.473.702	17,6%	40.822.453	12,4%
	Food, Agriculture, and Biotechnology	83	8,9%	123	9,0%	976	9,9%	278.195.097	8,0%	25.349.198	5,8%	210.143.150	8,2%	19.210.547	5,8%
	Information and Communication Technologies	137	14,7%	199	14,6%	1.440	14,6%	758.487.687	21,9%	80.709.231	18,5%	529.780.695	20,8%	55.930.671	17,0%
	Nanosciences, Nanotechnologies, Materials and new Production Technologies	26	2,8%	31	2,3%	361	3,7%	149.836.397	4,3%	8.272.754	1,9%	108.986.522	4,3%	5.540.966	1,7%
	Energy	67	7,2%	102	7,5%	708	7,2%	245.180.040	7,1%	34.857.886	8,0%	172.350.909	6,8%	21.854.087	6,6%
	Environment (including Climate Change)	63	6,8%	100	7,3%	935	9,5%	284.229.985	8,2%	29.948.336	6,9%	217.271.067	8,5%	23.512.996	7,1%
	Transport (including Aeronautics)	52	5,6%	90	6,6%	813	8,3%	403.764.200	11,7%	30.737.010	7,0%	272.559.665	10,7%	19.932.655	6,0%
	Socio-economic sciences and Humanities	84	9,0%	101	7,4%	818	8,3%	135.504.307	3,9%	13.602.175	3,1%	106.922.940	4,2%	10.892.417	3,3%
	Space	5	0,5%	7	0,5%	128	1,3%	90.303.618	2,6%	1.353.981	0,3%	53.995.417	2,1%	1.015.069	0,3%
	Security	37	4,0%	78	5,7%	434	4,4%	181.090.498	5,2%	32.821.583	7,5%	131.535.629	5,2%	21.677.106	6,6%
General Activities															
IDEAS	European Research Council ¹														
PEOPLE	Marie-Curie Actions ²														
CAPACITIES	Research Infrastructures	14	1,5%	17	1,2%	231	2,3%	50.366.357	1,5%	3.679.626	0,8%	41.981.628	1,6%	3.257.729	1,0%
	Research for the benefit of SMEs	62	6,7%	93	6,8%	588	6,0%	105.800.356	3,1%	16.396.509	3,8%	80.586.181	3,2%	12.675.581	3,8%
	Regions of Knowledge	10	1,1%	29	2,1%	97	1,0%	5.752.578	0,2%	1.301.296	0,3%	4.331.703	0,2%	849.840	0,3%
	Research Potential	131	14,1%	149	10,9%	421	4,3%	136.717.870	4,0%	101.713.884	23,3%	120.738.134	4,7%	87.562.756	26,6%
	Science in Society	26	2,8%	51	3,7%	284	2,9%	17.566.374	0,5%	2.313.014	0,5%	15.354.519	0,6%	2.062.085	0,6%
	Coherent development of research policies														
Activities of International Cooperation	21	2,3%	44	3,2%	331	3,4%	29.042.037	0,8%	3.109.588	0,7%	27.985.582	1,1%	2.841.607	0,9%	
Euratom	Fusion Energy														
	Nuclear Fission and Radiation Protection	1	0,1%	1	0,1%	25	0,3%	9.645.340	0,3%			7.710.235	0,3%		
	Undefined														
Total		930	100,0%	1.362	100,0%	9.837	100,0%	3.457.054.086	100,0%	437.195.645	100,0%	2.549.707.678	100,0%	329.638.565	100,0%

All Candidate Countries (ERC Scope,no PEOPLE and General Activities (Annex IV))		FP7 Eligible Proposals : Participation by Priority Area and Funding Scheme													
Priority Area		CP, CP-CSA - Collaborative Projects (including combination of CP and CSA)													
		Eligible proposals with at least one applicant in selection		Applicants in selection		All applicants in proposals		Project cost in proposals		Project cost for all applicants in selection		Requested EC financial contribution to proposals		Requested EC financial contribution to all applicants in selection	
		No.	%	No.	%	No.	%	Euros	%	Euros	%	Euros	%	Euros	%
COOPERATION	Health	95	16,4%	128	15,2%	1.082	16,2%	559.430.860	18,7%	49.752.998	16,7%	432.446.602	20,1%	39.565.981	18,8%
	Food, Agriculture, and Biotechnology	65	11,2%	93	11,0%	699	10,4%	255.148.772	8,5%	22.730.634	7,6%	187.906.878	8,7%	16.680.227	7,9%
	Information and Communication Technologies	128	22,1%	188	22,3%	1.292	19,3%	713.367.617	23,8%	78.000.609	26,2%	500.973.756	23,2%	54.495.010	25,9%
	Nanosciences, Nanotechnologies, Materials and new Production Technologies	23	4,0%	26	3,1%	308	4,6%	144.741.142	4,8%	8.103.368	2,7%	103.891.267	4,8%	5.371.580	2,6%
	Energy	50	8,6%	73	8,7%	492	7,4%	221.533.486	7,4%	32.698.101	11,0%	149.074.519	6,9%	19.718.889	9,4%
	Environment (including Climate Change)	57	9,8%	90	10,7%	842	12,6%	274.167.688	9,1%	29.066.101	9,8%	207.204.791	9,6%	22.630.761	10,7%
	Transport (including Aeronautics)	38	6,6%	71	8,4%	647	9,7%	382.831.773	12,8%	29.281.142	9,8%	252.229.131	11,7%	18.729.279	8,9%
	Socio-economic sciences and Humanities	75	13,0%	89	10,6%	657	9,8%	123.624.376	4,1%	12.994.732	4,4%	96.963.855	4,5%	10.327.997	4,9%
	Space	3	0,5%	3	0,4%	91	1,4%	88.239.302	2,9%	1.174.648	0,4%	51.931.101	2,4%	835.736	0,4%
	Security	31	5,4%	65	7,7%	351	5,2%	176.226.249	5,9%	31.262.186	10,5%	126.696.146	5,9%	20.117.709	9,6%
General Activities															
IDEAS	European Research Council ¹														
PEOPLE	Marie-Curie Actions ²														
CAPACITIES	Research Infrastructures	12	2,1%	14	1,7%	197	2,9%	47.226.134	1,6%	2.471.036	0,8%	38.841.405	1,8%	2.049.139	1,0%
	Research for the benefit of SMEs														
	Regions of Knowledge														
	Research Potential														
	Science in Society	1	0,2%	1	0,1%	6	0,1%	762.164	0,0%	99.450	0,0%	619.090	0,0%	78.188	0,0%
	Coherent development of research policies														
Activities of International Cooperation															
Euratom	Fusion Energy														
	Nuclear Fission and Radiation Protection	1	0,2%	1	0,1%	25	0,4%	9.645.340	0,3%			7.710.235	0,4%		
	Undefined														
Total		579	100,0%	842	100,0%	6.689	100,0%	2.996.944.903	100,0%	297.635.005	100,0%	2.156.488.776	100,0%	210.600.496	100,0%

All Candidate Countries (ERC Scope,no PEOPLE and General Activities (Annex IV)) - FP7 Eligible Proposals : Participation by Priority Area and Funding Scheme

All Candidate Countries (ERC Scope,no PEOPLE and General Activities (Annex IV))		FP7 Eligible Proposals : Participation by Priority Area and Funding Scheme													
Priority Area		NoE - Networks of Excellence													
		Eligible proposals with at least one applicant in selection		Applicants in selection		All applicants in proposals		Project cost in proposals		Project cost for all applicants in selection		Requested EC financial contribution to proposals		Requested EC financial contribution to all applicants in selection	
		No.	%	No.	%	No.	%	Euros	%	Euros	%	Euros	%	Euros	%
COOPERATION	Health	1		1		21		5.907.000		223.800		5.463.360		194.080	
	Food, Agriculture, and Biotechnology		20,0%		16,7%		19,4%		12,8%		9,1%		18,5%		16,8%
	Information and Communication Technologies	4	80,0%	5	83,3%	87	80,6%	40.350.966	87,2%	2.236.819	90,9%	24.037.895	81,5%	963.858	83,2%
	Nanosciences, Nanotechnologies, Materials and new Production Technologies														
	Energy														
	Environment (including Climate Change)														
	Transport (including Aeronautics)														
	Socio-economic sciences and Humanities														
	Space														
	Security														
General Activities															
IDEAS	European Research Council ¹														
PEOPLE	Marie-Curie Actions ²														
CAPACITIES	Research Infrastructures														
	Research for the benefit of SMEs														
	Regions of Knowledge														
	Research Potential														
	Science in Society														
	Coherent development of research policies														
Activities of International Cooperation															
Euratom	Fusion Energy														
	Nuclear Fission and Radiation Protection														
	Undefined														
Total		5	100,0%	6	100,0%	108	100,0%	46.257.966	100,0%	2.460.619	100,0%	29.501.255	100,0%	1.157.938	100,0%

All Candidate Countries (ERC Scope,no PEOPLE and General Activities (Annex IV))		FP7 Eligible Proposals : Participation by Priority Area and Funding Scheme													
Priority Area		CSA - Coordination and Support Action													
		Eligible proposals with at least one applicant in selection		Applicants in selection		All applicants in proposals		Project cost in proposals		Project cost for all applicants in selection		Requested EC financial contribution to proposals		Requested EC financial contribution to all applicants in selection	
		No.	%	No.	%	No.	%	Euros	%	Euros	%	Euros	%	Euros	%
COOPERATION	Health	16	5,5%	19	4,4%	165	6,6%	16.140.485	5,2%	1.276.576	1,1%	15.027.100	5,3%	1.256.472	1,2%
	Food, Agriculture, and Biotechnology	17	5,9%	29	6,7%	256	10,3%	17.139.325	5,5%	2.394.764	2,0%	16.772.912	5,9%	2.336.240	2,2%
	Information and Communication Technologies	5	1,7%	6	1,4%	61	2,4%	4.769.104	1,5%	471.803	0,4%	4.769.044	1,7%	471.803	0,4%
	Nanosciences, Nanotechnologies, Materials and new Production Technologies	3	1,0%	5	1,2%	53	2,1%	5.095.255	1,6%	169.386	0,1%	5.095.255	1,8%	169.386	0,2%
	Energy	17	5,9%	29	6,7%	216	8,7%	23.646.554	7,6%	2.159.785	1,8%	23.276.390	8,2%	2.135.198	2,0%
	Environment (including Climate Change)	6	2,1%	10	2,3%	93	3,7%	10.062.297	3,2%	882.235	0,7%	10.066.276	3,5%	882.235	0,8%
	Transport (including Aeronautics)	14	4,8%	19	4,4%	166	6,7%	20.932.427	6,7%	1.455.868	1,2%	20.330.534	7,1%	1.203.376	1,1%
	Socio-economic sciences and Humanities	9	3,1%	12	2,8%	161	6,5%	11.879.931	3,8%	607.443	0,5%	9.959.085	3,5%	564.420	0,5%
	Space	2	0,7%	4	0,9%	37	1,5%	2.064.316	0,7%	179.333	0,1%	2.064.316	0,7%	179.333	0,2%
	Security	6	2,1%	13	3,0%	83	3,3%	4.864.249	1,6%	1.559.397	1,3%	4.839.483	1,7%	1.559.397	1,5%
General Activities															
IDEAS	European Research Council ¹														
PEOPLE	Marie-Curie Actions ²														
CAPACITIES	Research Infrastructures	2	0,7%	3	0,7%	34	1,4%	3.140.223	1,0%	1.208.590	1,0%	3.140.223	1,1%	1.208.590	1,1%
	Research for the benefit of SMEs	5	1,7%	11	2,5%	44	1,8%	2.814.553	0,9%	706.590	0,6%	1.849.629	0,6%	543.477	0,5%
	Regions of Knowledge	10	3,5%	29	6,7%	97	3,9%	5.752.578	1,9%	1.301.296	1,1%	4.331.703	1,5%	849.840	0,8%
	Research Potential	131	45,3%	149	34,5%	421	16,9%	136.717.870	44,0%	101.713.884	83,8%	120.738.134	42,4%	87.562.756	82,8%
	Science in Society	25	8,7%	50	11,6%	278	11,1%	16.804.210	5,4%	2.213.564	1,8%	14.735.429	5,2%	1.983.897	1,9%
	Coherent development of research policies														
Activities of International Cooperation	21	7,3%	44	10,2%	331	13,3%	29.042.037	9,3%	3.109.588	2,6%	27.985.582	9,8%	2.841.607	2,7%	
Euratom	Fusion Energy														
	Nuclear Fission and Radiation Protection														
	Undefined														
Total		289	100,0%	432	100,0%	2.496	100,0%	310.865.414	100,0%	121.410.102	100,0%	284.981.095	100,0%	105.748.027	100,0%

All Candidate Countries (ERC Scope,no PEOPLE and General Activities (Annex IV)) - FP7 Eligible Proposals : Participation by Priority Area and Funding Scheme

All Candidate Countries (ERC Scope,no PEOPLE and General Activities (Annex IV))		FP7 Eligible Proposals : Participation by Priority Area and Funding Scheme															
Priority Area		BSG, MC - Research for the benefit of specific groups/ Support for training and career development of researchers (Marie Curie)															
		Eligible proposals with at least one applicant in selection		Applicants in selection		All applicants in proposals		Project cost in proposals		Project cost for all applicants in selection		Requested EC financial contribution to proposals		Requested EC financial contribution to all applicants in selection			
		No.	%	No.	%	No.	%	Euros	%	Euros	%	Euros	%	Euros	%		
COOPERATION	Health																
	Food, Agriculture, and Biotechnology																
	Information and Communication Technologies																
	Nanosciences, Nanotechnologies, Materials and new Production Technologies																
	Energy																
	Environment (including Climate Change)																
	Transport (including Aeronautics)																
	Socio-economic sciences and Humanities																
	Space																
	Security																
General Activities																	
IDEAS	European Research Council ¹																
PEOPLE	Marie-Curie Actions ²																
CAPACITIES	Research Infrastructures																
	Research for the benefit of SMEs	57	100,0%	82	100,0%	544	100,0%	102.985.803	100,0%	15.689.919	100,0%	78.736.552	100,0%	12.132.104	100,0%		
	Regions of Knowledge																
	Research Potential																
	Science in Society																
	Coherent development of research policies																
Euratom	Activities of International Cooperation																
	Fusion Energy																
	Nuclear Fission and Radiation Protection																
	Undefined																
Total		57	100,0%	82	100,0%	544	100,0%	102.985.803	100,0%	15.689.919	100,0%	78.736.552	100,0%	12.132.104	100,0%		

All Candidate Countries (ERC Scope,no PEOPLE and General Activities (Annex IV))		FP7 Eligible Proposals : Participation by Priority Area and Funding Scheme															
Priority Area		ERC, RSFF, OTH - Support for frontier research (ERC)/ Risk sharing finance facility/ Other															
		Eligible proposals with at least one applicant in selection		Applicants in selection		All applicants in proposals		Project cost in proposals		Project cost for all applicants in selection		Requested EC financial contribution to proposals		Requested EC financial contribution to all applicants in selection			
		No.	%	No.	%	No.	%	Euros	%	Euros	%	Euros	%	Euros	%		
COOPERATION	Health																
	Food, Agriculture, and Biotechnology																
	Information and Communication Technologies																
	Nanosciences, Nanotechnologies, Materials and new Production Technologies																
	Energy																
	Environment (including Climate Change)																
	Transport (including Aeronautics)																
	Socio-economic sciences and Humanities																
	Space																
	Security																
General Activities																	
IDEAS	European Research Council ¹																
PEOPLE	Marie-Curie Actions ²																
CAPACITIES	Research Infrastructures																
	Research for the benefit of SMEs																
	Regions of Knowledge																
	Research Potential																
	Science in Society																
	Coherent development of research policies																
Euratom	Activities of International Cooperation																
	Fusion Energy																
	Nuclear Fission and Radiation Protection																
	Undefined																
Total			0,0%		0,0%		0,0%		0,0%		0,0%		0,0%		0,0%		

Reference date 25/02/2008 Report was created for 54 calls

Figures on the basis of proposals submitted in response i) to FP7 calls involving a single-stage proposal submission and evaluation procedure and ii) to the second stage of FP7 calls involving a two-stage proposal submission and evaluation procedure

¹ Applicants refer to hosting organisations/institutions.

² Applicants refer to hosting organisations/institutions. Data on project cost and requested EC financial contribution are usually not available for Marie-Curie actions.

All Candidate Countries (ERC Scope,no PEOPLE and General Activities (Annex IV)) - FP7 Retained Proposals : Participation by Priority Area and Funding Scheme

All Candidate Countries (ERC Scope,no PEOPLE and General Activities (Annex IV))		FP7 Retained Proposals : Participation by Priority Area and Funding Scheme													
Priority Area		All Funding Schemes													
		Retained proposals with at least one applicant in selection		Applicants in selection		All applicants in proposals		Project cost in proposals		Project cost for all applicants in selection		Requested EC financial contribution to proposals		Requested EC financial contribution to all applicants in selection	
		No.	%	No.	%	No.	%	Euros	%	Euros	%	Euros	%	Euros	%
COOPERATION	Health	8	6,3%	10	5,1%	104	5,3%	68.026.274	9,7%	2.657.456	6,0%	45.446.663	9,3%	2.081.171	6,3%
	Food, Agriculture, and Biotechnology	14	10,9%	17	8,7%	220	11,3%	44.963.212	6,4%	2.621.600	5,9%	35.045.220	7,2%	2.060.515	6,3%
	Information and Communication Technologies	12	9,4%	15	7,7%	148	7,6%	64.046.789	9,1%	5.422.835	12,3%	44.146.932	9,0%	3.968.886	12,1%
	Nanosciences, Nanotechnologies, Materials and new Production Technologies	12	9,4%	17	8,7%	194	9,9%	73.565.239	10,5%	3.389.316	7,7%	54.395.679	11,1%	2.422.069	7,4%
	Energy	5	3,9%	9	4,6%	74	3,8%	17.111.448	2,4%	848.150	1,9%	13.695.056	2,8%	619.500	1,9%
	Environment (including Climate Change)	8	6,3%	8	4,1%	130	6,6%	28.038.265	4,0%	970.790	2,2%	22.047.160	4,5%	758.825	2,3%
	Transport (including Aeronautics)	11	8,6%	20	10,2%	283	14,5%	206.912.414	29,5%	8.132.613	18,4%	131.655.309	27,0%	5.118.566	15,6%
	Socio-economic sciences and Humanities	7	5,5%	9	4,6%	87	4,5%	12.014.196	1,7%	884.427	2,0%	9.866.734	2,0%	695.947	2,1%
	Space	3	2,3%	5	2,6%	116	5,9%	86.639.699	12,4%	822.333	1,9%	51.092.641	10,5%	612.333	1,9%
	Security	6	4,7%	10	5,1%	74	3,8%	30.469.260	4,3%	5.482.499	12,4%	21.183.550	4,3%	3.265.265	9,9%
General Activities															
IDEAS	European Research Council'														
PEOPLE	Marie-Curie Actions*														
CAPACITIES	Research Infrastructures	5	3,9%	8	4,1%	104	5,3%	19.863.250	2,8%	1.047.189	2,4%	16.723.128	3,4%	903.908	2,8%
	Research for the benefit of SMEs	14	10,9%	21	10,7%	128	6,5%	23.061.999	3,3%	3.587.847	8,1%	17.436.630	3,6%	2.662.895	8,1%
	Regions of Knowledge	3	2,3%	7	3,6%	35	1,8%	1.414.530	0,2%	334.688	0,8%	1.414.530	0,3%	334.688	1,0%
	Research Potential	11	8,6%	13	6,6%	49	2,5%	9.331.725	1,3%	6.294.172	14,3%	8.795.402	1,8%	5.757.849	17,5%
	Science in Society	4	3,1%	17	8,7%	78	4,0%	3.515.349	0,5%	761.725	1,7%	3.418.324	0,7%	664.800	2,0%
	Coherent development of research policies														
Activities of International Cooperation	5	3,9%	10	5,1%	131	6,7%	12.065.189	1,7%	894.414	2,0%	12.065.188	2,5%	894.414	2,7%	
Euratom	Fusion Energy														
	Nuclear Fission and Radiation Protection														
	Undefined														
Total		128	100,0%	196	100,0%	1.955	100,0%	701.038.838	100,0%	44.152.054	100,0%	488.428.146	100,0%	32.821.631	100,0%

All Candidate Countries (ERC Scope,no PEOPLE and General Activities (Annex IV))		FP7 Retained Proposals : Participation by Priority Area and Funding Scheme													
Priority Area		CP, CP-CSA - Collaborative Projects (including combination of CP and CSA)													
		Retained proposals with at least one applicant in selection		Applicants in selection		All applicants in proposals		Project cost in proposals		Project cost for all applicants in selection		Requested EC financial contribution to proposals		Requested EC financial contribution to all applicants in selection	
		No.	%	No.	%	No.	%	Euros	%	Euros	%	Euros	%	Euros	%
COOPERATION	Health	7	10,9%	9	10,1%	98	10,0%	67.154.191	11,4%	2.587.546	8,6%	44.574.580	11,5%	2.011.261	9,8%
	Food, Agriculture, and Biotechnology	8	12,5%	9	10,1%	95	9,7%	37.671.395	6,4%	2.417.575	8,1%	27.861.184	7,2%	1.862.014	9,1%
	Information and Communication Technologies	10	15,6%	12	13,5%	82	8,4%	44.230.481	7,5%	4.860.746	16,2%	31.273.328	8,1%	3.621.361	17,7%
	Nanosciences, Nanotechnologies, Materials and new Production Technologies	10	15,6%	13	14,6%	154	15,7%	70.177.317	12,0%	3.243.300	10,8%	51.007.757	13,1%	2.276.053	11,1%
	Energy	2	3,1%	3	3,4%	26	2,7%	10.211.027	1,7%	588.343	2,0%	6.794.671	1,7%	359.693	1,8%
	Environment (including Climate Change)	6	9,4%	6	6,7%	85	8,7%	24.238.697	4,1%	866.940	2,9%	18.242.613	4,7%	654.975	3,2%
	Transport (including Aeronautics)	6	9,4%	15	16,9%	210	21,4%	193.776.600	33,0%	7.684.314	25,6%	118.700.323	30,6%	4.673.419	22,8%
	Socio-economic sciences and Humanities	5	7,8%	6	6,7%	35	3,6%	7.824.125	1,3%	713.336	2,4%	6.102.329	1,6%	551.489	2,7%
	Space	2	3,1%	2	2,2%	85	8,7%	84.639.703	14,4%	655.000	2,2%	49.092.645	12,6%	445.000	2,2%
	Security	4	6,3%	8	9,0%	39	4,0%	29.217.393	5,0%	5.391.330	18,0%	19.956.449	5,1%	3.174.096	15,5%
General Activities															
IDEAS	European Research Council'														
PEOPLE	Marie-Curie Actions*														
CAPACITIES	Research Infrastructures	4	6,3%	6	6,7%	71	7,2%	17.863.395	3,0%	978.967	3,3%	14.723.273	3,8%	835.686	4,1%
	Research for the benefit of SMEs														
	Regions of Knowledge														
	Research Potential														
	Science in Society														
	Coherent development of research policies														
Activities of International Cooperation															
Euratom	Fusion Energy														
	Nuclear Fission and Radiation Protection														
	Undefined														
Total		64	100,0%	89	100,0%	980	100,0%	587.004.324	100,0%	29.987.397	100,0%	388.329.152	100,0%	20.465.047	100,0%

All Candidate Countries (ERC Scope,no PEOPLE and General Activities (Annex IV)) - FP7 Retained Proposals : Participation by Priority Area and Funding Scheme

All Candidate Countries (ERC Scope,no PEOPLE and General Activities (Annex IV))		FP7 Retained Proposals : Participation by Priority Area and Funding Scheme														
Priority Area		NoE - Networks of Excellence														
		Retained proposals with at least one applicant in selection		Applicants in selection		All applicants in proposals		Project cost in proposals		Project cost for all applicants in selection		Requested EC financial contribution to proposals		Requested EC financial contribution to all applicants in selection		
		No.	%	No.	%	No.	%	Euros	%	Euros	%	Euros	%	Euros	%	
COOPERATION	Health															
	Food, Agriculture, and Biotechnology															
	Information and Communication Technologies	2	100,0%	3	100,0%	66	100,0%	19.816.308	100,0%	562.089	100,0%	12.873.604	100,0%	347.525	100,0%	
	Nanosciences, Nanotechnologies, Materials and new Production Technologies															
	Energy															
	Environment (including Climate Change)															
	Transport (including Aeronautics)															
	Socio-economic sciences and Humanities															
	Space															
	Security															
General Activities																
IDEAS	European Research Council'															
PEOPLE	Marie-Curie Actions'															
CAPACITIES	Research Infrastructures															
	Research for the benefit of SMEs															
	Regions of Knowledge															
	Research Potential															
	Science in Society															
	Coherent development of research policies															
Euratom	Activities of International Cooperation															
	Fusion Energy															
Undefined	Nuclear Fission and Radiation Protection															
	Undefined															
Total		2	100,0%	3	100,0%	66	100,0%	19.816.308	100,0%	562.089	100,0%	12.873.604	100,0%	347.525	100,0%	

All Candidate Countries (ERC Scope,no PEOPLE and General Activities (Annex IV))		FP7 Retained Proposals : Participation by Priority Area and Funding Scheme													
Priority Area		CSA - Coordination and Support Action													
		Retained proposals with at least one applicant in selection		Applicants in selection		All applicants in proposals		Project cost in proposals		Project cost for all applicants in selection		Requested EC financial contribution to proposals		Requested EC financial contribution to all applicants in selection	
		No.	%	No.	%	No.	%	Euros	%	Euros	%	Euros	%	Euros	%
COOPERATION	Health	1	2,1%	1	1,2%	6	0,8%	872.083	1,2%	69.910	0,7%	872.083	1,2%	69.910	0,7%
	Food, Agriculture, and Biotechnology	6	12,5%	8	9,6%	125	16,0%	7.291.817	10,2%	204.025	2,0%	7.184.036	10,3%	198.501	2,1%
	Information and Communication Technologies														
	Nanosciences, Nanotechnologies, Materials and new Production Technologies	2	4,2%	4	4,8%	40	5,1%	3.387.922	4,8%	146.016	1,5%	3.387.922	4,9%	146.016	1,6%
	Energy	3	6,3%	6	7,2%	48	6,1%	6.900.421	9,7%	259.807	2,6%	6.900.385	9,9%	259.807	2,8%
	Environment (including Climate Change)	2	4,2%	2	2,4%	45	5,8%	3.799.568	5,3%	103.850	1,0%	3.804.547	5,5%	103.850	1,1%
	Transport (including Aeronautics)	5	10,4%	5	6,0%	73	9,3%	13.135.814	18,5%	448.299	4,5%	12.954.986	18,6%	445.147	4,8%
	Socio-economic sciences and Humanities	2	4,2%	3	3,6%	52	6,7%	4.190.071	5,9%	171.091	1,7%	3.764.405	5,4%	144.458	1,5%
	Space	1	2,1%	3	3,6%	31	4,0%	1.999.996	2,8%	167.333	1,7%	1.999.996	2,9%	167.333	1,8%
	Security	2	4,2%	2	2,4%	35	4,5%	1.251.867	1,8%	91.169	0,9%	1.227.101	1,8%	91.169	1,0%
General Activities															
IDEAS	European Research Council'														
PEOPLE	Marie-Curie Actions'														
CAPACITIES	Research Infrastructures	1	2,1%	2	2,4%	33	4,2%	1.999.855	2,8%	68.222	0,7%	1.999.855	2,9%	68.222	0,7%
	Research for the benefit of SMEs														
	Regions of Knowledge	3	6,3%	7	8,4%	35	4,5%	1.414.530	2,0%	334.688	3,3%	1.414.530	2,0%	334.688	3,6%
	Research Potential	11	22,9%	13	15,7%	49	6,3%	9.331.725	13,1%	6.294.172	62,8%	8.795.402	12,6%	5.757.849	61,6%
	Science in Society	4	8,3%	17	20,5%	78	10,0%	3.515.349	4,9%	761.725	7,6%	3.418.324	4,9%	664.800	7,1%
	Coherent development of research policies														
Euratom	Activities of International Cooperation	5	10,4%	10	12,0%	131	16,8%	12.065.189	17,0%	894.414	8,9%	12.065.188	17,3%	894.414	9,6%
	Fusion Energy														
Undefined	Nuclear Fission and Radiation Protection														
	Undefined														
Total		48	100,0%	83	100,0%	781	100,0%	71.156.207	100,0%	10.014.721	100,0%	69.788.760	100,0%	9.346.164	100,0%

All Candidate Countries (ERC Scope,no PEOPLE and General Activities (Annex IV)) - FP7 Retained Proposals : Participation by Priority Area and Funding Scheme

All Candidate Countries (ERC Scope,no PEOPLE and General Activities (Annex IV))		FP7 Retained Proposals : Participation by Priority Area and Funding Scheme													
Priority Area		BSG, MC - Research for the benefit of specific groups/ Support for training and career development of researchers (Marie Curie)													
		Retained proposals with at least one applicant in selection		Applicants in selection		All applicants in proposals		Project cost in proposals		Project cost for all applicants in selection		Requested EC financial contribution to proposals		Requested EC financial contribution to all applicants in selection	
		No.	%	No.	%	No.	%	Euros	%	Euros	%	Euros	%	Euros	%
COOPERATION	Health														
	Food, Agriculture, and Biotechnology														
	Information and Communication Technologies														
	Nanosciences, Nanotechnologies, Materials and new Production Technologies														
	Energy														
	Environment (including Climate Change)														
	Transport (including Aeronautics)														
	Socio-economic sciences and Humanities														
	Space														
	Security														
General Activities															
IDEAS	European Research Council ¹														
PEOPLE	Marie-Curie Actions ²														
CAPACITIES	Research Infrastructures														
	Research for the benefit of SMEs	14	100,0%	21	100,0%	128	100,0%	23.061.999	100,0%	3.587.847	100,0%	17.436.630	100,0%	2.662.895	100,0%
	Regions of Knowledge														
	Research Potential														
	Science in Society														
	Coherent development of research policies														
	Activities of International Cooperation														
Euratom	Fusion Energy														
	Nuclear Fission and Radiation Protection														
	Undefined														
Total		14	100,0%	21	100,0%	128	100,0%	23.061.999	100,0%	3.587.847	100,0%	17.436.630	100,0%	2.662.895	100,0%

All Candidate Countries (ERC Scope,no PEOPLE and General Activities (Annex IV))		FP7 Retained Proposals : Participation by Priority Area and Funding Scheme													
Priority Area		ERC, RSFF, OTH - Support for frontier research (ERC)/ Risk sharing finance facility/ Other													
		Retained proposals with at least one applicant in selection		Applicants in selection		All applicants in proposals		Project cost in proposals		Project cost for all applicants in selection		Requested EC financial contribution to proposals		Requested EC financial contribution to all applicants in selection	
		No.	%	No.	%	No.	%	Euros	%	Euros	%	Euros	%	Euros	%
COOPERATION	Health														
	Food, Agriculture, and Biotechnology														
	Information and Communication Technologies														
	Nanosciences, Nanotechnologies, Materials and new Production Technologies														
	Energy														
	Environment (including Climate Change)														
	Transport (including Aeronautics)														
	Socio-economic sciences and Humanities														
	Space														
	Security														
General Activities															
IDEAS	European Research Council ¹														
PEOPLE	Marie-Curie Actions ²														
CAPACITIES	Research Infrastructures														
	Research for the benefit of SMEs														
	Regions of Knowledge														
	Research Potential														
	Science in Society														
	Coherent development of research policies														
	Activities of International Cooperation														
Euratom	Fusion Energy														
	Nuclear Fission and Radiation Protection														
	Undefined														
Total			0,0%		0,0%		0,0%		0,0%		0,0%		0,0%		0,0%

Reference date 25/02/2008 Report was created for 54 calls

Figures on the basis of proposals submitted in response i) to FP7 calls involving a single-stage proposal submission and evaluation procedure and ii) to the second stage of FP7 calls involving a two-stage proposal submission and evaluation procedure

¹ Applicants refer to hosting organisations/institutions.

² Applicants refer to hosting organisations/institutions. Data on project cost and requested EC financial contribution are usually not available for Marie-Curie actions.

All Candidate Countries (ERC Scope,no PEOPLE and General Activities (Annex IV)) - FP7 Eligible Proposals : Participation by Priority Area Organisation Activity Type

All Candidate Countries (ERC Scope,no PEOPLE and General Activities (Annex IV))		FP7 Eligible Proposals : Participation by Priority Area & Organisation Activity Type																	
Priority Area		All Activity Types																	
		Applicants in selection		of which SMEs		SME		Project cost for the applicants in selection		of which SMEs		SME		Requested EC financial contribution to applicants in selection		of which SMEs		SME	
		No.	%	No.	%	Euros	%	Euros	%	Euros	%	Euros	%	Euros	%	Euros	%		
COOPERATION	Health	147	10,8%	46	31,3%	51.029.574	11,7%	18.658.586	36,6%	40.822.453	12,4%	15.265.760	37,4%						
	Food, Agriculture, and Biotechnology	123	9,0%	37	30,1%	25.349.198	5,8%	6.535.393	25,8%	19.210.547	5,8%	5.158.896	26,9%						
	Information and Communication Technologies	199	14,6%	78	39,2%	80.709.231	18,5%	29.334.834	36,3%	55.930.671	17,0%	21.340.451	38,2%						
	Nanosciences, Nanotechnologies, Materials and new Production Technologies	31	2,3%	15	48,4%	8.272.754	1,9%	3.587.468	43,4%	5.540.966	1,7%	2.604.757	47,0%						
	Energy	102	7,5%	40	39,2%	34.857.886	8,0%	8.933.242	25,6%	21.854.087	6,6%	6.045.244	27,7%						
	Environment (including Climate Change)	100	7,3%	43	43,0%	29.948.336	6,9%	11.883.311	39,7%	23.512.996	7,1%	9.281.289	39,5%						
	Transport (including Aeronautics)	90	6,8%	35	38,9%	30.737.010	7,0%	7.873.996	25,6%	19.932.655	6,0%	5.657.356	28,4%						
	Socio-economic sciences and Humanities	101	7,4%	27	26,7%	13.602.175	3,1%	4.043.961	29,7%	10.892.417	3,3%	3.196.656	29,3%						
	Space	7	0,5%	2	28,6%	1.353.981	0,3%	37.531	2,8%	1.015.069	0,3%	37.531	3,7%						
	Security	78	5,7%	27	34,6%	32.821.583	7,5%	11.872.581	36,2%	21.677.106	6,6%	9.224.400	42,6%						
General Activities																			
IDEAS	European Research Council ¹																		
PEOPLE	Marie-Curie Actions ²																		
CAPACITIES	Research Infrastructures	17	1,2%	2	11,8%	3.679.626	0,8%	83.146	2,3%	3.257.729	1,0%	55.749	1,7%						
	Research for the benefit of SMEs	93	6,8%	66	71,0%	16.396.509	3,8%	14.198.393	86,6%	12.675.581	3,8%	10.907.103	86,0%						
	Regions of Knowledge	29	2,1%	14	48,3%	1.301.296	0,3%	582.467	44,8%	849.840	0,3%	510.137	60,0%						
	Research Potential	149	10,9%	34	22,8%	101.713.884	23,3%	22.022.266	21,7%	87.562.756	26,6%	20.111.101	23,0%						
	Science in Society	51	3,7%	13	25,5%	2.313.014	0,5%	471.145	20,4%	2.062.085	0,6%	471.145	22,8%						
	Coherent development of research policies																		
Activities of International Cooperation	44	3,2%	14	31,8%	3.109.588	0,7%	1.137.843	36,6%	2.841.607	0,9%	959.817	33,8%							
Euratom	Fusion Energy																		
	Nuclear Fission and Radiation Protection	1	0,1%	1	100,0%														
	Undefined																		
Total		1.362	100,0%	494	36,3%	437.195.645	100,0%	141.256.163	32,3%	329.638.565	100,0%	110.827.392	33,6%						

All Candidate Countries (ERC Scope,no PEOPLE and General Activities (Annex IV))		FP7 Eligible Proposals : Participation by Priority Area & Organisation Activity Type																	
Priority Area		Higher or secondary education (HES)																	
		Applicants in selection		of which SMEs		SME		Project cost for the applicants in selection		of which SMEs		SME		Requested EC financial contribution to applicants in selection		of which SMEs		SME	
		No.	%	No.	%	Euros	%	Euros	%	Euros	%	Euros	%	Euros	%	Euros	%		
COOPERATION	Health	93	14,1%	14	15,1%	31.059.572	15,1%	4.810.612	15,5%	24.510.892	14,9%	3.723.041	15,2%						
	Food, Agriculture, and Biotechnology	76	11,6%	9	11,8%	15.846.637	7,7%	818.158	5,2%	11.746.308	7,2%	683.821	5,8%						
	Information and Communication Technologies	77	11,7%	5	6,5%	30.947.079	15,0%	814.159	2,6%	22.762.731	13,9%	628.500	2,8%						
	Nanosciences, Nanotechnologies, Materials and new Production Technologies	8	1,2%	3	37,5%	2.207.412	1,1%	646.586	29,3%	1.676.564	1,0%	489.026	29,2%						
	Energy	40	6,1%	7	17,5%	11.634.974	5,7%	1.308.444	11,2%	7.820.993	4,8%	579.694	7,4%						
	Environment (including Climate Change)	57	8,7%	22	38,6%	16.506.710	8,0%	5.950.156	36,0%	12.837.352	7,8%	4.645.697	36,2%						
	Transport (including Aeronautics)	29	4,4%	9	31,0%	8.087.498	3,9%	2.914.882	36,0%	5.919.385	3,6%	2.022.622	34,2%						
	Socio-economic sciences and Humanities	74	11,2%	17	23,0%	10.068.976	4,9%	2.262.372	22,5%	8.013.951	4,9%	1.737.126	21,7%						
	Space	4	0,6%			1.197.577	0,6%			858.665	0,5%								
	Security	22	3,3%	4	18,2%	7.091.096	3,4%	1.460.000	20,6%	5.006.125	3,1%	904.500	18,1%						
General Activities																			
IDEAS	European Research Council ¹																		
PEOPLE	Marie-Curie Actions ²																		
CAPACITIES	Research Infrastructures	10	1,5%	2	20,0%	1.524.530	0,7%	83.146	5,5%	1.259.229	0,8%	55.749	4,4%						
	Research for the benefit of SMEs	15	2,3%	2	13,3%	916.489	0,4%	91.455	10,0%	822.800	0,5%	81.855	9,9%						
	Regions of Knowledge	5	0,8%	2	40,0%	230.679	0,1%	30.355	13,2%	55.404	0,0%								
	Research Potential	103	15,7%	23	22,3%	66.279.627	32,2%	14.547.541	21,9%	59.089.679	36,0%	12.636.371	21,4%						
	Science in Society	23	3,5%	5	21,7%	830.242	0,4%	185.537	22,3%	676.238	0,4%	185.537	27,4%						
	Coherent development of research policies																		
Activities of International Cooperation	21	3,2%	5	23,8%	1.255.818	0,6%	231.594	18,4%	1.020.837	0,6%	83.568	8,2%							
Euratom	Fusion Energy																		
	Nuclear Fission and Radiation Protection	1	0,2%	1	100,0%														
	Undefined																		
Total		658	100,0%	130	19,8%	205.684.916	100,0%	36.154.997	17,6%	164.077.153	100,0%	28.457.107	17,3%						

All Candidate Countries (ERC Scope,no PEOPLE and General Activities (Annex IV)) - FP7 Eligible Proposals : Participation by Priority Area Organisation Activity Type

All Candidate Countries (ERC Scope,no PEOPLE and General Activities (Annex IV))		FP7 Eligible Proposals : Participation by Priority Area & Organisation Activity Type																	
Priority Area		Private for profit (excl. education) (PRC)																	
		Applicants in selection		of which SMEs		SME		Project cost for the applicants in selection		of which SMEs		SME		Requested EC financial contribution to applicants in selection		of which SMEs		SME	
		No.	%	No.	%	Euros	%	Euros	%	Euros	%	Euros	%	Euros	%	Euros	%		
COOPERATION	Health	12	4,1%	10	83,3%	4.437.373	4,0%	4.313.035	97,2%	3.486.016	4,8%	3.387.398	97,2%						
	Food, Agriculture, and Biotechnology	14	4,8%	13	92,9%	2.893.576	2,6%	2.559.976	88,5%	2.381.815	3,3%	2.129.255	89,4%						
	Information and Communication Technologies	88	29,9%	59	67,0%	36.943.272	33,0%	23.967.933	64,9%	24.456.580	33,5%	17.493.496	71,5%						
	Nanosciences, Nanotechnologies, Materials and new Production Technologies	17	5,8%	11	64,7%	4.366.406	3,9%	2.666.882	61,1%	2.827.648	3,9%	1.947.731	68,9%						
	Energy	26	8,8%	22	84,6%	15.297.120	13,6%	5.426.549	35,5%	8.052.190	11,0%	3.762.235	46,7%						
	Environment (including Climate Change)	12	4,1%	10	83,3%	3.755.961	3,4%	2.719.697	72,4%	2.959.182	4,1%	2.143.853	72,4%						
	Transport (including Aeronautics)	32	10,9%	16	50,0%	13.504.950	12,0%	3.315.184	24,5%	7.643.001	10,5%	2.352.890	30,8%						
	Socio-economic sciences and Humanities	2	0,7%	2	100,0%	452.280	0,4%	452.280	100,0%	353.960	0,5%	353.960	100,0%						
	Space																		
	Security	21	7,1%	10	47,6%	15.467.950	13,8%	6.352.696	41,1%	8.531.030	11,7%	4.877.770	57,2%						
General Activities																			
IDEAS	European Research Council ¹																		
PEOPLE	Marie-Curie Actions ²																		
CAPACITIES	Research Infrastructures																		
	Research for the benefit of SMEs	52	17,7%	50	96,2%	11.072.381	9,9%	11.043.621	99,7%	8.496.680	11,6%	8.475.920	99,8%						
	Regions of Knowledge	7	2,4%	6	85,7%	311.747	0,3%	261.640	83,9%	269.772	0,4%	219.665	81,4%						
	Research Potential	6	2,0%	5	83,3%	3.445.155	3,1%	3.428.155	99,5%	3.445.155	4,7%	3.428.155	99,5%						
	Science in Society	5	1,7%	4	80,0%	158.759	0,1%	158.759	100,0%	158.759	0,2%	158.759	100,0%						
	Coherent development of research policies																		
Activities of International Cooperation																			
Euratom	Fusion Energy																		
	Nuclear Fission and Radiation Protection																		
	Undefined																		
Total		294	100,0%	218	74,1%	112.106.930	100,0%	66.666.407	59,5%	73.061.788	100,0%	50.731.087	69,4%						

All Candidate Countries (ERC Scope,no PEOPLE and General Activities (Annex IV))		FP7 Eligible Proposals : Participation by Priority Area & Organisation Activity Type																	
Priority Area		Public body (excl. research and education) (PUB)																	
		Applicants in selection		of which SMEs		SME		Project cost for the applicants in selection		of which SMEs		SME		Requested EC financial contribution to applicants in selection		of which SMEs		SME	
		No.	%	No.	%	Euros	%	Euros	%	Euros	%	Euros	%	Euros	%	Euros	%		
COOPERATION	Health	10	8,2%	3	30,0%	3.762.144	15,7%	3.200.967	85,1%	3.302.263	18,4%	2.803.486	84,9%						
	Food, Agriculture, and Biotechnology	6	4,9%	2	33,3%	709.389	3,0%	421.800	59,5%	584.165	3,2%	301.600	51,6%						
	Information and Communication Technologies	11	9,0%	5	45,5%	3.650.674	15,2%	1.221.624	33,5%	2.224.732	12,4%	831.144	37,4%						
	Nanosciences, Nanotechnologies, Materials and new Production Technologies	3	2,5%			95.016	0,4%			95.016	0,5%								
	Energy	8	6,6%	2	25,0%	1.048.532	4,4%	456.720	43,6%	846.038	4,7%	370.360	43,8%						
	Environment (including Climate Change)	14	11,5%	5	35,7%	3.496.931	14,6%	1.674.254	47,9%	2.730.961	15,2%	1.279.201	46,8%						
	Transport (including Aeronautics)	17	13,9%	5	29,4%	4.621.420	19,3%	929.170	20,1%	3.068.640	17,1%	752.166	24,5%						
	Socio-economic sciences and Humanities	4	3,3%	1	25,0%	733.111	3,1%	397.520	54,2%	660.346	3,7%	380.560	57,6%						
	Space	1	0,8%	1	100,0%	25.531	0,1%	25.531	100,0%	25.531	0,1%	25.531	100,0%						
	Security	18	14,8%	5	27,8%	4.204.780	17,6%	1.388.780	33,0%	3.171.965	17,6%	1.099.105	34,7%						
General Activities																			
IDEAS	European Research Council ¹																		
PEOPLE	Marie-Curie Actions ²																		
CAPACITIES	Research Infrastructures	2	1,6%			438.289	1,8%			345.049	1,9%								
	Research for the benefit of SMEs	4	3,3%			153.483	0,6%			84.247	0,5%								
	Regions of Knowledge	11	9,0%	4	36,4%	642.240	2,7%	288.867	45,0%	480.045	2,7%	288.867	60,2%						
	Research Potential	3	2,5%			54.433	0,2%			54.433	0,3%								
	Science in Society	4	3,3%			69.980	0,3%			69.980	0,4%								
	Coherent development of research policies																		
Activities of International Cooperation	6	4,9%	3	50,0%	247.320	1,0%	144.830	58,6%	247.320	1,4%	144.830	58,6%							
Euratom	Fusion Energy																		
	Nuclear Fission and Radiation Protection																		
	Undefined																		
Total		122	100,0%	36	29,5%	23.953.273	100,0%	10.150.063	42,4%	17.990.731	100,0%	8.276.850	46,0%						

All Candidate Countries (ERC Scope,no PEOPLE and General Activities (Annex IV)) - FP7 Eligible Proposals : Participation by Priority Area Organisation Activity Type

All Candidate Countries (ERC Scope,no PEOPLE and General Activities (Annex IV))													FP7 Eligible Proposals : Participation by Priority Area & Organisation Activity Type												
Priority Area		Research organisations (REC)																							
		Applicants in selection		of which SMEs		SME		Project cost for the applicants in selection		of which SMEs		SME		Requested EC financial contribution to applicants in selection		of which SMEs		SME							
		No.	%	No.	%	Euros	%	Euros	%	Euros	%	Euros	%	Euros	%	Euros	%								
COOPERATION	Health	17	10,0%	9	52,9%	4.344.330	6,8%	2.914.942	67,1%	3.855.280	7,6%	2.707.456	70,2%												
	Food, Agriculture, and Biotechnology	21	12,4%	9	42,9%	4.578.416	7,2%	1.556.059	34,0%	3.467.179	6,8%	1.146.520	33,1%												
	Information and Communication Technologies	10	5,9%	1	10,0%	4.628.712	7,3%	625.024	13,5%	3.566.577	7,0%	469.660	13,2%												
	Nanosciences, Nanotechnologies, Materials and new Production Technologies																								
	Energy	20	11,8%	5	25,0%	5.783.858	9,1%	1.022.899	17,7%	4.296.077	8,4%	789.177	18,4%												
	Environment (including Climate Change)	12	7,1%	5	41,7%	3.786.634	5,9%	1.297.604	34,3%	3.029.796	6,0%	1.029.338	34,0%												
	Transport (including Aeronautics)	6	3,5%			3.757.232	5,9%			2.720.801	5,3%														
	Socio-economic sciences and Humanities	15	8,8%	4	26,7%	1.747.890	2,7%	560.116	32,0%	1.371.487	2,7%	428.537	31,2%												
	Space	2	1,2%	1	50,0%	130.873	0,2%	12.000	9,2%	130.873	0,3%	12.000	9,2%												
	Security	9	5,3%	2	22,2%	3.061.877	4,8%	153.225	5,0%	2.410.986	4,7%	145.025	6,0%												
General Activities																									
IDEAS	European Research Council ¹																								
PEOPLE	Marie-Curie Actions ⁴																								
CAPACITIES	Research Infrastructures	5	2,9%			1.716.807	2,7%			1.653.451	3,3%														
	Research for the benefit of SMEs	5	2,9%	1	20,0%	157.555	0,2%	8.876	5,6%	113.399	0,2%	8.876	7,8%												
	Regions of Knowledge	1	0,6%			8.620	0,0%			8.620	0,0%														
	Research Potential	31	18,2%	4	12,9%	28.764.082	45,2%	2.820.551	9,8%	23.011.056	45,2%	2.820.556	12,3%												
	Science in Society	5	2,9%	2	40,0%	258.094	0,4%	97.645	37,8%	258.094	0,5%	97.645	37,8%												
	Coherent development of research policies																								
Activities of International Cooperation	11	6,5%	2	18,2%	981.618	1,5%	192.462	19,6%	978.618	1,9%	192.462	19,7%													
Euratom	Fusion Energy																								
	Nuclear Fission and Radiation Protection																								
	Undefined																								
Total		170	100,0%	45	26,5%	63.706.598	100,0%	11.261.403	17,7%	50.872.294	100,0%	9.847.252	19,4%												

All Candidate Countries (ERC Scope,no PEOPLE and General Activities (Annex IV))													FP7 Eligible Proposals : Participation by Priority Area & Organisation Activity Type												
Priority Area		Other (OTH)																							
		Applicants in selection		of which SMEs		SME		Project cost for the applicants in selection		of which SMEs		SME		Requested EC financial contribution to applicants in selection		of which SMEs		SME							
		No.	%	No.	%	Euros	%	Euros	%	Euros	%	Euros	%	Euros	%	Euros	%								
COOPERATION	Health	15	12,7%	10	66,7%	7.426.155	23,4%	3.419.030	46,0%	5.668.002	24,0%	2.644.379	46,7%												
	Food, Agriculture, and Biotechnology	6	5,1%	4	66,7%	1.321.180	4,2%	1.179.400	89,3%	1.031.080	4,4%	897.700	87,1%												
	Information and Communication Technologies	13	11,0%	8	61,5%	4.539.494	14,3%	2.706.094	59,6%	2.920.051	12,4%	1.917.651	65,7%												
	Nanosciences, Nanotechnologies, Materials and new Production Technologies	3	2,5%	1	33,3%	1.603.920	5,1%	274.000	17,1%	941.738	4,0%	168.000	17,8%												
	Energy	8	6,8%	4	50,0%	1.093.402	3,4%	718.630	65,7%	838.789	3,5%	543.778	64,8%												
	Environment (including Climate Change)	5	4,2%	1	20,0%	2.402.100	7,6%	241.600	10,1%	1.955.705	8,3%	183.200	9,4%												
	Transport (including Aeronautics)	6	5,1%	5	83,3%	765.910	2,4%	714.760	93,3%	580.828	2,5%	529.678	91,2%												
	Socio-economic sciences and Humanities	6	5,1%	3	50,0%	599.918	1,9%	371.673	62,0%	492.673	2,1%	296.473	60,2%												
	Space																								
	Security	8	6,8%	6	75,0%	2.995.880	9,4%	2.517.880	84,0%	2.557.000	10,8%	2.198.000	86,0%												
General Activities																									
IDEAS	European Research Council ¹																								
PEOPLE	Marie-Curie Actions ⁴																								
CAPACITIES	Research Infrastructures																								
	Research for the benefit of SMEs	17	14,4%	13	76,5%	4.096.601	12,9%	3.054.441	74,6%	3.158.455	13,4%	2.340.452	74,1%												
	Regions of Knowledge	5	4,2%	2	40,0%	108.010	0,3%	1.605	1,5%	35.999	0,2%	1.605	4,5%												
	Research Potential	6	5,1%	2	33,3%	3.170.587	10,0%	1.226.019	38,7%	1.962.433	8,3%	1.226.019	62,5%												
	Science in Society	14	11,9%	2	14,3%	995.939	3,1%	29.204	2,9%	899.014	3,8%	29.204	3,2%												
	Coherent development of research policies																								
Activities of International Cooperation	6	5,1%	4	66,7%	624.832	2,0%	568.957	91,1%	594.832	2,5%	538.957	90,6%													
Euratom	Fusion Energy																								
	Nuclear Fission and Radiation Protection																								
	Undefined																								
Total		118	100,0%	65	55,1%	31.743.928	100,0%	17.023.293	53,6%	23.636.599	100,0%	13.515.096	57,2%												

All Candidate Countries (ERC Scope,no PEOPLE and General Activities (Annex IV)) - FP7 Eligible Proposals : Participation by Priority Area Organisation Activity Type

All Candidate Countries (ERC Scope,no PEOPLE and General Activities (Annex IV))		FP7 Eligible Proposals : Participation by Priority Area & Organisation Activity Type																		
Priority Area		Not Applicable (NA)																		
		Applicants in selection		of which SMEs		SME		Project cost for the applicants in selection		of which SMEs		SME		Requested EC financial contribution to applicants in selection		of which SMEs		SME		
		No.	%	No.	%		%	Euros	%	Euros	%		%	Euros	%	Euros	%	Euros	%	
COOPERATION	Health																			
	Food, Agriculture, and Biotechnology																			
	Information and Communication Technologies																			
	Nanosciences, Nanotechnologies, Materials and new Production Technologies																			
	Energy																			
	Environment (including Climate Change)																			
	Transport (including Aeronautics)																			
	Socio-economic sciences and Humanities																			
	Space																			
	Security																			
General Activities																				
IDEAS	European Research Council ¹																			
PEOPLE	Marie-Curie Actions ²																			
CAPACITIES	Research Infrastructures																			
	Research for the benefit of SMEs																			
	Regions of Knowledge																			
	Research Potential																			
	Science in Society																			
	Coherent development of research policies																			
Euratom	Activities of International Cooperation																			
	Fusion Energy																			
	Nuclear Fission and Radiation Protection																			
	Undefined																			
Total			0,0%						0,0%									0,0%		

Reference date 25/02/2008 Report was created for 54 calls

Figures on the basis of proposals submitted in response i) to FP7 calls involving a single-stage proposal submission and evaluation procedure and ii) to the second stage of FP7 calls involving a two-stage proposal submission and evaluation procedure

¹ Applicants refer to hosting organisations/institutions.

² Applicants refer to hosting organisations/institutions. Data on project cost and requested EC financial contribution are usually not available for Marie-Curie actions.

All Candidate Countries (ERC Scope,no PEOPLE and General Activities (Annex IV)) - FP7 Retained Proposals : Participation by Priority Area Organisation Activity Type

All Candidate Countries (ERC Scope,no PEOPLE and General Activities (Annex IV))		FP7 Retained Proposals : Participation by Priority Area & Organisation Activity Type																	
Priority Area		All Activity Types																	
		Applicants in selection		of which SMEs		SME		Project cost for the applicants in the selection		of which SMEs		SME		Requested EC financial contribution to applicants in selection		of which SMEs		SME	
		No.	%	No.	%	Euros	%	Euros	%	Euros	%	Euros	%	Euros	%	Euros	%		
COOPERATION	Health	10	5,1%	6	60,0%	2.657.456	6,0%	1.237.866	46,6%	2.081.171	6,3%	992.461	47,7%						
	Food, Agriculture, and Biotechnology	17	8,7%	4	23,5%	2.621.600	5,9%	789.856	30,1%	2.060.515	6,3%	605.422	29,4%						
	Information and Communication Technologies	15	7,7%	2	13,3%	5.422.835	12,3%	814.100	15,0%	3.968.886	12,1%	622.700	15,7%						
	Nanosciences, Nanotechnologies, Materials and new Production Technologies	17	8,7%	10	58,8%	3.389.316	7,7%	2.256.868	66,6%	2.422.069	7,4%	1.646.117	68,0%						
	Energy	9	4,6%	2	22,2%	848.150	1,9%	501.143	59,1%	619.500	1,9%	316.093	51,0%						
	Environment (including Climate Change)	8	4,1%	2	25,0%	970.790	2,2%	280.680	28,9%	758.825	2,3%	210.760	27,8%						
	Transport (including Aeronautics)	20	10,2%	8	40,0%	8.132.613	18,4%	1.630.131	20,0%	5.118.566	15,6%	1.189.644	23,2%						
	Socio-economic sciences and Humanities	9	4,6%	1	11,1%	884.427	2,0%	160.960	18,2%	695.947	2,1%	121.320	17,4%						
	Space	5	2,6%	1	20,0%	822.333	1,9%	25.531	3,1%	612.333	1,9%	25.531	4,2%						
	Security	10	5,1%	3	30,0%	5.482.499	12,4%	683.600	12,5%	3.265.265	9,9%	485.500	14,9%						
General Activities																			
IDEAS	European Research Council ¹																		
PEOPLE	Marie-Curie Actions ²																		
CAPACITIES	Research Infrastructures	8	4,1%	1	12,5%	1.047.189	2,4%	33.120	3,2%	903.908	2,8%	22.149	2,5%						
	Research for the benefit of SMEs	21	10,7%	14	66,7%	3.587.847	8,1%	2.975.266	82,9%	2.662.895	8,1%	2.231.463	83,8%						
	Regions of Knowledge	7	3,6%	2	28,6%	334.688	0,8%	109.844	32,8%	334.688	1,0%	109.844	32,8%						
	Research Potential	13	6,6%			6.294.172	14,3%			5.757.849	17,5%								
	Science in Society	17	8,7%	5	29,4%	761.725	1,7%	210.026	27,6%	664.800	2,0%	210.026	31,6%						
	Coherent development of research policies																		
Activities of International Cooperation	10	5,1%	2	20,0%	894.414	2,0%	192.462	21,5%	894.414	2,7%	192.462	21,5%							
Euratom	Fusion Energy																		
	Nuclear Fission and Radiation Protection																		
Undefined																			
Total		196	100,0%	63	32,1%	44.152.054	100,0%	11.901.453	27,0%	32.821.631	100,0%	8.981.492	27,4%						

All Candidate Countries (ERC Scope,no PEOPLE and General Activities (Annex IV))		FP7 Retained Proposals : Participation by Priority Area & Organisation Activity Type																	
Priority Area		Higher or secondary education (HES)																	
		Applicants in selection		of which SMEs		SME		Project cost for the applicants in the selection		of which SMEs		SME		Requested EC financial contribution to applicants in selection		of which SMEs		SME	
		No.	%	No.	%	Euros	%	Euros	%	Euros	%	Euros	%	Euros	%	Euros	%		
COOPERATION	Health	7	9,1%	3	42,9%	2.280.981	13,6%	861.391	37,8%	1.766.215	13,4%	677.505	38,4%						
	Food, Agriculture, and Biotechnology	12	15,6%	2	16,7%	1.928.086	11,5%	171.365	8,9%	1.525.502	11,6%	139.908	9,2%						
	Information and Communication Technologies	11	14,3%			4.129.357	24,6%			3.098.997	23,6%								
	Nanosciences, Nanotechnologies, Materials and new Production Technologies	4	5,2%	2	50,0%	953.946	5,7%	379.346	39,8%	730.116	5,6%	288.596	39,5%						
	Energy	3	3,9%	1	33,3%	164.453	1,0%	49.000	29,8%	152.203	1,2%	36.750	24,1%						
	Environment (including Climate Change)	5	6,5%	2	40,0%	764.440	4,6%	280.680	36,7%	577.600	4,4%	210.760	36,5%						
	Transport (including Aeronautics)	4	5,2%	1	25,0%	893.900	5,3%	357.540	40,0%	620.320	4,7%	206.160	33,2%						
	Socio-economic sciences and Humanities	5	6,5%	1	20,0%	603.416	3,6%	160.960	26,7%	469.049	3,6%	121.320	25,9%						
	Space	3	3,9%			677.929	4,0%			467.929	3,6%								
	Security	1	1,3%			182.690	1,1%			145.666	1,1%								
General Activities																			
IDEAS	European Research Council ¹																		
PEOPLE	Marie-Curie Actions ²																		
CAPACITIES	Research Infrastructures	4	5,2%	1	25,0%	483.261	2,9%	33.120	6,9%	403.336	3,1%	22.149	5,5%						
	Research for the benefit of SMEs	5	6,5%			88.944	0,5%			25.704	0,2%								
	Regions of Knowledge	1	1,3%			55.404	0,3%			55.404	0,4%								
	Research Potential	8	10,4%			3.576.998	21,3%			3.086.325	23,5%								
	Science in Society	4	5,2%			15.250	0,1%			15.250	0,1%								
	Coherent development of research policies																		
Activities of International Cooperation																			
Euratom	Fusion Energy																		
	Nuclear Fission and Radiation Protection																		
Undefined																			
Total		77	100,0%	13	16,9%	16.799.055	100,0%	2.293.402	13,7%	13.139.616	100,0%	1.703.148	13,0%						

All Candidate Countries (ERC Scope,no PEOPLE and General Activities (Annex IV)) - FP7 Retained Proposals : Participation by Priority Area Organisation Activity Type

All Candidate Countries (ERC Scope,no PEOPLE and General Activities (Annex IV))		FP7 Retained Proposals : Participation by Priority Area & Organisation Activity Type																	
Priority Area		Private for profit (excl. education) (PRC)																	
		Applicants in selection		of which SMEs		SME		Project cost for the applicants in the selection		of which SMEs		SME		Requested EC financial contribution to applicants in selection		of which SMEs		SME	
		No.	%	No.	%	Euros	%	Euros	%	Euros	%	Euros	%	Euros	%	Euros	%		
COOPERATION	Health																		
	Food, Agriculture, and Biotechnology	1	2,2%	1	100,0%	178.491	1,1%	178.491	100,0%	135.514	1,4%	135.514	100,0%						
	Information and Communication Technologies	4	8,9%	2	50,0%	1.293.478	8,2%	814.100	62,9%	869.889	8,8%	622.700	71,6%						
	Nanosciences, Nanotechnologies, Materials and new Production Technologies	10	22,2%	8	80,0%	2.340.354	14,9%	1.877.522	80,2%	1.596.937	16,2%	1.357.521	85,0%						
	Energy	2	4,4%	1	50,0%	539.343	3,4%	452.143	83,8%	322.943	3,3%	279.343	86,5%						
	Environment (including Climate Change)																		
	Transport (including Aeronautics)	7	15,6%	2	28,6%	4.138.761	26,3%	356.501	8,6%	2.285.310	23,2%	269.500	11,8%						
	Socio-economic sciences and Humanities																		
	Space																		
	Security	4	8,9%	1	25,0%	4.343.748	27,6%	539.600	12,4%	2.392.048	24,3%	371.900	15,5%						
General Activities																			
IDEAS	European Research Council ¹																		
PEOPLE	Marie-Curie Actions ⁴																		
CAPACITIES	Research Infrastructures																		
	Research for the benefit of SMEs	11	24,4%	11	100,0%	2.706.190	17,2%	2.706.190	100,0%	2.027.987	20,6%	2.027.987	100,0%						
	Regions of Knowledge	2	4,4%	1	50,0%	90.434	0,6%	40.327	44,6%	90.434	0,9%	40.327	44,6%						
	Research Potential																		
	Science in Society	4	8,9%	3	75,0%	112.381	0,7%	112.381	100,0%	112.381	1,1%	112.381	100,0%						
	Coherent development of research policies																		
Activities of International Cooperation																			
Euratom	Fusion Energy																		
	Nuclear Fission and Radiation Protection																		
	Undefined																		
Total		45	100,0%	30	66,7%	15.743.180	100,0%	7.077.255	45,0%	9.833.443	100,0%	5.217.173	53,1%						

All Candidate Countries (ERC Scope,no PEOPLE and General Activities (Annex IV))		FP7 Retained Proposals : Participation by Priority Area & Organisation Activity Type																	
Priority Area		Public body (excl. research and education) (PUB)																	
		Applicants in selection		of which SMEs		SME		Project cost for the applicants in the selection		of which SMEs		SME		Requested EC financial contribution to applicants in selection		of which SMEs		SME	
		No.	%	No.	%	Euros	%	Euros	%	Euros	%	Euros	%	Euros	%	Euros	%		
COOPERATION	Health																		
	Food, Agriculture, and Biotechnology	3	9,7%			75.023	2,1%			69.499	2,5%								
	Information and Communication Technologies																		
	Nanosciences, Nanotechnologies, Materials and new Production Technologies	3	9,7%			95.016	2,7%			95.016	3,4%								
	Energy	2	6,5%			66.351	1,9%			66.351	2,4%								
	Environment (including Climate Change)	1	3,2%			58.850	1,7%			58.850	2,1%								
	Transport (including Aeronautics)	6	19,4%	2	33,3%	2.527.572	70,9%	343.710	13,6%	1.808.148	65,4%	309.196	17,1%						
	Socio-economic sciences and Humanities																		
	Space	1	3,2%	1	100,0%	25.531	0,7%	25.531	100,0%	25.531	0,9%	25.531	100,0%						
	Security	3	9,7%	2	66,7%	325.440	9,1%	144.000	44,2%	249.680	9,0%	113.600	45,5%						
General Activities																			
IDEAS	European Research Council ¹																		
PEOPLE	Marie-Curie Actions ⁴																		
CAPACITIES	Research Infrastructures	1	3,2%			21.089	0,6%			21.089	0,8%								
	Research for the benefit of SMEs																		
	Regions of Knowledge	3	9,7%	1	33,3%	180.230	5,1%	69.517	38,6%	180.230	6,5%	69.517	38,6%						
	Research Potential	2	6,5%			18.469	0,5%			18.469	0,7%								
	Science in Society	3	9,7%			69.980	2,0%			69.980	2,5%								
	Coherent development of research policies																		
Activities of International Cooperation	3	9,7%			102.490	2,9%			102.490	3,7%									
Euratom	Fusion Energy																		
	Nuclear Fission and Radiation Protection																		
	Undefined																		
Total		31	100,0%	6	19,4%	3.566.041	100,0%	582.758	16,3%	2.765.333	100,0%	517.844	18,7%						

All Candidate Countries (ERC Scope,no PEOPLE and General Activities (Annex IV)) - FP7 Retained Proposals : Participation by Priority Area Organisation Activity Type

All Candidate Countries (ERC Scope,no PEOPLE and General Activities (Annex IV))		FP7 Retained Proposals : Participation by Priority Area & Organisation Activity Type																		
Priority Area		Research organisations (REC)																		
		Applicants in selection		of which SMEs		SME		Project cost for the applicants in the selection		of which SMEs		SME		Requested EC financial contribution to applicants in selection		of which SMEs		SME		
		No.	%	No.	%	Euros	%	Euros	%	Euros	%	Euros	%	Euros	%	Euros	%			
COOPERATION	Health	3	9,7%	3	100,0%	376.475	6,6%	376.475	100,0%	314.956	6,0%	314.956	100,0%							
	Food, Agriculture, and Biotechnology																			
	Information and Communication Technologies																			
	Nanosciences, Nanotechnologies, Materials and new Production Technologies																			
	Energy	1	3,2%			37.985	0,7%			37.985	0,7%									
	Environment (including Climate Change)	1	3,2%			45.000	0,8%			45.000	0,9%									
	Transport (including Aeronautics)																			
	Socio-economic sciences and Humanities	4	12,9%			281.011	5,0%			226.898	4,3%									
	Space	1	3,2%			118.873	2,1%			118.873	2,2%									
	Security	2	6,5%			630.621	11,1%			477.871	9,0%									
General Activities																				
IDEAS	European Research Council ¹																			
PEOPLE	Marie-Curie Actions ⁴																			
CAPACITIES	Research Infrastructures	3	9,7%			542.839	9,6%			479.483	9,1%									
	Research for the benefit of SMEs	2	6,5%	1	50,0%	18.676	0,3%	8.876	47,5%	18.676	0,4%	8.876	47,5%							
	Regions of Knowledge	1	3,2%			8.620	0,2%			8.620	0,2%									
	Research Potential	3	9,7%			2.698.705	47,6%			2.653.055	50,1%									
	Science in Society	3	9,7%	2	66,7%	117.870	2,1%	97.645	82,8%	117.870	2,2%	97.645	82,8%							
	Coherent development of research policies																			
	Activities of International Cooperation	7	22,6%	2	28,6%	791.924	14,0%	192.462	24,3%	791.924	15,0%	192.462	24,3%							
Euratom	Fusion Energy																			
	Nuclear Fission and Radiation Protection																			
	Undefined																			
Total		31	100,0%	8	25,8%	5.668.599	100,0%	675.458	11,9%	5.291.211	100,0%	613.939	11,6%							

All Candidate Countries (ERC Scope,no PEOPLE and General Activities (Annex IV))		FP7 Retained Proposals : Participation by Priority Area & Organisation Activity Type																		
Priority Area		Other (OTH)																		
		Applicants in selection		of which SMEs		SME		Project cost for the applicants in the selection		of which SMEs		SME		Requested EC financial contribution to applicants in selection		of which SMEs		SME		
		No.	%	No.	%	Euros	%	Euros	%	Euros	%	Euros	%	Euros	%	Euros	%			
COOPERATION	Health																			
	Food, Agriculture, and Biotechnology	1	8,3%	1		440.000	18,5%	440.000		330.000	18,4%	330.000	100,0%							
	Information and Communication Technologies																			
	Nanosciences, Nanotechnologies, Materials and new Production Technologies																			
	Energy	1	8,3%			40.018	1,7%			40.018	2,2%									
	Environment (including Climate Change)	1	8,3%			102.500	4,3%			77.375	4,3%									
	Transport (including Aeronautics)	3	25,0%	3		572.380	24,1%	572.380		404.788	22,6%	404.788	100,0%							
	Socio-economic sciences and Humanities																			
	Space																			
	Security																			
General Activities																				
IDEAS	European Research Council ¹																			
PEOPLE	Marie-Curie Actions ⁴																			
CAPACITIES	Research Infrastructures																			
	Research for the benefit of SMEs	3	25,0%	2		774.037	32,6%	260.200		590.528	33,0%	194.600	33,0%							
	Regions of Knowledge																			
	Research Potential																			
	Science in Society	3	25,0%			446.244	18,8%			349.319	19,5%									
	Coherent development of research policies																			
Activities of International Cooperation																				
Euratom	Fusion Energy																			
	Nuclear Fission and Radiation Protection																			
	Undefined																			
Total		12	100,0%	6	50,0%	2.375.179	100,0%	1.272.580	53,6%	1.792.028	100,0%	929.388	51,9%							

All Candidate Countries (ERC Scope,no PEOPLE and General Activities (Annex IV)) - FP7 Retained Proposals : Participation by Priority Area Organisation Activity Type

All Candidate Countries (ERC Scope,no PEOPLE and General Activities (Annex IV))		FP7 Retained Proposals : Participation by Priority Area & Organisation Activity Type																	
Priority Area		Not Applicable (NA)																	
		Applicants in selection		of which SMEs		SME		Project cost for the applicants in the selection		of which SMEs		SME		Requested EC financial contribution to applicants in selection		of which SMEs		SME	
		No.	%	No.	%	Euros	%	Euros	%	Euros	%	Euros	%	Euros	%	Euros	%		
COOPERATION	Health																		
	Food, Agriculture, and Biotechnology																		
	Information and Communication Technologies																		
	Nanosciences, Nanotechnologies, Materials and new Production Technologies																		
	Energy																		
	Environment (including Climate Change)																		
	Transport (including Aeronautics)																		
	Socio-economic sciences and Humanities																		
	Space																		
	Security																		
General Activities																			
IDEAS	European Research Council ¹																		
PEOPLE	Marie-Curie Actions ²																		
CAPACITIES	Research Infrastructures																		
	Research for the benefit of SMEs																		
	Regions of Knowledge																		
	Research Potential																		
	Science in Society																		
	Coherent development of research policies																		
Activities of International Cooperation																			
Euratom	Fusion Energy																		
	Nuclear Fission and Radiation Protection																		
	Undefined																		
Total			0,0%				0,0%							0,0%					

Reference date 25/02/2008 Report was created for 54 calls

Figures on the basis of proposals submitted in response i) to FP7 calls involving a single-stage proposal submission and evaluation procedure and ii) to the second stage of FP7 calls involving a two-stage proposal submission and evaluation procedure

¹ Applicants refer to hosting organisations/institutions.

² Applicants refer to hosting organisations/institutions. Data on project cost and requested EC financial contribution are usually not available for Marie-Curie actions.

All Candidate Countries (ERC Scope,no PEOPLE and General Activities (Annex IV)) - FP7 Success Rates by Priority Area and Funding Scheme

All Candidate Countries (ERC Scope,no PEOPLE and General Activities (Annex IV))		FP7 Success Rates by Priority Area and Funding Scheme								
Priority Area		All Funding Schemes								
		Proposals with at least one applicant in selection			Applicants in selection			Requested EC financial contribution to applicants in selection		
		Eligible Proposals	Retained Proposals	Success Rates	Eligible Proposals	Retained Proposals	Success Rates	Eligible Proposals	Retained Proposals	Success Rates
		No.	No.	%	No.	No.	%	No.	No.	%
COOPERATION	Health	111	8	7.2%	147	10	6.8%	40.822.453	2.081.171	5.1%
	Food, Agriculture, and Biotechnology	83	14	16.9%	123	17	13.8%	19.210.547	2.060.515	10.7%
	Information and Communication Technologies	137	12	8.8%	199	15	7.5%	55.930.671	3.968.886	7.1%
	Nanosciences, Nanotechnologies, Materials and new Production Technologies	26	12	46.2%	31	17	54.8%	5.540.966	2.422.069	43.7%
	Energy	67	5	7.5%	102	9	8.8%	21.854.087	619.500	2.8%
	Environment (including Climate Change)	63	8	12.7%	100	8	8.0%	23.512.996	758.825	3.2%
	Transport (including Aeronautics)	52	11	21.2%	90	20	22.2%	19.932.655	5.118.566	25.7%
	Socio-economic sciences and Humanities	84	7	8.3%	101	9	8.9%	10.892.417	695.947	6.4%
	Space	5	3	60.0%	7	5	71.4%	1.015.089	612.333	60.3%
	Security	37	6	16.2%	78	10	12.8%	21.677.106	3.265.265	15.1%
	General Activities									
IDEAS	European Research Council ¹									
PEOPLE	Marie-Curie Actions ²									
CAPACITIES	Research Infrastructures	14	5	35.7%	17	8	47.1%	3.257.729	903.908	27.7%
	Research for the benefit of SMEs	62	14	22.6%	93	21	22.6%	12.675.581	2.662.895	21.0%
	Regions of Knowledge	10	3	30.0%	29	7	24.1%	849.840	334.688	39.4%
	Research Potential	131	11	8.4%	149	13	8.7%	87.562.756	5.757.849	6.6%
	Science in Society	26	4	15.4%	51	17	33.3%	2.062.085	664.800	32.2%
	Coherent development of research policies									
	Activities of International Cooperation	21	5	23.8%	44	10	22.7%	2.841.607	894.414	31.5%
Euratom	Fusion Energy									
	Nuclear Fission and Radiation Protection	1		0.0%	1		0.0%			
	Undefined									
Total		930	128	13.8%	1.362	196	14.4%	329.638.565	32.821.631	10.0%

All Candidate Countries (ERC Scope,no PEOPLE and General Activities (Annex IV))		FP7 Success Rates by Priority Area and Funding Scheme								
Priority Area		CP, CP-CSA - Collaborative Projects (including combination of CP and CSA)								
		Proposals with at least one applicant in selection			Applicants in selection			Requested EC financial contribution to applicants in selection		
		Eligible Proposals	Retained Proposals	Success Rates	Eligible Proposals	Retained Proposals	Success Rates	Eligible Proposals	Retained Proposals	Success Rates
		No.	No.	%	No.	No.	%	No.	No.	%
COOPERATION	Health	95	7	7.4%	128	9	7.0%	39.565.981	2.011.261	5.1%
	Food, Agriculture, and Biotechnology	65	8	12.3%	93	9	9.7%	16.680.227	1.862.014	11.2%
	Information and Communication Technologies	128	10	7.8%	188	12	6.4%	54.495.010	3.621.361	6.6%
	Nanosciences, Nanotechnologies, Materials and new Production Technologies	23	10	43.5%	26	13	50.0%	5.371.580	2.276.053	42.4%
	Energy	50	2	4.0%	73	3	4.1%	19.718.889	359.693	1.8%
	Environment (including Climate Change)	57	6	10.5%	90	6	6.7%	22.630.761	654.975	2.9%
	Transport (including Aeronautics)	38	6	15.8%	71	15	21.1%	18.729.279	4.673.419	25.0%
	Socio-economic sciences and Humanities	75	5	6.7%	89	6	6.7%	10.327.997	551.489	5.3%
	Space	3	2	66.7%	3	2	66.7%	835.736	445.000	53.2%
	Security	31	4	12.9%	65	8	12.3%	20.117.709	3.174.096	15.8%
	General Activities									
IDEAS	European Research Council ¹									
PEOPLE	Marie-Curie Actions ²									
CAPACITIES	Research Infrastructures	12	4	33.3%	14	6	42.9%	2.049.139	835.686	40.8%
	Research for the benefit of SMEs									
	Regions of Knowledge									
	Research Potential									
	Science in Society	1		0.0%	1		0.0%	78.188		0.0%
	Coherent development of research policies									
Activities of International Cooperation										
Euratom	Fusion Energy									
	Nuclear Fission and Radiation Protection	1		0.0%	1		0.0%			
	Undefined									
Total		579	64	11.1%	842	89	10.6%	210.600.496	20.465.047	9.7%

All Candidate Countries (ERC Scope,no PEOPLE and General Activities (Annex IV)) - FP7 Success Rates by Priority Area and Funding Scheme

All Candidate Countries (ERC Scope,no PEOPLE and General Activities (Annex IV))		FP7 Success Rates by Priority Area and Funding Scheme								
Priority Area		NoE - Networks of Excellence								
		Proposals with at least one applicant in selection			Applicants in selection			Requested EC financial contribution to applicants in selection		
		Eligible Proposals	Retained Proposals	Success Rates	Eligible Proposals	Retained Proposals	Success Rates	Eligible Proposals	Retained Proposals	Success Rates
		No.	No.	%	No.	No.	%	No.	No.	%
COOPERATION	Health									
	Food, Agriculture, and Biotechnology	1		0,0%	1		0,0%	194.080		0,0%
	Information and Communication Technologies	4	2	50,0%	5	3	60,0%	963.858	347.525	36,1%
	Nanosciences, Nanotechnologies, Materials and new Production Technologies									
	Energy									
	Environment (including Climate Change)									
	Transport (including Aeronautics)									
	Socio-economic sciences and Humanities									
	Space									
	Security									
General Activities										
IDEAS	European Research Council ¹									
PEOPLE	Marie-Curie Actions ²									
CAPACITIES	Research Infrastructures									
	Research for the benefit of SMEs									
	Regions of Knowledge									
	Research Potential									
	Science in Society									
	Coherent development of research policies									
Activities of International Cooperation										
Euratom	Fusion Energy									
	Nuclear Fission and Radiation Protection									
	Undefined									
Total		5	2	40,0%	6	3	50,0%	1.157.938	347.525	30,0%

All Candidate Countries (ERC Scope,no PEOPLE and General Activities (Annex IV))		FP7 Success Rates by Priority Area and Funding Scheme								
Priority Area		CSA - Coordination and Support Action								
		Proposals with at least one applicant in selection			Applicants in selection			Requested EC financial contribution to applicants in selection		
		Eligible Proposals	Retained Proposals	Success Rates	Eligible Proposals	Retained Proposals	Success Rates	Eligible Proposals	Retained Proposals	Success Rates
		No.	No.	%	No.	No.	%	No.	No.	%
COOPERATION	Health	16	1	6,3%	19	1	5,3%	1.256.472	69.910	5,6%
	Food, Agriculture, and Biotechnology	17	6	35,3%	29	8	27,6%	2.336.240	198.501	8,5%
	Information and Communication Technologies	5		0,0%	6		0,0%	471.803		0,0%
	Nanosciences, Nanotechnologies, Materials and new Production Technologies	3	2	66,7%	5	4	80,0%	169.386	146.016	86,2%
	Energy	17	3	17,6%	29	6	20,7%	2.135.198	259.807	12,2%
	Environment (including Climate Change)	6	2	33,3%	10	2	20,0%	882.235	103.850	11,8%
	Transport (including Aeronautics)	14	5	35,7%	19	5	26,3%	1.203.376	445.147	37,0%
	Socio-economic sciences and Humanities	9	2	22,2%	12	3	25,0%	564.420	144.458	25,6%
	Space	2	1	50,0%	4	3	75,0%	179.333	167.333	93,3%
	Security	6	2	33,3%	13	2	15,4%	1.559.397	91.169	5,8%
General Activities										
IDEAS	European Research Council ¹									
PEOPLE	Marie-Curie Actions ²									
CAPACITIES	Research Infrastructures	2	1	50,0%	3	2	66,7%	1.208.590	68.222	5,6%
	Research for the benefit of SMEs	5		0,0%	11		0,0%	543.477		0,0%
	Regions of Knowledge	10	3	30,0%	29	7	24,1%	849.840	334.688	39,4%
	Research Potential	131	11	8,4%	149	13	8,7%	87.562.756	5.757.849	6,6%
	Science in Society	25	4	16,0%	50	17	34,0%	1.983.897	664.800	33,5%
	Coherent development of research policies									
Activities of International Cooperation	21	5	23,8%	44	10	22,7%	2.841.607	894.414	31,5%	
Euratom	Fusion Energy									
	Nuclear Fission and Radiation Protection									
	Undefined									
Total		289	48	16,6%	432	83	19,2%	105.748.027	9.346.164	8,8%

All Candidate Countries (ERC Scope,no PEOPLE and General Activities (Annex IV)) - FP7 Success Rates by Priority Area and Funding Scheme

All Candidate Countries (ERC Scope,no PEOPLE and General Activities (Annex IV))		FP7 Success Rates by Priority Area and Funding Scheme								
Priority Area		BSG, MC - Research for the benefit of specific groups/ Support for training and career development of researchers (Marie Curie)								
		Proposals with at least one applicant in selection			Applicants in selection			Requested EC financial contribution to applicants in selection		
		Eligible Proposals	Retained Proposals	Success Rates	Eligible Proposals	Retained Proposals	Success Rates	Eligible Proposals	Retained Proposals	Success Rates
		No.	No.	%	No.	No.	%	No.	No.	%
COOPERATION	Health									
	Food, Agriculture, and Biotechnology									
	Information and Communication Technologies									
	Nanosciences, Nanotechnologies, Materials and new Production Technologies									
	Energy									
	Environment (including Climate Change)									
	Transport (including Aeronautics)									
	Socio-economic sciences and Humanities									
	Space									
	Security									
General Activities										
IDEAS	European Research Council ¹									
PEOPLE	Marie-Curie Actions ²									
CAPACITIES	Research Infrastructures									
	Research for the benefit of SMEs	57	14	24.6%	82	21	25.6%	12.132.104	2.662.895	21.9%
	Regions of Knowledge									
	Research Potential									
	Science in Society									
	Coherent development of research policies									
Activities of International Cooperation										
Euratom	Fusion Energy									
	Nuclear Fission and Radiation Protection									
	Undefined									
Total		57	14	24.6%	82	21	25.6%	12.132.104	2.662.895	21.9%

All Candidate Countries (ERC Scope,no PEOPLE and General Activities (Annex IV))		FP7 Success Rates by Priority Area and Funding Scheme								
Priority Area		ERC, RSFF, OTH - Support for frontier research (ERC)/ Risk sharing finance facility/ Other								
		Proposals with at least one applicant in selection			Applicants in selection			Requested EC financial contribution to applicants in selection		
		Eligible Proposals	Retained Proposals	Success Rates	Eligible Proposals	Retained Proposals	Success Rates	Eligible Proposals	Retained Proposals	Success Rates
		No.	No.	%	No.	No.	%	No.	No.	%
COOPERATION	Health									
	Food, Agriculture, and Biotechnology									
	Information and Communication Technologies									
	Nanosciences, Nanotechnologies, Materials and new Production Technologies									
	Energy									
	Environment (including Climate Change)									
	Transport (including Aeronautics)									
	Socio-economic sciences and Humanities									
	Space									
	Security									
General Activities										
IDEAS	European Research Council ¹									
PEOPLE	Marie-Curie Actions ²									
CAPACITIES	Research Infrastructures									
	Research for the benefit of SMEs									
	Regions of Knowledge									
	Research Potential									
	Science in Society									
	Coherent development of research policies									
Activities of International Cooperation										
Euratom	Fusion Energy									
	Nuclear Fission and Radiation Protection									
	Undefined									
Total										

Reference date 25/02/2008 Report was created for 54 calls

Figures on the basis of proposals submitted in response i) to FP7 calls involving a single-stage proposal submission and evaluation procedure and ii) to the second stage of FP7 calls involving a two-stage proposal submission and evaluation procedure

1 Applicants refer to hosting organisations/institutions.

2 Applicants refer to hosting organisations/institutions. Data on project cost and requested EC financial contribution are usually not available for Marie-Curie actions.

All Candidate Countries (ERC Scope,no PEOPLE and General Activities (Annex IV)) - FP7 Success Rates by Priority Area and Organisation Activity Type

All Candidate Countries (ERC Scope,no PEOPLE and General Activities (Annex IV))		FP7 Success Rates by Priority Area and Organisation Activity Type												
		Priority Area	All Activity Types											
			Applicants in selection			Requested EC financial contribution to applicants in the selection			SMEs applicants in the selection			Requested EC financial contribution to SMEs applicants in the selection		
			Eligible Proposals	Retained Proposals	Success Rates	Eligible Proposals	Retained Proposals	Success Rates	Eligible Proposals	Retained Proposals	Success Rates	Eligible Proposals	Retained Proposals	Success Rates
No.	No.	%	No.	No.	%	No.	No.	%	No.	No.	%			
COOPERATION	Health	147	10	6,8%	40.822.453	2.081.171	5,1%	46	6	13,0%	15.265.760	992.461	6,5%	
	Food, Agriculture, and Biotechnology	123	17	13,8%	19.210.547	2.060.515	10,7%	37	4	10,8%	5.158.896	605.422	11,7%	
	Information and Communication Technologies	199	15	7,5%	55.930.671	3.968.886	7,1%	78	2	2,6%	21.340.451	622.700	2,9%	
	Nanosciences, Nanotechnologies, Materials and new Production Technologies	31	17	54,8%	5.540.966	2.422.069	43,7%	15	10	66,7%	2.604.757	1.646.117	63,2%	
	Energy	102	9	8,8%	21.854.087	619.500	2,8%	40	2	5,0%	6.045.244	316.093	5,2%	
	Environment (including Climate Change)	100	8	8,0%	23.512.996	758.825	3,2%	43	2	4,7%	9.281.289	210.760	2,3%	
	Transport (including Aeronautics)	90	20	22,2%	19.932.655	5.118.566	25,7%	35	8	22,9%	5.657.356	1.189.644	21,0%	
	Socio-economic sciences and Humanities	101	9	8,9%	10.892.417	695.947	6,4%	27	1	3,7%	3.196.656	121.320	3,8%	
	Space	7	5	71,4%	1.015.069	612.333	60,3%	2	1	50,0%	37.531	25.531	68,0%	
	Security	78	10	12,8%	21.677.106	3.265.265	15,1%	27	3	11,1%	9.224.400	485.500	5,3%	
General Activities														
IDEAS	European Research Council ¹													
PEOPLE	Marie-Curie Actions ²													
CAPACITIES	Research Infrastructures	17	8	47,1%	3.257.729	903.908	27,7%	2	1	50,0%	55.749	22.149	39,7%	
	Research for the benefit of SMEs	93	21	22,6%	12.675.581	2.662.895	21,0%	66	14	21,2%	10.907.103	2.231.463	20,5%	
	Regions of Knowledge	29	7	24,1%	849.840	334.688	39,4%	14	2	14,3%	510.137	109.844	21,5%	
	Research Potential	149	13	8,7%	87.562.756	5.757.849	6,6%	34		0,0%	20.111.101		0,0%	
	Science in Society	51	17	33,3%	2.062.085	664.800	32,2%	13	5	38,5%	471.145	210.026	44,6%	
	Coherent development of research policies													
	Activities of International Cooperation	44	10	22,7%	2.841.607	894.414	31,5%	14	2	14,3%	959.817	192.462	20,1%	
Euratom	Fusion Energy													
	Nuclear Fission and Radiation Protection	1		0,0%				1		0,0%				
	Undefined													
Total		1.362	196	14,4%	329.638.565	32.821.631	10,0%	494	63	12,8%	110.827.392	8.981.492	8,1%	

All Candidate Countries (ERC Scope,no PEOPLE and General Activities (Annex IV))		FP7 Success Rates by Priority Area and Organisation Activity Type												
		Priority Area	Higher or secondary education (HES)											
			Applicants in selection			Requested EC financial contribution to applicants in the selection			SMEs applicants in the selection			Requested EC financial contribution to SMEs applicants in the selection		
			Eligible Proposals	Retained Proposals	Success Rates	Eligible Proposals	Retained Proposals	Success Rates	Eligible Proposals	Retained Proposals	Success Rates	Eligible Proposals	Retained Proposals	Success Rates
No.	No.	%	No.	No.	%	No.	No.	%	No.	No.	%			
COOPERATION	Health	93	7	7,5%	24.510.892	1.766.215	7,2%	14	3	21,4%	3.723.041	677.505	18,2%	
	Food, Agriculture, and Biotechnology	76	12	15,8%	11.746.308	1.525.502	13,0%	9	2	22,2%	683.821	139.908	20,5%	
	Information and Communication Technologies	77	11	14,3%	22.762.731	3.098.997	13,6%	5		0,0%	628.500		0,0%	
	Nanosciences, Nanotechnologies, Materials and new Production Technologies	8	4	50,0%	1.676.564	730.116	43,5%	3	2	66,7%	489.026	288.596	59,0%	
	Energy	40	3	7,5%	7.820.993	152.203	1,9%	7	1	14,3%	579.694	36.750	6,3%	
	Environment (including Climate Change)	57	5	8,8%	12.837.352	577.600	4,5%	22	2	9,1%	4.645.697	210.760	4,5%	
	Transport (including Aeronautics)	29	4	13,8%	5.919.385	620.320	10,5%	9	1	11,1%	2.022.622	206.160	10,2%	
	Socio-economic sciences and Humanities	74	5	6,8%	8.013.951	469.049	5,9%	17	1	5,9%	1.737.126	121.320	7,0%	
	Space	4	3	75,0%	858.665	467.929	54,5%							
	Security	22	1	4,5%	5.006.125	145.666	2,9%	4		0,0%	904.500		0,0%	
General Activities														
IDEAS	European Research Council ¹													
PEOPLE	Marie-Curie Actions ²													
CAPACITIES	Research Infrastructures	10	4	40,0%	1.259.229	403.336	32,0%	2	1	50,0%	55.749	22.149	39,7%	
	Research for the benefit of SMEs	15	5	33,3%	822.800	25.704	3,1%	2		0,0%	81.855		0,0%	
	Regions of Knowledge	5	1	20,0%	55.404	55.404	100,0%	2		0,0%				
	Research Potential	103	8	7,8%	59.089.679	3.086.325	5,2%	23		0,0%	12.636.371		0,0%	
	Science in Society	23	4	17,4%	676.238	15.250	2,3%	5		0,0%	185.537		0,0%	
	Coherent development of research policies													
	Activities of International Cooperation	21		0,0%	1.020.837		0,0%	5		0,0%	83.568		0,0%	
Euratom	Fusion Energy													
	Nuclear Fission and Radiation Protection	1		0,0%				1		0,0%				
	Undefined													
Total		658	77	11,7%	164.077.153	13.139.616	8,0%	130	13	10,0%	28.457.107	1.703.148	6,0%	

Priority Area		FP7 Success Rates by Priority Area and Organisation Activity Type											
		Private for profit (excl. education) (PRC)											
		Applicants in selection			Requested EC financial contribution to applicants in the selection			SMEs applicants in the selection			Requested EC financial contribution to SMEs applicants in the selection		
		Eligible Proposals	Retained Proposals	Success Rates	Eligible Proposals	Retained Proposals	Success Rates	Eligible Proposals	Retained Proposals	Success Rates	Eligible Proposals	Retained Proposals	Success Rates
No.	No.	%	No.	No.	%	No.	No.	%	No.	No.	%		
COOPERATION	Health	12		0,0%	3.486.016		0,0%	10		0,0%	3.387.398		0,0%
	Food, Agriculture, and Biotechnology	14	1	7,1%	2.381.815	135.514	5,7%	13	1	7,7%	2.129.255	135.514	6,4%
	Information and Communication Technologies	88	4	4,5%	24.456.580	869.889	3,6%	59	2	3,4%	17.493.496	622.700	3,6%
	Nanosciences, Nanotechnologies, Materials and new Production Technologies	17	10	58,8%	2.827.648	1.596.937	56,5%	11	8	72,7%	1.947.731	1.357.521	69,7%
	Energy	26	2	7,7%	8.052.190	322.943	4,0%	22	1	4,5%	3.762.235	279.343	7,4%
	Environment (including Climate Change)	12		0,0%	2.959.182		0,0%	10		0,0%	2.143.853		0,0%
	Transport (including Aeronautics)	32	7	21,9%	7.643.001	2.285.310	29,9%	16	2	12,5%	2.352.890	269.500	11,5%
	Socio-economic sciences and Humanities	2		0,0%	353.960		0,0%	2		0,0%	353.960		0,0%
	Space												
	Security	21	4	19,0%	8.531.030	2.392.048	28,0%	10	1	10,0%	4.877.770	371.900	7,6%
	General Activities												
IDEAS	European Research Council ¹												
PEOPLE	Marie-Curie Actions ²												
CAPACITIES	Research Infrastructures												
	Research for the benefit of SMEs	52	11	21,2%	8.496.680	2.027.987	23,9%	50	11	22,0%	8.475.920	2.027.987	23,9%
	Regions of Knowledge	7	2	28,6%	269.772	90.434	33,5%	6	1	16,7%	219.665	40.327	18,4%
	Research Potential	6		0,0%	3.445.155		0,0%	5		0,0%	3.428.155		0,0%
	Science in Society	5	4	80,0%	158.759	112.381	70,8%	4	3	75,0%	158.759	112.381	70,8%
	Coherent development of research policies												
Activities of International Cooperation													
Euratom	Fusion Energy												
	Nuclear Fission and Radiation Protection												
	Undefined												
Total		294	45	15,3%	73.061.788	9.833.443	13,5%	218	30	13,8%	50.731.087	5.217.173	10,3%

Priority Area		FP7 Success Rates by Priority Area and Organisation Activity Type											
		Public body (excl. research and education) (PUB)											
		Applicants in selection			Requested EC financial contribution to applicants in the selection			SMEs applicants in the selection			Requested EC financial contribution to SMEs applicants in the selection		
		Eligible Proposals	Retained Proposals	Success Rates	Eligible Proposals	Retained Proposals	Success Rates	Eligible Proposals	Retained Proposals	Success Rates	Eligible Proposals	Retained Proposals	Success Rates
No.	No.	%	No.	No.	%	No.	No.	%	No.	No.	%		
COOPERATION	Health	10		0,0%	3.302.263		0,0%	3		0,0%	2.803.486		0,0%
	Food, Agriculture, and Biotechnology	6	3	50,0%	584.165	69.499	11,9%	2		0,0%	301.600		0,0%
	Information and Communication Technologies	11		0,0%	2.224.732		0,0%	5		0,0%	831.144		0,0%
	Nanosciences, Nanotechnologies, Materials and new Production Technologies	3	3	100,0%	95.016	95.016	100,0%						
	Energy	8	2	25,0%	846.038	66.351	7,8%	2		0,0%	370.360		0,0%
	Environment (including Climate Change)	14	1	7,1%	2.730.961	58.850	2,2%	5		0,0%	1.279.201		0,0%
	Transport (including Aeronautics)	17	6	35,3%	3.068.640	1.808.148	58,9%	5	2	40,0%	752.166	309.196	41,1%
	Socio-economic sciences and Humanities	4		0,0%	660.346		0,0%	1		0,0%	380.560		0,0%
	Space	1	1	100,0%	25.531	25.531	100,0%	1	1	100,0%	25.531	25.531	100,0%
	Security	18	3	16,7%	3.171.965	249.680	7,9%	5	2	40,0%	1.099.105	113.600	10,3%
	General Activities												
IDEAS	European Research Council ¹												
PEOPLE	Marie-Curie Actions ²												
CAPACITIES	Research Infrastructures	2	1	50,0%	345.049	21.089	6,1%						
	Research for the benefit of SMEs	4		0,0%	84.247		0,0%						
	Regions of Knowledge	11	3	27,3%	480.045	180.230	37,5%	4	1	25,0%	288.867	69.517	24,1%
	Research Potential	3	2	66,7%	54.433	18.469	33,9%						
	Science in Society	4	3	75,0%	69.980	69.980	100,0%						
	Coherent development of research policies												
Activities of International Cooperation	6	3	50,0%	247.320	102.490	41,4%	3		0,0%	144.830		0,0%	
Euratom	Fusion Energy												
	Nuclear Fission and Radiation Protection												
	Undefined												
Total		122	31	25,4%	17.990.731	2.765.333	15,4%	36	6	16,7%	8.276.850	517.844	6,3%

Priority Area		FP7 Success Rates by Priority Area and Organisation Activity Type											
		Research organisations (REC)											
		Applicants in selection			Requested EC financial contribution to applicants in the selection			SMEs applicants in the selection			Requested EC financial contribution to SMEs applicants in the selection		
		Eligible Proposals	Retained Proposals	Success Rates	Eligible Proposals	Retained Proposals	Success Rates	Eligible Proposals	Retained Proposals	Success Rates	Eligible Proposals	Retained Proposals	Success Rates
No.	No.	%	No.	No.	%	No.	No.	%	No.	No.	%		
COOPERATION	Health	17	3	17,6%	3.855.280	314.956	8,2%	9	3	33,3%	2.707.456	314.956	11,6%
	Food, Agriculture, and Biotechnology	21		0,0%	3.467.179		0,0%	9		0,0%	1.146.520		0,0%
	Information and Communication Technologies	10		0,0%	3.566.577		0,0%	1		0,0%	469.660		0,0%
	Nanosciences, Nanotechnologies, Materials and new Production Technologies												
	Energy	20	1	5,0%	4.296.077	37.985	0,9%	5		0,0%	789.177		0,0%
	Environment (including Climate Change)	12	1	8,3%	3.029.796	45.000	1,5%	5		0,0%	1.029.338		0,0%
	Transport (including Aeronautics)	6		0,0%	2.720.801		0,0%						
	Socio-economic sciences and Humanities	15	4	26,7%	1.371.487	226.898	16,5%	4		0,0%	428.537		0,0%
	Space	2	1	50,0%	130.873	118.873	90,8%	1		0,0%	12.000		0,0%
	Security	9	2	22,2%	2.410.986	477.871	19,8%	2		0,0%	145.025		0,0%
General Activities													
IDEAS	European Research Council ¹												
PEOPLE	Marie-Curie Actions ²												
CAPACITIES	Research Infrastructures	5	3	60,0%	1.653.451	479.483	29,0%						
	Research for the benefit of SMEs	5	2	40,0%	113.399	18.676	16,5%	1	1	100,0%	8.876	8.876	100,0%
	Regions of Knowledge	1	1	100,0%	8.620	8.620	100,0%						
	Research Potential	31	3	9,7%	23.011.056	2.653.055	11,5%	4		0,0%	2.820.556		0,0%
	Science in Society	5	3	60,0%	258.094	117.870	45,7%	2	2	100,0%	97.645	97.645	100,0%
	Coherent development of research policies												
	Activities of International Cooperation	11	7	63,6%	978.618	791.924	80,9%	2	2	100,0%	192.462	192.462	100,0%
Euratom	Fusion Energy												
	Nuclear Fission and Radiation Protection												
	Undefined												
Total		170	31	18,2%	50.872.294	5.291.211	10,4%	45	8	17,8%	9.847.252	613.939	6,2%

Priority Area		FP7 Success Rates by Priority Area and Organisation Activity Type											
		Others (OTH)											
		Applicants in selection			Requested EC financial contribution to applicants in the selection			SMEs applicants in the selection			Requested EC financial contribution to SMEs applicants in the selection		
		Eligible Proposals	Retained Proposals	Success Rates	Eligible Proposals	Retained Proposals	Success Rates	Eligible Proposals	Retained Proposals	Success Rates	Eligible Proposals	Retained Proposals	Success Rates
No.	No.	%	No.	No.	%	No.	No.	%	No.	No.	%		
COOPERATION	Health	15		0,0%	5.668.002		0,0%	10		0,0%	2.644.379		0,0%
	Food, Agriculture, and Biotechnology	6	1	16,7%	1.031.080	330.000	32,0%	4	1	25,0%	897.700	330.000	36,8%
	Information and Communication Technologies	13		0,0%	2.920.051		0,0%	8		0,0%	1.917.651		0,0%
	Nanosciences, Nanotechnologies, Materials and new Production Technologies	3		0,0%	941.738		0,0%	1		0,0%	168.000		0,0%
	Energy	8	1	12,5%	838.789	40.018	4,8%	4		0,0%	543.778		0,0%
	Environment (including Climate Change)	5	1	20,0%	1.955.705	77.375	4,0%	1		0,0%	183.200		0,0%
	Transport (including Aeronautics)	6	3	50,0%	580.828	404.788	69,7%	5	3	60,0%	529.678	404.788	76,4%
	Socio-economic sciences and Humanities	6		0,0%	492.673		0,0%	3		0,0%	296.473		0,0%
	Space												
	Security	8		0,0%	2.557.000		0,0%	6		0,0%	2.198.000		0,0%
General Activities													
IDEAS	European Research Council ¹												
PEOPLE	Marie-Curie Actions ²												
CAPACITIES	Research Infrastructures												
	Research for the benefit of SMEs	17	3	17,6%	3.158.455	590.528	18,7%	13	2	15,4%	2.340.452	194.600	8,3%
	Regions of Knowledge	5		0,0%	35.999		0,0%	2		0,0%	1.605		0,0%
	Research Potential	6		0,0%	1.962.433		0,0%	2		0,0%	1.226.019		0,0%
	Science in Society	14	3	21,4%	899.014	349.319	38,9%	2		0,0%	29.204		0,0%
	Coherent development of research policies												
	Activities of International Cooperation	6		0,0%	594.832		0,0%	4		0,0%	538.957		0,0%
Euratom	Fusion Energy												
	Nuclear Fission and Radiation Protection												
	Undefined												
Total		118	12	10,2%	23.636.599	1.792.028	7,6%	65	6	9,2%	13.515.096	929.388	6,9%

All Candidate Countries (ERC Scope,no PEOPLE and General Activities (Annex IV)) - FP7 Success Rates by Priority Area and Organisation Activity Type

Priority Area		FP7 Success Rates by Priority Area and Organisation Activity Type											
		Not Applicable (NA)											
		Applicants in selection			Requested EC financial contribution to applicants in the selection			SMEs applicants in the selection			Requested EC financial contribution to SMEs applicants in the selection		
		Eligible Proposals No.	Retained Proposals No.	Success Rates %	Eligible Proposals No.	Retained Proposals No.	Success Rates %	Eligible Proposals No.	Retained Proposals No.	Success Rates %	Eligible Proposals No.	Retained Proposals No.	Success Rates %
COOPERATION	Health												
	Food, Agriculture, and Biotechnology												
	Information and Communication Technologies												
	Nanosciences, Nanotechnologies, Materials and new Production Technologies												
	Energy												
	Environment (including Climate Change)												
	Transport (including Aeronautics)												
	Socio-economic sciences and Humanities												
	Space												
	Security												
General Activities													
IDEAS	European Research Council ¹												
PEOPLE	Marie-Curie Actions ²												
CAPACITIES	Research Infrastructures												
	Research for the benefit of SMEs												
	Regions of Knowledge												
	Research Potential												
	Science in Society												
	Coherent development of research policies												
Euratom	Activities of International Cooperation												
	Fusion Energy												
	Nuclear Fission and Radiation Protection												
	Undefined												
Total													

Reference date 25/02/2008 Report was created for 54 calls

Figures on the basis of proposals submitted in response i) to FP7 calls involving a single-stage proposal submission and evaluation procedure and ii) to the second stage of FP7 calls involving a two-stage proposal submission and evaluation procedure

¹ Applicants refer to hosting organisations/institutions.

² Applicants refer to hosting organisations/institutions. Data on project cost and requested EC financial contribution are usually not available for Marie-Curie actions.

All Associated Countries (ERC Scope,no PEOPLE and General Activities (Annex IV)) - FP7 Eligible Proposals : Participation by Priority Area and Funding Scheme

All Associated Countries (ERC Scope,no PEOPLE and General Activities (Annex IV))		FP7 Eligible Proposals : Participation by Priority Area and Funding Scheme													
Priority Area		All Funding Schemes													
		Eligible proposals with at least one applicant in selection		Applicants in selection		All applicants in proposals		Project cost in proposals		Project cost for all applicants in selection		Requested EC financial contribution to proposals		Requested EC financial contribution to all applicants in selection	
		No.	%	No.	%	No.	%	Euros	%	Euros	%	Euros	%	Euros	%
COOPERATION	Health	725	24,1%	1.116	23,8%	7.798	23,2%	4.422.438.325	28,2%	662.299.320	28,3%	3.330.331.438	29,6%	493.811.923	28,7%
	Food, Agriculture, and Biotechnology	163	5,4%	255	5,4%	1.918	5,7%	661.134.228	4,2%	94.625.388	4,0%	498.494.211	4,4%	70.783.904	4,1%
	Information and Communication Technologies	673	22,4%	1.031	22,0%	7.147	21,3%	4.370.777.941	27,9%	658.547.348	28,1%	3.050.616.009	27,1%	465.324.587	27,1%
	Nanosciences, Nanotechnologies, Materials and new Production Technologies	159	5,3%	270	5,8%	2.202	6,6%	1.145.372.803	7,3%	147.593.874	6,3%	811.833.033	7,2%	104.582.460	6,1%
	Energy	162	5,4%	260	5,5%	1.784	5,3%	914.950.342	5,8%	139.502.353	6,0%	566.239.231	5,0%	99.493.956	5,8%
	Environment (including Climate Change)	224	7,4%	386	8,2%	3.029	9,0%	981.989.348	6,3%	161.328.062	6,9%	735.005.364	6,5%	119.473.924	6,9%
	Transport (including Aeronautics)	157	5,2%	224	4,8%	2.264	6,7%	1.065.015.623	6,8%	97.888.467	4,2%	716.676.025	6,4%	67.129.338	3,9%
	Socio-economic sciences and Humanities	153	5,1%	215	4,6%	1.345	4,0%	263.880.910	1,7%	53.270.076	2,3%	204.868.852	1,8%	40.949.084	2,4%
	Space	19	0,6%	31	0,7%	402	1,2%	218.890.214	1,4%	15.363.735	0,7%	143.453.063	1,3%	9.583.423	0,6%
	Security	116	3,9%	181	3,9%	1.295	3,9%	576.414.279	3,7%	87.229.386	3,7%	402.167.845	3,6%	61.898.728	3,6%
General Activities															
IDEAS	European Research Council ¹	59	2,0%	60	1,3%	78	0,2%	84.228.640	0,5%	77.113.206	3,3%	83.405.342	0,7%	77.901.208	4,5%
PEOPLE	Marie-Curie Actions ²														
CAPACITIES	Research Infrastructures	69	2,3%	109	2,3%	1.022	3,0%	368.093.290	2,4%	45.314.389	1,9%	285.842.644	2,5%	31.547.675	1,8%
	Research for the benefit of SMEs	188	6,2%	340	7,2%	1.755	5,2%	306.727.983	2,0%	69.286.552	3,0%	228.707.145	2,0%	51.434.997	3,0%
	Regions of Knowledge	12	0,4%	29	0,6%	118	0,4%	9.806.373	0,1%	2.734.826	0,1%	9.729.319	0,1%	2.770.325	0,2%
	Research Potential	30	1,0%	40	0,9%	243	0,7%	32.104.397	0,2%	5.622.597	0,2%	28.773.329	0,3%	5.219.509	0,3%
	Science in Society	58	1,9%	88	1,9%	501	1,5%	39.715.826	0,3%	9.236.927	0,4%	36.775.813	0,3%	8.404.125	0,5%
	Coherent development of research policies														
Activities of International Cooperation	27	0,9%	40	0,9%	378	1,1%	39.172.557	0,3%	4.226.705	0,2%	38.162.855	0,3%	4.079.795	0,2%	
Euratom	Fusion Energy														
	Nuclear Fission and Radiation Protection	17	0,6%	19	0,4%	272	0,8%	158.959.875	1,0%	9.669.579	0,4%	91.622.408	0,8%	5.338.126	0,3%
	Undefined														
Total		3.011	100,0%	4.694	100,0%	33.551	100,0%	15.659.675.554	100,0%	2.340.852.790	100,0%	11.262.702.926	100,0%	1.719.727.087	100,0%

All Associated Countries (ERC Scope,no PEOPLE and General Activities (Annex IV))		FP7 Eligible Proposals : Participation by Priority Area and Funding Scheme													
Priority Area		CP, CP-CSA - Collaborative Projects (including combination of CP and CSA)													
		Eligible proposals with at least one applicant in selection		Applicants in selection		All applicants in proposals		Project cost in proposals		Project cost for all applicants in selection		Requested EC financial contribution to proposals		Requested EC financial contribution to all applicants in selection	
		No.	%	No.	%	No.	%	Euros	%	Euros	%	Euros	%	Euros	%
COOPERATION	Health	661	28,0%	1.037	28,0%	7.151	26,6%	4.339.700.354	29,6%	650.918.074	30,8%	3.258.076.161	31,3%	483.980.219	31,9%
	Food, Agriculture, and Biotechnology	137	5,8%	211	5,7%	1.539	5,7%	624.403.756	4,3%	90.564.537	4,3%	464.553.647	4,5%	67.084.289	4,4%
	Information and Communication Technologies	618	26,2%	953	25,7%	6.444	23,9%	4.203.440.438	28,7%	640.762.981	30,3%	2.929.755.600	28,1%	452.799.681	29,8%
	Nanosciences, Nanotechnologies, Materials and new Production Technologies	148	6,3%	251	6,8%	2.050	7,6%	1.095.063.306	7,5%	140.896.300	6,7%	778.010.535	7,5%	98.484.786	6,5%
	Energy	140	5,9%	229	6,2%	1.498	5,6%	882.411.752	6,0%	135.570.034	6,4%	535.455.498	5,1%	95.607.214	6,3%
	Environment (including Climate Change)	193	8,2%	344	9,3%	2.571	9,5%	935.172.682	6,4%	155.672.452	7,4%	690.208.816	6,6%	114.512.763	7,5%
	Transport (including Aeronautics)	123	5,2%	182	4,9%	1.866	6,9%	1.020.127.045	7,0%	90.918.532	4,3%	674.371.764	6,5%	60.466.182	4,0%
	Socio-economic sciences and Humanities	142	6,0%	193	5,2%	1.162	4,3%	251.704.106	1,7%	51.872.453	2,5%	194.357.708	1,9%	39.685.046	2,6%
	Space	12	0,5%	21	0,6%	303	1,1%	207.704.953	1,4%	14.426.505	0,7%	133.456.739	1,3%	8.830.665	0,6%
	Security	99	4,2%	157	4,2%	1.122	4,2%	562.768.419	3,8%	85.080.081	4,0%	388.893.392	3,7%	59.772.276	3,9%
General Activities															
IDEAS	European Research Council ¹														
PEOPLE	Marie-Curie Actions ²														
CAPACITIES	Research Infrastructures	62	2,6%	98	2,6%	935	3,5%	354.436.144	2,4%	43.506.504	2,1%	272.281.790	2,6%	29.739.790	2,0%
	Research for the benefit of SMEs														
	Regions of Knowledge														
	Research Potential														
	Science in Society	11	0,5%	13	0,4%	56	0,2%	9.184.995	0,1%	2.854.192	0,1%	7.049.704	0,1%	2.110.188	0,1%
	Coherent development of research policies														
Activities of International Cooperation															
Euratom	Fusion Energy														
	Nuclear Fission and Radiation Protection	14	0,6%	15	0,4%	225	0,8%	154.470.172	1,1%	9.168.326	0,4%	87.227.042	0,8%	4.836.874	0,3%
	Undefined														
Total		2.360	100,0%	3.704	100,0%	26.922	100,0%	14.640.588.122	100,0%	2.112.210.971	100,0%	10.413.698.396	100,0%	1.517.909.973	100,0%

All Associated Countries (ERC Scope,no PEOPLE and General Activities (Annex IV)) - FP7 Eligible Proposals : Participation by Priority Area and Funding Scheme

All Associated Countries (ERC Scope,no PEOPLE and General Activities (Annex IV))		FP7 Eligible Proposals : Participation by Priority Area and Funding Scheme													
Priority Area		NoE - Networks of Excellence													
		Eligible proposals with at least one applicant in selection		Applicants in selection		All applicants in proposals		Project cost in proposals		Project cost for all applicants in selection		Requested EC financial contribution to proposals		Requested EC financial contribution to all applicants in selection	
		No.	%	No.	%	No.	%	Euros	%	Euros	%	Euros	%	Euros	%
COOPERATION	Health	2	10,5%	2	6,5%	34	9,8%	12.930.673	9,3%	1.097.105	8,6%	11.280.729	12,0%	911.581	11,6%
	Food, Agriculture, and Biotechnology	16	84,2%	28	90,3%	308	89,0%	122.624.364	88,6%	11.595.719	91,4%	80.707.493	85,7%	6.928.054	88,4%
	Information and Communication Technologies														
	Nanosciences, Nanotechnologies, Materials and new Production Technologies														
	Energy														
	Environment (including Climate Change)														
	Transport (including Aeronautics)														
	Socio-economic sciences and Humanities														
	Space	1	5,3%	1	3,2%	4	1,2%	2.863.100	2,1%			2.133.825	2,3%		
	Security														
General Activities															
IDEAS	European Research Council ¹														
PEOPLE	Marie-Curie Actions ²														
CAPACITIES	Research Infrastructures														
	Research for the benefit of SMEs														
	Regions of Knowledge														
	Research Potential														
	Science in Society														
	Coherent development of research policies														
Euratom	Activities of International Cooperation														
	Fusion Energy														
	Nuclear Fission and Radiation Protection														
	Undefined														
Total		19	100,0%	31	100,0%	346	100,0%	138.418.137	100,0%	12.692.824	100,0%	94.122.047	100,0%	7.839.635	100,0%

All Associated Countries (ERC Scope,no PEOPLE and General Activities (Annex IV))		FP7 Eligible Proposals : Participation by Priority Area and Funding Scheme													
Priority Area		CSA - Coordination and Support Action													
		Eligible proposals with at least one applicant in selection		Applicants in selection		All applicants in proposals		Project cost in proposals		Project cost for all applicants in selection		Requested EC financial contribution to proposals		Requested EC financial contribution to all applicants in selection	
		No.	%	No.	%	No.	%	Euros	%	Euros	%	Euros	%	Euros	%
COOPERATION	Health	64	16,5%	79	14,1%	647	14,5%	82.737.971	16,9%	11.381.246	16,3%	72.255.277	16,3%	9.831.704	15,1%
	Food, Agriculture, and Biotechnology	24	6,2%	42	7,5%	345	7,7%	23.799.799	4,9%	2.963.746	4,2%	22.659.835	5,1%	2.788.034	4,3%
	Information and Communication Technologies	39	10,1%	50	8,9%	395	8,9%	44.713.139	9,1%	6.188.648	8,9%	40.152.916	9,1%	5.596.852	8,6%
	Nanosciences, Nanotechnologies, Materials and new Production Technologies	11	2,8%	19	3,4%	152	3,4%	50.309.497	10,3%	6.697.574	9,6%	33.821.498	7,6%	6.097.674	9,4%
	Energy	22	5,7%	31	5,5%	286	6,4%	32.538.590	6,6%	3.932.319	5,6%	30.783.733	6,9%	3.886.742	6,0%
	Environment (including Climate Change)	30	7,8%	41	7,3%	450	10,1%	45.750.285	9,3%	5.603.476	8,0%	43.981.979	9,9%	4.922.060	7,6%
	Transport (including Aeronautics)	34	8,8%	42	7,5%	398	8,9%	44.888.578	9,2%	6.969.935	10,0%	42.304.261	9,5%	6.663.156	10,2%
	Socio-economic sciences and Humanities	10	2,6%	21	3,7%	171	3,8%	11.055.494	2,3%	1.089.823	1,6%	9.560.314	2,2%	1.017.488	1,6%
	Space	6	1,6%	9	1,6%	95	2,1%	8.322.161	1,7%	937.230	1,3%	7.862.499	1,8%	752.758	1,2%
	Security	17	4,4%	24	4,3%	173	3,9%	13.645.860	2,8%	2.149.305	3,1%	13.274.453	3,0%	2.126.452	3,3%
General Activities															
IDEAS	European Research Council ¹														
PEOPLE	Marie-Curie Actions ²														
CAPACITIES	Research Infrastructures	7	1,8%	11	2,0%	87	2,0%	13.657.146	2,8%	1.807.885	2,6%	13.560.854	3,1%	1.807.885	2,8%
	Research for the benefit of SMEs	4	1,0%	4	0,7%	24	0,5%	2.320.120	0,5%	687.238	1,0%	2.320.120	0,5%	687.238	1,1%
	Regions of Knowledge	12	3,1%	29	5,2%	118	2,6%	9.808.973	2,0%	2.734.826	3,9%	9.729.319	2,2%	2.770.325	4,3%
	Research Potential	30	7,8%	40	7,1%	243	5,5%	32.104.397	6,6%	5.622.597	8,0%	28.773.329	6,5%	5.219.509	8,0%
	Science in Society	47	12,1%	75	13,4%	445	10,0%	30.530.831	6,2%	6.382.735	9,1%	29.726.109	6,7%	6.293.937	9,7%
	Coherent development of research policies														
Euratom	Activities of International Cooperation	27	7,0%	40	7,1%	378	8,5%	39.172.557	8,0%	4.226.705	6,0%	38.162.855	8,6%	4.079.795	6,3%
	Fusion Energy														
	Nuclear Fission and Radiation Protection	3	0,8%	4	0,7%	47	1,1%	4.489.703	0,9%	501.253	0,7%	4.395.366	1,0%	501.252	0,8%
	Undefined														
Total		387	100,0%	561	100,0%	4.454	100,0%	489.845.101	100,0%	69.876.541	100,0%	443.324.717	100,0%	65.042.861	100,0%

All Associated Countries (ERC Scope,no PEOPLE and General Activities (Annex IV)) - FP7 Eligible Proposals : Participation by Priority Area and Funding Scheme

All Associated Countries (ERC Scope,no PEOPLE and General Activities (Annex IV))		FP7 Eligible Proposals : Participation by Priority Area and Funding Scheme													
Priority Area		BSG, MC - Research for the benefit of specific groups/ Support for training and career development of researchers (Marie Curie)													
		Eligible proposals with at least one applicant in selection		Applicants in selection		All applicants in proposals		Project cost in proposals		Project cost for all applicants in selection		Requested EC financial contribution to proposals		Requested EC financial contribution to all applicants in selection	
		No.	%	No.	%	No.	%	Euros	%	Euros	%	Euros	%	Euros	%
COOPERATION	Health														
	Food, Agriculture, and Biotechnology														
	Information and Communication Technologies														
	Nanosciences, Nanotechnologies, Materials and new Production Technologies														
	Energy														
	Environment (including Climate Change)	1	0,5%	1	0,3%	8	0,5%	1.066.381	0,3%	52.134	0,1%	814.569	0,4%	39.101	0,1%
	Transport (including Aeronautics)														
	Socio-economic sciences and Humanities	1	0,5%	1	0,3%	12	0,7%	1.121.310	0,4%	307.800	0,4%	950.830	0,4%	246.550	0,5%
	Space														
	Security														
General Activities															
IDEAS	European Research Council ¹														
PEOPLE	Marie-Curie Actions ²														
CAPACITIES	Research Infrastructures														
	Research for the benefit of SMEs	184	98,9%	336	99,4%	1.731	98,9%	304.407.863	99,3%	68.599.314	99,5%	226.387.025	99,2%	50.747.759	99,4%
	Regions of Knowledge														
	Research Potential														
	Science in Society														
	Coherent development of research policies														
Euratom	Fusion Energy														
	Nuclear Fission and Radiation Protection														
	Undefined														
Total		186	100,0%	338	100,0%	1.751	100,0%	306.595.554	100,0%	68.959.248	100,0%	228.152.424	100,0%	51.033.410	100,0%

All Associated Countries (ERC Scope,no PEOPLE and General Activities (Annex IV))		FP7 Eligible Proposals : Participation by Priority Area and Funding Scheme													
Priority Area		ERC, RSFF, OTH - Support for frontier research (ERC)/ Risk sharing finance facility/ Other													
		Eligible proposals with at least one applicant in selection		Applicants in selection		All applicants in proposals		Project cost in proposals		Project cost for all applicants in selection		Requested EC financial contribution to proposals		Requested EC financial contribution to all applicants in selection	
		No.	%	No.	%	No.	%	Euros	%	Euros	%	Euros	%	Euros	%
COOPERATION	Health														
	Food, Agriculture, and Biotechnology														
	Information and Communication Technologies														
	Nanosciences, Nanotechnologies, Materials and new Production Technologies														
	Energy														
	Environment (including Climate Change)														
	Transport (including Aeronautics)														
	Socio-economic sciences and Humanities														
	Space														
	Security														
General Activities															
IDEAS	European Research Council ¹	59	100,0%	60	100,0%	78	100,0%	84.228.640	100,0%	77.113.206	100,0%	83.405.342	100,0%	77.901.208	100,0%
PEOPLE	Marie-Curie Actions ²														
CAPACITIES	Research Infrastructures														
	Research for the benefit of SMEs														
	Regions of Knowledge														
	Research Potential														
	Science in Society														
	Coherent development of research policies														
Euratom	Fusion Energy														
	Nuclear Fission and Radiation Protection														
	Undefined														
Total		59	100,0%	60	100,0%	78	100,0%	84.228.640	100,0%	77.113.206	100,0%	83.405.342	100,0%	77.901.208	100,0%

Reference date 25/02/2008 Report was created for 54 calls

Figures on the basis of proposals submitted in response i) to FP7 calls involving a single-stage proposal submission and evaluation procedure and ii) to the second stage of FP7 calls involving a two-stage proposal submission and evaluation procedure

¹ Applicants refer to hosting organisations/institutions.

² Applicants refer to hosting organisations/institutions. Data on project cost and requested EC financial contribution are usually not available for Marie-Curie actions.

All Associated Countries (ERC Scope,no PEOPLE and General Activities (Annex IV)) - FP7 Retained Proposals : Participation by Priority Area and Funding Scheme

All Associated Countries (ERC Scope,no PEOPLE and General Activities (Annex IV))		FP7 Retained Proposals : Participation by Priority Area and Funding Scheme													
Priority Area		All Funding Schemes													
		Retained proposals with at least one applicant in selection		Applicants in selection		All applicants in proposals		Project cost in proposals		Project cost for all applicants in selection		Requested EC financial contribution to proposals		Requested EC financial contribution to all applicants in selection	
		No.	%	No.	%	No.	%	Euros	%	Euros	%	Euros	%	Euros	%
COOPERATION	Health	146	22,4%	225	21,7%	1.726	20,6%	933.588.719	23,6%	124.006.168	23,5%	692.495.104	24,9%	87.680.960	22,8%
	Food, Agriculture, and Biotechnology	29	4,4%	44	4,2%	421	5,0%	121.411.877	3,1%	11.568.910	2,2%	91.513.506	3,3%	8.840.743	2,3%
	Information and Communication Technologies	114	17,5%	173	16,7%	1.309	15,7%	863.665.152	21,8%	110.251.473	20,9%	580.605.322	20,9%	75.484.065	19,6%
	Nanosciences, Nanotechnologies, Materials and new Production Technologies	64	9,8%	114	11,0%	1.001	12,0%	525.679.649	13,3%	61.589.878	11,7%	369.079.158	13,3%	44.514.276	11,6%
	Energy	28	4,3%	49	4,7%	344	4,1%	174.050.013	4,4%	32.698.491	6,2%	107.930.027	3,9%	22.515.894	5,9%
	Environment (including Climate Change)	40	6,1%	70	6,7%	588	7,0%	165.190.592	4,2%	26.528.015	5,0%	124.172.608	4,5%	20.069.981	5,2%
	Transport (including Aeronautics)	38	5,8%	54	5,2%	687	8,2%	414.496.620	10,5%	26.451.606	5,0%	264.006.645	9,5%	17.427.136	4,5%
	Socio-economic sciences and Humanities	18	2,8%	27	2,6%	176	2,1%	34.182.427	0,9%	4.956.538	0,9%	27.102.884	1,0%	3.905.083	1,0%
	Space	8	1,2%	18	1,7%	287	3,4%	183.120.071	4,6%	11.898.528	2,3%	117.170.446	4,2%	7.367.777	1,9%
	Security	20	3,1%	35	3,4%	218	2,6%	79.076.549	2,0%	17.176.911	3,2%	55.846.779	2,0%	10.971.930	2,9%
General Activities															
IDEAS	European Research Council'	32	4,9%	32	3,1%	33	0,4%	46.537.185	1,2%	45.945.685	8,7%	46.873.342	1,7%	46.873.342	12,2%
PEOPLE	Marie-Curie Actions*														
CAPACITIES	Research Infrastructures	36	5,5%	66	6,4%	609	7,3%	216.248.348	5,5%	28.050.451	5,3%	163.636.320	5,9%	18.368.922	4,8%
	Research for the benefit of SMEs	50	7,7%	88	8,5%	492	5,9%	90.250.169	2,3%	19.525.698	3,7%	69.385.307	2,5%	14.876.881	3,9%
	Regions of Knowledge														
	Research Potential	2	0,3%	2	0,2%	24	0,3%	1.684.903	0,0%	284.848	0,1%	1.684.903	0,1%	284.848	0,1%
	Science in Society	14	2,1%	22	2,1%	155	1,9%	11.129.960	0,3%	1.818.030	0,3%	10.092.080	0,4%	1.666.421	0,4%
Coherent development of research policies															
Activities of International Cooperation	6	0,9%	11	1,1%	152	1,8%	15.185.975	0,4%	617.683	0,1%	15.185.960	0,5%	617.683	0,2%	
Euratom	Fusion Energy														
	Nuclear Fission and Radiation Protection	7	1,1%	8	0,8%	140	1,7%	88.390.827	2,2%	5.256.835	1,0%	47.679.246	1,7%	3.015.371	0,8%
	Undefined														
Total		652	100,0%	1.038	100,0%	8.362	100,0%	3.963.889.036	100,0%	528.625.748	100,0%	2.784.459.637	100,0%	384.481.313	100,0%

All Associated Countries (ERC Scope,no PEOPLE and General Activities (Annex IV))		FP7 Retained Proposals : Participation by Priority Area and Funding Scheme													
Priority Area		CP, CP-CSA - Collaborative Projects (including combination of CP and CSA)													
		Retained proposals with at least one applicant in selection		Applicants in selection		All applicants in proposals		Project cost in proposals		Project cost for all applicants in selection		Requested EC financial contribution to proposals		Requested EC financial contribution to all applicants in selection	
		No.	%	No.	%	No.	%	Euros	%	Euros	%	Euros	%	Euros	%
COOPERATION	Health	128	27,9%	201	27,1%	1.522	24,6%	905.277.047	25,3%	120.353.954	27,5%	669.498.176	27,1%	84.928.906	28,1%
	Food, Agriculture, and Biotechnology	21	4,6%	30	4,0%	279	4,5%	111.925.726	3,1%	10.728.443	2,5%	82.563.099	3,3%	8.074.631	2,7%
	Information and Communication Technologies	97	21,2%	145	19,5%	1.039	16,8%	778.929.195	21,8%	102.565.187	23,4%	527.066.591	21,3%	71.397.387	23,6%
	Nanosciences, Nanotechnologies, Materials and new Production Technologies	59	12,9%	102	13,7%	899	14,5%	490.168.672	13,7%	58.244.092	13,3%	350.056.180	14,2%	41.768.390	13,8%
	Energy	24	5,2%	41	5,5%	289	4,7%	167.217.986	4,7%	31.379.211	7,2%	100.992.700	4,1%	21.196.614	7,0%
	Environment (including Climate Change)	30	6,6%	58	7,8%	444	7,2%	147.636.141	4,1%	25.025.113	5,7%	107.413.296	4,3%	18.701.280	6,2%
	Transport (including Aeronautics)	26	5,7%	41	5,5%	540	8,7%	396.854.789	11,1%	24.853.390	5,7%	246.997.859	10,0%	15.856.839	5,2%
	Socio-economic sciences and Humanities	16	3,5%	20	2,7%	129	2,1%	31.045.146	0,9%	4.658.539	1,1%	23.965.603	1,0%	3.607.084	1,2%
	Space	7	1,5%	16	2,2%	256	4,1%	181.120.075	5,1%	11.825.872	2,7%	115.170.450	4,7%	7.295.121	2,4%
	Security	12	2,6%	24	3,2%	125	2,0%	72.010.230	2,0%	15.969.984	3,7%	49.182.094	2,0%	9.787.856	3,2%
General Activities															
IDEAS	European Research Council'														
PEOPLE	Marie-Curie Actions*														
CAPACITIES	Research Infrastructures	31	6,8%	57	7,7%	539	8,7%	206.412.415	5,8%	26.735.357	6,1%	153.800.379	6,2%	17.053.828	5,6%
	Research for the benefit of SMEs														
	Regions of Knowledge														
	Research Potential														
	Science in Society	1	0,2%	1	0,1%	4	0,1%	1.015.871	0,0%	219.200	0,1%	783.084	0,0%	164.400	0,1%
Coherent development of research policies															
Activities of International Cooperation															
Euratom	Fusion Energy														
	Nuclear Fission and Radiation Protection	6	1,3%	6	0,8%	119	1,9%	85.176.789	2,4%	4.876.994	1,1%	44.559.545	1,8%	2.635.531	0,9%
	Undefined														
Total		458	100,0%	742	100,0%	6.184	100,0%	3.574.790.082	100,0%	437.435.336	100,0%	2.472.049.056	100,0%	302.467.867	100,0%

All Associated Countries (ERC Scope,no PEOPLE and General Activities (Annex IV)) - FP7 Retained Proposals : Participation by Priority Area and Funding Scheme

All Associated Countries (ERC Scope,no PEOPLE and General Activities (Annex IV))		FP7 Retained Proposals : Participation by Priority Area and Funding Scheme														
Priority Area		NoE - Networks of Excellence														
		Retained proposals with at least one applicant in selection		Applicants in selection		All applicants in proposals		Project cost in proposals		Project cost for all applicants in selection		Requested EC financial contribution to proposals		Requested EC financial contribution to all applicants in selection		
		No.	%	No.	%	No.	%	Euros	%	Euros	%	Euros	%	Euros	%	
COOPERATION	Health															
	Food, Agriculture, and Biotechnology															
	Information and Communication Technologies	9	100,0%	17	100,0%	204	100,0%	75.542.836	100,0%	6.193.135	100,0%	46.814.396	100,0%	2.962.486	100,0%	
	Nanosciences, Nanotechnologies, Materials and new Production Technologies															
	Energy															
	Environment (including Climate Change)															
	Transport (including Aeronautics)															
	Socio-economic sciences and Humanities															
	Space															
	Security															
General Activities																
IDEAS	European Research Council'															
PEOPLE	Marie-Curie Actions'															
CAPACITIES	Research Infrastructures															
	Research for the benefit of SMEs															
	Regions of Knowledge															
	Research Potential															
	Science in Society															
	Coherent development of research policies															
Euratom	Activities of International Cooperation															
	Fusion Energy															
	Nuclear Fission and Radiation Protection															
	Undefined															
Total		9	100,0%	17	100,0%	204	100,0%	75.542.836	100,0%	6.193.135	100,0%	46.814.396	100,0%	2.962.486	100,0%	

All Associated Countries (ERC Scope,no PEOPLE and General Activities (Annex IV))		FP7 Retained Proposals : Participation by Priority Area and Funding Scheme													
Priority Area		CSA - Coordination and Support Action													
		Retained proposals with at least one applicant in selection		Applicants in selection		All applicants in proposals		Project cost in proposals		Project cost for all applicants in selection		Requested EC financial contribution to proposals		Requested EC financial contribution to all applicants in selection	
		No.	%	No.	%	No.	%	Euros	%	Euros	%	Euros	%	Euros	%
COOPERATION	Health	18	17,6%	24	15,2%	204	14,2%	28.311.672	16,1%	3.652.214	18,8%	22.996.928	15,5%	2.752.054	15,9%
	Food, Agriculture, and Biotechnology	8	7,8%	14	8,9%	142	9,9%	9.486.151	5,4%	840.467	4,3%	8.950.407	6,0%	766.112	4,4%
	Information and Communication Technologies	8	7,8%	11	7,0%	66	4,6%	9.193.121	5,2%	1.493.151	7,7%	6.724.335	4,5%	1.124.192	6,5%
	Nanosciences, Nanotechnologies, Materials and new Production Technologies	5	4,9%	12	7,6%	102	7,1%	35.510.977	20,2%	3.345.786	17,2%	19.022.978	12,8%	2.745.886	15,9%
	Energy	4	3,9%	8	5,1%	55	3,8%	6.832.027	3,9%	1.319.280	6,8%	6.937.327	4,7%	1.319.280	7,6%
	Environment (including Climate Change)	9	8,8%	11	7,0%	136	9,4%	16.488.070	9,4%	1.450.768	7,4%	15.944.743	10,7%	1.329.600	7,7%
	Transport (including Aeronautics)	12	11,8%	13	8,2%	147	10,2%	17.641.831	10,0%	1.598.216	8,2%	17.008.786	11,5%	1.570.297	9,1%
	Socio-economic sciences and Humanities	2	2,0%	7	4,4%	47	3,3%	3.137.281	1,8%	297.999	1,5%	3.137.281	2,1%	297.999	1,7%
	Space	1	1,0%	2	1,3%	31	2,2%	1.999.996	1,1%	72.656	0,4%	1.999.996	1,3%	72.656	0,4%
	Security	8	7,8%	11	7,0%	93	6,5%	7.066.319	4,0%	1.206.927	6,2%	6.664.685	4,5%	1.184.074	6,9%
General Activities															
IDEAS	European Research Council'														
PEOPLE	Marie-Curie Actions'														
CAPACITIES	Research Infrastructures	5	4,9%	9	5,7%	70	4,9%	9.835.933	5,6%	1.315.094	6,8%	9.835.941	6,6%	1.315.094	7,6%
	Research for the benefit of SMEs														
	Regions of Knowledge														
	Research Potential	2	2,0%	2	1,3%	24	1,7%	1.684.903	1,0%	284.848	1,5%	1.684.903	1,1%	284.848	1,7%
	Science in Society	13	12,7%	21	13,3%	151	10,5%	10.114.089	5,8%	1.598.830	8,2%	9.308.996	6,3%	1.502.021	8,7%
	Coherent development of research policies														
Euratom	Activities of International Cooperation	6	5,9%	11	7,0%	152	10,5%	15.185.975	8,6%	617.683	3,2%	15.185.960	10,2%	617.683	3,6%
	Fusion Energy														
	Nuclear Fission and Radiation Protection	1	1,0%	2	1,3%	21	1,5%	3.214.038	1,8%	379.841	2,0%	3.119.701	2,1%	379.840	2,2%
	Undefined														
Total		102	100,0%	158	100,0%	1.441	100,0%	175.702.383	100,0%	19.473.760	100,0%	148.522.967	100,0%	17.261.636	100,0%

All Associated Countries (ERC Scope,no PEOPLE and General Activities (Annex IV)) - FP7 Retained Proposals : Participation by Priority Area and Funding Scheme

All Associated Countries (ERC Scope,no PEOPLE and General Activities (Annex IV))		FP7 Retained Proposals : Participation by Priority Area and Funding Scheme													
Priority Area		BSG, MC - Research for the benefit of specific groups/ Support for training and career development of researchers (Marie Curie)													
		Retained proposals with at least one applicant in selection		Applicants in selection		All applicants in proposals		Project cost in proposals		Project cost for all applicants in selection		Requested EC financial contribution to proposals		Requested EC financial contribution to all applicants in selection	
		No.	%	No.	%	No.	%	Euros	%	Euros	%	Euros	%	Euros	%
COOPERATION	Health														
	Food, Agriculture, and Biotechnology														
	Information and Communication Technologies														
	Nanosciences, Nanotechnologies, Materials and new Production Technologies														
	Energy														
	Environment (including Climate Change)	1	2,0%	1	1,1%	8	1,6%	1.066.381	1,2%	52.134	0,3%	814.569	1,2%	39.101	0,3%
	Transport (including Aeronautics)														
	Socio-economic sciences and Humanities														
	Space														
	Security														
General Activities															
IDEAS	European Research Council ¹														
PEOPLE	Marie-Curie Actions ²														
CAPACITIES	Research Infrastructures														
	Research for the benefit of SMEs	50	98,0%	88	98,9%	492	98,4%	90.250.169	98,8%	19.525.698	99,7%	69.385.307	98,8%	14.876.881	99,7%
	Regions of Knowledge														
	Research Potential														
	Science in Society														
	Coherent development of research policies														
	Activities of International Cooperation														
Euratom	Fusion Energy														
	Nuclear Fission and Radiation Protection														
	Undefined														
Total		51	100,0%	89	100,0%	500	100,0%	91.316.550	100,0%	19.577.832	100,0%	70.199.876	100,0%	14.915.982	100,0%

All Associated Countries (ERC Scope,no PEOPLE and General Activities (Annex IV))		FP7 Retained Proposals : Participation by Priority Area and Funding Scheme													
Priority Area		ERC, RSFF, OTH - Support for frontier research (ERC)/ Risk sharing finance facility/ Other													
		Retained proposals with at least one applicant in selection		Applicants in selection		All applicants in proposals		Project cost in proposals		Project cost for all applicants in selection		Requested EC financial contribution to proposals		Requested EC financial contribution to all applicants in selection	
		No.	%	No.	%	No.	%	Euros	%	Euros	%	Euros	%	Euros	%
COOPERATION	Health														
	Food, Agriculture, and Biotechnology														
	Information and Communication Technologies														
	Nanosciences, Nanotechnologies, Materials and new Production Technologies														
	Energy														
	Environment (including Climate Change)														
	Transport (including Aeronautics)														
	Socio-economic sciences and Humanities														
	Space														
	Security														
General Activities															
IDEAS	European Research Council ¹	32	0,0%	32	0,0%	33	0,0%	46.537.185	0,0%	45.945.685	0,0%	46.873.342	0,0%	46.873.342	0,0%
PEOPLE	Marie-Curie Actions ²														
CAPACITIES	Research Infrastructures														
	Research for the benefit of SMEs														
	Regions of Knowledge														
	Research Potential														
	Science in Society														
	Coherent development of research policies														
	Activities of International Cooperation														
Euratom	Fusion Energy														
	Nuclear Fission and Radiation Protection														
	Undefined														
Total		32	0,0%	32	0,0%	33	0,0%	46.537.185	0,0%	45.945.685	0,0%	46.873.342	0,0%	46.873.342	0,0%

Reference date 25/02/2008 Report was created for 54 calls

Figures on the basis of proposals submitted in response i) to FP7 calls involving a single-stage proposal submission and evaluation procedure and ii) to the second stage of FP7 calls involving a two-stage proposal submission and evaluation procedure

¹ Applicants refer to hosting organisations/institutions.

² Applicants refer to hosting organisations/institutions. Data on project cost and requested EC financial contribution are usually not available for Marie-Curie actions.

All Associated Countries (ERC Scope,no PEOPLE and General Activities (Annex IV)) - FP7 Eligible Proposals : Participation by Priority Area Organisation Activity Type

All Associated Countries (ERC Scope,no PEOPLE and General Activities (Annex IV))													FP7 Eligible Proposals : Participation by Priority Area & Organisation Activity Type												
Priority Area		All Activity Types																							
		Applicants in selection		of which SMEs		SME	Project cost for the applicants in selection		of which SMEs		SME	Requested EC financial contribution to applicants in selection		of which SMEs		SME									
		No.	%	No.	%		Euros	%	Euros	%		Euros	%	Euros	%										
COOPERATION	Health	1.116	23,8%	273	24,5%		662.299.320	28,3%	148.783.292	22,5%		493.811.923	28,7%	114.834.622	23,3%										
	Food, Agriculture, and Biotechnology	255	5,4%	92	36,1%		94.625.388	4,0%	28.662.500	30,3%		70.783.904	4,1%	21.735.028	30,7%										
	Information and Communication Technologies	1.031	22,0%	305	29,6%		658.547.348	28,1%	165.668.146	25,2%		465.324.567	27,1%	124.829.976	26,8%										
	Nanosciences, Nanotechnologies, Materials and new Production Technologies	270	5,8%	76	28,1%		147.593.874	6,3%	36.752.775	24,9%		104.582.460	6,1%	25.852.520	24,7%										
	Energy	260	5,5%	90	34,6%		139.502.353	6,0%	42.131.319	30,2%		99.493.956	5,8%	29.139.381	29,3%										
	Environment (including Climate Change)	386	8,2%	109	28,2%		161.328.062	6,9%	37.437.066	23,2%		119.473.924	6,9%	27.967.283	23,4%										
	Transport (including Aeronautics)	224	4,8%	76	33,9%		97.888.467	4,2%	28.442.443	29,1%		67.129.338	3,9%	21.398.867	31,9%										
	Socio-economic sciences and Humanities	215	4,6%	63	29,3%		53.270.076	2,3%	15.076.356	28,3%		40.949.084	2,4%	12.011.976	29,3%										
	Space	31	0,7%	11	35,5%		15.363.735	0,7%	4.047.291	26,3%		9.583.423	0,6%	2.658.045	27,7%										
	Security	181	3,9%	47	26,0%		87.229.386	3,7%	22.447.561	25,7%		61.898.728	3,6%	17.198.583	27,8%										
General Activities																									
IDEAS	European Research Council ¹	60	1,3%				77.113.206	3,3%				77.901.208	4,5%												
PEOPLE	Marie-Curie Actions ²																								
CAPACITIES	Research Infrastructures	109	2,3%	20	18,3%		45.314.389	1,9%	5.101.226	11,3%		31.547.675	1,8%	4.521.513	14,3%										
	Research for the benefit of SMEs	340	7,2%	243	71,5%		69.286.552	3,0%	62.757.070	90,6%		51.434.997	3,0%	46.150.583	89,7%										
	Regions of Knowledge	29	0,6%	21	72,4%		2.734.826	0,1%	2.098.575	76,7%		2.770.325	0,2%	2.134.074	77,0%										
	Research Potential	40	0,9%	15	37,5%		5.622.597	0,2%	2.879.519	51,2%		5.219.509	0,3%	2.655.819	50,9%										
	Science in Society	88	1,9%	24	27,3%		9.236.927	0,4%	2.749.490	29,8%		8.404.125	0,5%	2.588.136	30,8%										
	Coherent development of research policies																								
Activities of International Cooperation	40	0,9%	13	32,5%		4.226.705	0,2%	1.358.607	32,1%		4.079.795	0,2%	1.344.607	33,0%											
Euratom	Fusion Energy																								
	Nuclear Fission and Radiation Protection	19	0,4%	7	36,8%		9.669.579	0,4%	2.502.615	25,9%		5.338.126	0,3%	1.471.221	27,6%										
	Undefined																								
Total		4.694	100,0%	1.485	31,6%		2.340.852.790	100,0%	608.895.851	26,0%		1.719.727.087	100,0%	458.492.234	26,7%										

All Associated Countries (ERC Scope,no PEOPLE and General Activities (Annex IV))													FP7 Eligible Proposals : Participation by Priority Area & Organisation Activity Type												
Priority Area		Higher or secondary education (HES)																							
		Applicants in selection		of which SMEs		SME	Project cost for the applicants in selection		of which SMEs		SME	Requested EC financial contribution to applicants in selection		of which SMEs		SME									
		No.	%	No.	%		Euros	%	Euros	%		Euros	%	Euros	%										
COOPERATION	Health	715	35,3%	62	8,7%		437.191.259	43,2%	32.775.942	7,5%		330.088.905	42,9%	25.182.117	7,6%										
	Food, Agriculture, and Biotechnology	93	4,6%	15	16,1%		39.161.085	3,9%	4.933.013	12,6%		29.483.276	3,8%	3.471.221	11,8%										
	Information and Communication Technologies	459	22,7%	33	7,2%		259.054.276	25,6%	16.112.846	6,2%		196.330.416	25,5%	12.238.897	6,2%										
	Nanosciences, Nanotechnologies, Materials and new Production Technologies	110	5,4%	4	3,6%		65.094.217	6,4%	2.112.388	3,2%		50.574.426	6,6%	1.628.499	3,2%										
	Energy	83	4,1%	5	6,0%		40.056.120	4,0%	1.440.252	3,6%		30.479.173	4,0%	992.333	3,3%										
	Environment (including Climate Change)	177	8,7%	21	11,9%		72.819.818	7,2%	6.657.704	9,1%		54.001.017	7,0%	4.672.355	8,7%										
	Transport (including Aeronautics)	48	2,4%	2	4,2%		14.796.321	1,5%	141.409	1,0%		11.138.060	1,4%	141.409	1,3%										
	Socio-economic sciences and Humanities	121	6,0%	17	14,0%		33.749.012	3,3%	3.425.896	10,2%		25.498.721	3,3%	2.730.701	10,7%										
	Space	6	0,3%				1.543.439	0,2%				1.124.825	0,1%												
	Security	52	2,6%	5	9,6%		23.143.977	2,3%	1.762.098	7,6%		17.863.711	2,3%	1.351.830	7,6%										
General Activities																									
IDEAS	European Research Council ¹																								
PEOPLE	Marie-Curie Actions ²																								
CAPACITIES	Research Infrastructures	39	1,9%	2	5,1%		13.184.713	1,3%	1.247.757	9,5%		10.477.858	1,4%	1.056.387	10,1%										
	Research for the benefit of SMEs	16	0,8%	1	6,3%		646.387	0,1%	359.000	55,5%		586.886	0,1%	359.000	61,2%										
	Regions of Knowledge	8	0,4%	2	25,0%		783.768	0,1%	248.684	31,7%		783.767	0,1%	248.683	31,7%										
	Research Potential	28	1,4%	8	28,6%		3.585.989	0,4%	1.197.119	33,4%		3.422.901	0,4%	1.213.419	35,5%										
	Science in Society	52	2,6%	4	7,7%		5.964.211	0,6%	249.479	4,2%		5.310.433	0,7%	245.309	4,6%										
	Coherent development of research policies																								
Activities of International Cooperation	16	0,8%	3	18,8%		2.089.226	0,2%	140.244	6,7%		1.942.316	0,3%	126.244	6,5%											
Euratom	Fusion Energy																								
	Nuclear Fission and Radiation Protection	1	0,0%				258.500	0,0%				209.700	0,0%												
	Undefined																								
Total		2.024	100,0%	184	9,1%		1.013.122.318	100,0%	72.803.831	7,2%		769.316.391	100,0%	55.658.404	7,2%										

All Associated Countries (ERC Scope,no PEOPLE and General Activities (Annex IV)) - FP7 Eligible Proposals : Participation by Priority Area Organisation Activity Type

All Associated Countries (ERC Scope,no PEOPLE and General Activities (Annex IV))		FP7 Eligible Proposals : Participation by Priority Area & Organisation Activity Type																	
Priority Area		Private for profit (excl. education) (PRC)																	
		Applicants in selection		of which SMEs		SME		Project cost for the applicants in selection		of which SMEs		SME		Requested EC financial contribution to applicants in selection		of which SMEs		SME	
		No.	%	No.	%	Euros	%	Euros	%	Euros	%	Euros	%	Euros	%	Euros	%		
COOPERATION	Health	174	14,2%	130	74,7%	111.253.271	17,1%	75.299.902	67,7%	78.528.660	18,3%	59.640.274	75,9%						
	Food, Agriculture, and Biotechnology	58	4,7%	38	65,5%	20.099.125	3,1%	12.591.544	62,6%	14.027.380	3,3%	9.634.539	68,7%						
	Information and Communication Technologies	376	30,6%	227	60,4%	256.674.909	39,5%	132.133.557	51,5%	167.050.199	38,8%	100.462.146	60,1%						
	Nanosciences, Nanotechnologies, Materials and new Production Technologies	109	8,9%	61	56,0%	54.140.633	8,3%	29.694.910	54,8%	32.863.311	7,6%	20.459.795	62,3%						
	Energy	87	7,1%	58	66,7%	49.140.897	7,6%	30.802.244	62,7%	30.181.104	7,0%	20.491.798	67,9%						
	Environment (including Climate Change)	45	3,7%	32	71,1%	18.456.014	2,8%	10.616.859	57,5%	12.696.731	3,0%	8.372.775	65,9%						
	Transport (including Aeronautics)	109	8,9%	59	54,1%	47.623.854	7,3%	22.230.090	46,7%	30.104.167	7,0%	16.603.347	55,2%						
	Socio-economic sciences and Humanities	3	0,2%	3	100,0%	911.700	0,1%	911.700	100,0%	714.548	0,2%	714.548	100,0%						
	Space	3	0,2%	2	66,7%	1.128.840	0,2%	406.440	36,0%	615.330	0,1%	254.130	41,3%						
	Security	58	4,7%	25	43,1%	35.031.895	5,4%	12.656.659	36,1%	22.495.770	5,2%	9.880.024	43,9%						
General Activities																			
IDEAS	European Research Council ¹																		
PEOPLE	Marie-Curie Actions ²																		
CAPACITIES	Research Infrastructures	6	0,5%	5	83,3%	1.925.998	0,3%	1.792.669	93,1%	1.866.344	0,4%	1.733.015	92,9%						
	Research for the benefit of SMEs	185	15,1%	165	89,2%	51.861.914	8,0%	50.243.325	96,9%	37.621.573	8,7%	36.306.949	96,5%						
	Regions of Knowledge	6	0,5%	6	100,0%	460.402	0,1%	460.402	100,0%	460.402	0,1%	460.402	100,0%						
	Research Potential																		
	Science in Society	5	0,4%	5	100,0%	442.240	0,1%	442.240	100,0%	442.240	0,1%	442.240	100,0%						
	Coherent development of research policies																		
Activities of International Cooperation	2	0,2%	2	100,0%	283.539	0,0%	283.539	100,0%	283.539	0,1%	283.539	100,0%							
Euratom	Fusion Energy																		
	Nuclear Fission and Radiation Protection	1	0,1%	1	100,0%	309.000	0,0%	309.000	100,0%	154.500	0,0%	154.500	100,0%						
	Undefined																		
Total		1.227	100,0%	819	66,7%	649.744.231	100,0%	380.875.080	58,6%	430.105.798	100,0%	285.894.021	66,5%						

All Associated Countries (ERC Scope,no PEOPLE and General Activities (Annex IV))		FP7 Eligible Proposals : Participation by Priority Area & Organisation Activity Type																	
Priority Area		Public body (excl. research and education) (PUB)																	
		Applicants in selection		of which SMEs		SME		Project cost for the applicants in selection		of which SMEs		SME		Requested EC financial contribution to applicants in selection		of which SMEs		SME	
		No.	%	No.	%	Euros	%	Euros	%	Euros	%	Euros	%	Euros	%	Euros	%		
COOPERATION	Health	45	19,0%	15	33,3%	17.984.396	25,0%	8.741.558	48,6%	13.131.673	25,2%	6.255.098	47,6%						
	Food, Agriculture, and Biotechnology	11	4,6%	4	36,4%	1.143.049	1,6%	793.310	69,4%	946.767	1,8%	602.748	63,7%						
	Information and Communication Technologies	43	18,1%	17	39,5%	15.936.669	22,1%	6.738.101	42,3%	11.790.814	22,6%	4.760.985	40,4%						
	Nanosciences, Nanotechnologies, Materials and new Production Technologies	10	4,2%	4	40,0%	5.261.234	7,3%	2.238.979	42,6%	3.628.340	7,0%	1.704.605	47,0%						
	Energy	12	5,1%	5	41,7%	3.125.967	4,3%	1.496.028	47,9%	2.555.567	4,9%	1.318.928	51,6%						
	Environment (including Climate Change)	18	7,6%	7	38,9%	3.620.865	5,0%	1.086.191	30,0%	2.937.956	5,6%	959.996	32,7%						
	Transport (including Aeronautics)	24	10,1%	6	25,0%	12.385.626	17,2%	1.548.075	12,5%	7.807.009	15,0%	1.186.426	15,2%						
	Socio-economic sciences and Humanities	9	3,8%	3	33,3%	960.413	1,3%	420.900	43,8%	749.329	1,4%	325.362	43,4%						
	Space	5	2,1%			1.841.464	2,6%			1.176.564	2,3%								
	Security	20	8,4%	4	20,0%	5.007.087	7,0%	1.882.595	37,6%	3.134.820	6,0%	1.259.237	40,2%						
General Activities																			
IDEAS	European Research Council ¹																		
PEOPLE	Marie-Curie Actions ²																		
CAPACITIES	Research Infrastructures	11	4,6%	2	18,2%	1.777.066	2,5%	315.687	17,8%	1.622.346	3,1%	222.747	13,7%						
	Research for the benefit of SMEs																		
	Regions of Knowledge	3	1,3%	3	100,0%	253.746	0,4%	253.746	100,0%	253.746	0,5%	253.746	100,0%						
	Research Potential	4	1,7%	2	50,0%	1.026.117	1,4%	1.008.034	98,2%	786.117	1,5%	768.034	97,7%						
	Science in Society	12	5,1%	3	25,0%	903.134	1,3%	452.799	50,1%	903.334	1,7%	452.799	50,1%						
	Coherent development of research policies																		
Activities of International Cooperation	7	3,0%			247.405	0,3%			247.405	0,5%									
Euratom	Fusion Energy																		
	Nuclear Fission and Radiation Protection	3	1,3%	2	66,7%	496.021	0,7%	429.945	86,7%	402.857	0,8%	336.781	83,6%						
	Undefined																		
Total		237	100,0%	77	32,5%	71.970.259	100,0%	27.405.948	38,1%	52.074.644	100,0%	20.407.492	39,2%						

All Associated Countries (ERC Scope,no PEOPLE and General Activities (Annex IV)) - FP7 Eligible Proposals : Participation by Priority Area Organisation Activity Type

All Associated Countries (ERC Scope,no PEOPLE and General Activities (Annex IV))													FP7 Eligible Proposals : Participation by Priority Area & Organisation Activity Type												
Priority Area		Research organisations (REC)																							
		Applicants in selection		of which SMEs		SME		Project cost for the applicants in selection		of which SMEs		SME		Requested EC financial contribution to applicants in selection		of which SMEs		SME							
		No.	%	No.	%	Euros	%	Euros	%	Euros	%	Euros	%	Euros	%	Euros	%								
COOPERATION	Health	108	13,3%	21	19,4%	58.068.249	14,7%	7.623.205	13,1%	44.559.967	15,1%	5.802.220	13,0%												
	Food, Agriculture, and Biotechnology	65	8,0%	17	26,2%	26.311.044	6,7%	5.645.111	21,5%	20.270.780	6,8%	4.326.452	21,3%												
	Information and Communication Technologies	102	12,5%	9	8,8%	94.600.953	23,9%	4.858.021	5,1%	70.593.819	23,9%	3.392.453	4,8%												
	Nanosciences, Nanotechnologies, Materials and new Production Technologies	33	4,0%	5	15,2%	18.953.770	4,8%	2.060.839	10,9%	14.651.384	5,0%	1.612.918	11,0%												
	Energy	63	7,7%	11	17,5%	39.608.008	10,0%	5.214.672	13,2%	30.504.791	10,3%	3.824.111	12,5%												
	Environment (including Climate Change)	120	14,7%	37	30,8%	56.487.796	14,3%	14.451.536	25,6%	42.747.660	14,4%	10.717.390	25,1%												
	Transport (including Aeronautics)	32	3,9%	5	15,6%	17.789.828	4,5%	2.168.576	12,2%	14.359.832	4,9%	1.720.791	12,0%												
	Socio-economic sciences and Humanities	67	8,2%	31	46,3%	14.524.130	3,7%	8.300.410	57,1%	11.541.208	3,9%	6.632.294	57,5%												
	Space	16	2,0%	9	56,3%	10.811.567	2,7%	3.640.851	33,7%	6.628.279	2,2%	2.403.915	36,3%												
	Security	40	4,9%	7	17,5%	18.606.504	4,7%	2.706.625	14,5%	14.432.180	4,9%	2.107.379	14,6%												
General Activities																									
IDEAS	European Research Council ¹																								
PEOPLE	Marie-Curie Actions ⁴																								
CAPACITIES	Research Infrastructures	43	5,3%	5	11,6%	26.412.971	6,7%	666.656	2,5%	15.852.853	5,4%	578.094	3,6%												
	Research for the benefit of SMEs	81	9,9%	38	46,9%	2.160.160	0,5%	887.609	41,1%	2.116.607	0,7%	869.546	41,1%												
	Regions of Knowledge	6	0,7%	5	83,3%	725.611	0,2%	710.579	97,9%	761.111	0,3%	746.079	98,0%												
	Research Potential	8	1,0%	5	62,5%	1.010.491	0,3%	674.366	66,7%	1.010.491	0,3%	674.366	66,7%												
	Science in Society	7	0,9%	3	42,9%	1.194.070	0,3%	935.860	78,4%	1.036.089	0,4%	783.879	75,7%												
	Coherent development of research policies																								
	Activities of International Cooperation	13	1,6%	6	46,2%	1.189.885	0,3%	518.174	43,5%	1.189.885	0,4%	518.174	43,5%												
Euratom	Fusion Energy																								
	Nuclear Fission and Radiation Protection	11	1,3%	1	9,1%	6.971.238	1,8%	128.850	1,8%	3.719.979	1,3%	128.850	3,5%												
	Undefined																								
Total		815	100,0%	215	26,4%	395.426.275	100,0%	61.191.940	15,5%	295.976.915	100,0%	46.838.911	15,8%												

All Associated Countries (ERC Scope,no PEOPLE and General Activities (Annex IV))													FP7 Eligible Proposals : Participation by Priority Area & Organisation Activity Type												
Priority Area		Other (OTH)																							
		Applicants in selection		of which SMEs		SME		Project cost for the applicants in selection		of which SMEs		SME		Requested EC financial contribution to applicants in selection		of which SMEs		SME							
		No.	%	No.	%	Euros	%	Euros	%	Euros	%	Euros	%	Euros	%	Euros	%								
COOPERATION	Health	74	22,4%	45	60,8%	37.802.145	28,3%	24.342.685	64,4%	27.502.718	29,1%	17.954.913	65,3%												
	Food, Agriculture, and Biotechnology	28	8,5%	18	64,3%	7.911.085	5,9%	4.699.522	59,4%	6.055.701	6,4%	3.700.068	61,1%												
	Information and Communication Technologies	51	15,4%	19	37,3%	32.280.541	24,2%	5.825.621	18,0%	19.559.339	20,7%	3.975.495	20,3%												
	Nanosciences, Nanotechnologies, Materials and new Production Technologies	8	2,4%	2	25,0%	4.144.020	3,1%	645.659	15,6%	2.864.999	3,0%	446.703	15,6%												
	Energy	15	4,5%	11	73,3%	7.571.361	5,7%	3.178.123	42,0%	5.773.321	6,1%	2.512.211	43,5%												
	Environment (including Climate Change)	26	7,9%	12	46,2%	9.943.569	7,4%	4.624.776	46,5%	7.090.560	7,5%	3.244.767	45,8%												
	Transport (including Aeronautics)	11	3,3%	4	36,4%	5.292.838	4,0%	2.354.293	44,5%	3.720.270	3,9%	1.746.894	47,0%												
	Socio-economic sciences and Humanities	15	4,5%	9	60,0%	3.124.821	2,3%	2.017.450	64,6%	2.445.278	2,6%	1.609.071	65,8%												
	Space	1	0,3%			38.425	0,0%			38.425	0,0%														
	Security	11	3,3%	6	54,5%	5.439.923	4,1%	3.439.584	63,2%	3.972.247	4,2%	2.600.113	65,5%												
General Activities																									
IDEAS	European Research Council ¹																								
PEOPLE	Marie-Curie Actions ⁴																								
CAPACITIES	Research Infrastructures	10	3,0%	6	60,0%	2.013.641	1,5%	1.078.457	53,6%	1.728.274	1,8%	931.270	53,9%												
	Research for the benefit of SMEs	58	17,5%	39	67,2%	14.618.091	11,0%	11.267.136	77,1%	11.109.931	11,8%	8.615.088	77,5%												
	Regions of Knowledge	6	1,8%	5	83,3%	511.299	0,4%	425.164	83,2%	511.299	0,5%	425.164	83,2%												
	Research Potential																								
	Science in Society	12	3,6%	9	75,0%	733.272	0,5%	669.112	91,3%	712.029	0,8%	663.909	93,2%												
	Coherent development of research policies																								
	Activities of International Cooperation	2	0,6%	2	100,0%	416.650	0,3%	416.650	100,0%	416.650	0,4%	416.650	100,0%												
Euratom	Fusion Energy																								
	Nuclear Fission and Radiation Protection	3	0,9%	3	100,0%	1.634.820	1,2%	1.634.820	100,0%	851.090	0,9%	851.090	100,0%												
	Undefined																								
Total		331	100,0%	190	57,4%	133.476.501	100,0%	66.619.052	49,9%	94.352.131	100,0%	49.693.406	52,7%												

All Associated Countries (ERC Scope,no PEOPLE and General Activities (Annex IV)) - FP7 Eligible Proposals : Participation by Priority Area Organisation Activity Type

All Associated Countries (ERC Scope,no PEOPLE and General Activities (Annex IV))		FP7 Eligible Proposals : Participation by Priority Area & Organisation Activity Type																	
Priority Area		Not Applicable (NA)																	
		Applicants in selection		of which SMEs		SME		Project cost for the applicants in selection		of which SMEs		SME		Requested EC financial contribution to applicants in selection		of which SMEs		SME	
		No.	%	No.	%		%	Euros	%	Euros	%		%	Euros	%	Euros	%	Euros	%
COOPERATION	Health																		
	Food, Agriculture, and Biotechnology																		
	Information and Communication Technologies																		
	Nanosciences, Nanotechnologies, Materials and new Production Technologies																		
	Energy																		
	Environment (including Climate Change)																		
	Transport (including Aeronautics)																		
	Socio-economic sciences and Humanities																		
	Space																		
	Security																		
General Activities																			
IDEAS	European Research Council ¹	60	100.0%					77.113.206	100.0%					77.901.208	100.0%				
PEOPLE	Marie-Curie Actions ²																		
CAPACITIES	Research Infrastructures																		
	Research for the benefit of SMEs																		
	Regions of Knowledge																		
	Research Potential																		
	Science in Society																		
Euratom	Coherent development of research policies																		
	Activities of International Cooperation																		
	Fusion Energy																		
	Nuclear Fission and Radiation Protection																		
	Undefined																		
Total		60	100.0%					77.113.206	100.0%					77.901.208	100.0%				

Reference date 25/02/2008 Report was created for 54 calls

Figures on the basis of proposals submitted in response i) to FP7 calls involving a single-stage proposal submission and evaluation procedure and ii) to the second stage of FP7 calls involving a two-stage proposal submission and evaluation procedure

¹ Applicants refer to hosting organisations/institutions.

² Applicants refer to hosting organisations/institutions. Data on project cost and requested EC financial contribution are usually not available for Marie-Curie actions.

All Associated Countries (ERC Scope,no PEOPLE and General Activities (Annex IV)) - FP7 Retained Proposals : Participation by Priority Area Organisation Activity Type

All Associated Countries (ERC Scope,no PEOPLE and General Activities (Annex IV))		FP7 Retained Proposals : Participation by Priority Area & Organisation Activity Type																	
Priority Area		All Activity Types										Requested EC financial contribution to applicants in selection		of which SMEs		SME			
		Applicants in selection		of which SMEs		SME		Project cost for the applicants in the selection		of which SMEs								SME	
		No.	%	No.	%	Euros	%	Euros	%	Euros	%							Euros	%
COOPERATION	Health	225	21,7%	53	23,6%	124.006.168	23,5%	23.258.445	18,8%	87.680.960	22,8%	16.940.127	19,3%						
	Food, Agriculture, and Biotechnology	44	4,2%	12	27,3%	11.568.910	2,2%	2.236.549	19,3%	8.840.743	2,3%	1.730.936	19,6%						
	Information and Communication Technologies	173	16,7%	33	19,1%	110.251.473	20,9%	19.035.420	17,3%	75.484.065	19,6%	13.876.499	18,4%						
	Nanosciences, Nanotechnologies, Materials and new Production Technologies	114	11,0%	37	32,5%	61.589.878	11,7%	15.485.944	25,1%	44.514.276	11,6%	11.375.167	25,6%						
	Energy	49	4,7%	11	22,4%	32.698.491	6,2%	7.120.494	21,8%	22.515.894	5,9%	4.391.766	19,5%						
	Environment (including Climate Change)	70	6,7%	17	24,3%	26.528.015	5,0%	5.379.852	20,3%	20.069.981	5,2%	4.004.874	20,0%						
	Transport (including Aeronautics)	54	5,2%	15	27,8%	26.451.606	5,0%	5.694.380	21,5%	17.427.136	4,5%	4.392.506	25,2%						
	Socio-economic sciences and Humanities	27	2,6%	7	25,9%	4.956.538	0,9%	1.291.362	26,1%	3.905.083	1,0%	1.061.935	27,2%						
	Space	18	1,7%	8	44,4%	11.898.528	2,3%	3.825.614	32,2%	7.367.777	1,9%	2.436.368	33,1%						
	Security	35	3,4%	3	8,6%	17.176.911	3,2%	1.746.848	10,2%	10.971.930	2,9%	1.305.821	11,9%						
General Activities																			
IDEAS	European Research Council ¹	32	3,1%			45.945.685	8,7%			46.873.342	12,2%								
PEOPLE	Marie-Curie Actions ²																		
CAPACITIES	Research Infrastructures	66	6,4%	13	19,7%	28.050.451	5,3%	2.992.610	10,7%	18.368.922	4,8%	2.724.267	14,8%						
	Research for the benefit of SMEs	88	8,5%	60	68,2%	19.525.698	3,7%	17.566.789	90,0%	14.876.881	3,9%	13.370.834	89,9%						
	Regions of Knowledge																		
	Research Potential	2	0,2%	1	50,0%	284.848	0,1%	278.000	97,6%	284.848	0,1%	278.000	97,6%						
	Science in Society	22	2,1%	6	27,3%	1.818.030	0,3%	484.692	26,7%	1.666.421	0,4%	479.489	28,8%						
	Coherent development of research policies																		
Activities of International Cooperation	11	1,1%	2	18,2%	617.683	0,1%	93.622	15,2%	617.683	0,2%	93.622	15,2%							
Euratom	Fusion Energy																		
	Nuclear Fission and Radiation Protection	8	0,8%	2	25,0%	5.256.835	1,0%	355.498	6,8%	3.015.371	0,8%	306.958	10,2%						
	Undefined																		
Total		1.038	100,0%	280	27,0%	528.625.748	100,0%	106.846.119	20,2%	384.481.313	100,0%	78.769.169	20,5%						

All Associated Countries (ERC Scope,no PEOPLE and General Activities (Annex IV))		FP7 Retained Proposals : Participation by Priority Area & Organisation Activity Type																	
Priority Area		Higher or secondary education (HES)										Requested EC financial contribution to applicants in selection		of which SMEs		SME			
		Applicants in selection		of which SMEs		SME		Project cost for the applicants in the selection		of which SMEs								SME	
		No.	%	No.	%	Euros	%	Euros	%	Euros	%							Euros	%
COOPERATION	Health	132	33,7%	10	7,6%	76.689.159	39,6%	4.467.339	5,8%	55.865.552	38,8%	3.486.059	6,2%						
	Food, Agriculture, and Biotechnology	20	5,1%	3	15,0%	7.374.682	3,8%	612.277	8,3%	5.732.801	4,0%	488.876	8,5%						
	Information and Communication Technologies	84	21,4%	1	1,2%	46.870.226	24,2%	384.614	0,8%	33.898.496	23,5%	300.000	0,9%						
	Nanosciences, Nanotechnologies, Materials and new Production Technologies	47	12,0%	2	4,3%	30.649.602	15,8%	1.249.188	4,1%	23.893.837	16,6%	976.099	4,1%						
	Energy	15	3,8%			6.237.920	3,2%			4.689.307	3,3%								
	Environment (including Climate Change)	28	7,1%	5	17,9%	10.138.593	5,2%	1.427.258	14,1%	7.880.394	5,5%	1.072.594	13,6%						
	Transport (including Aeronautics)	15	3,8%			4.578.892	2,4%			3.512.616	2,4%								
	Socio-economic sciences and Humanities	12	3,1%	2	16,7%	3.266.377	1,7%	576.637	17,7%	2.536.572	1,8%	473.413	18,7%						
	Space	1	0,3%			472.037	0,2%			258.812	0,2%								
	Security	4	1,0%			955.417	0,5%			717.563	0,5%								
General Activities																			
IDEAS	European Research Council ¹																		
PEOPLE	Marie-Curie Actions ²																		
CAPACITIES	Research Infrastructures	18	4,6%			4.843.528	2,5%			3.807.800	2,6%								
	Research for the benefit of SMEs	4	1,0%			139.637	0,1%			91.636	0,1%								
	Regions of Knowledge																		
	Research Potential																		
	Science in Society	12	3,1%	2	16,7%	1.213.917	0,6%	75.970	6,3%	1.067.311	0,7%	75.970	7,1%						
	Coherent development of research policies																		
Activities of International Cooperation																			
Euratom	Fusion Energy																		
	Nuclear Fission and Radiation Protection																		
	Undefined																		
Total		392	100,0%	25	6,4%	193.429.987	100,0%	8.793.283	4,5%	143.952.697	100,0%	6.873.011	4,8%						

All Associated Countries (ERC Scope,no PEOPLE and General Activities (Annex IV)) - FP7 Retained Proposals : Participation by Priority Area Organisation Activity Type

All Associated Countries (ERC Scope,no PEOPLE and General Activities (Annex IV))		FP7 Retained Proposals : Participation by Priority Area & Organisation Activity Type																	
Priority Area		Private for profit (excl. education) (PRC)										Requested EC financial contribution to applicants in selection		of which SMEs		SME			
		Applicants in selection		of which SMEs		SME		Project cost for the applicants in the selection		of which SMEs								SME	
		No.	%	No.	%	Euros	%	Euros	%	Euros	%							Euros	%
COOPERATION	Health	35	13,8%	22	62,9%	21.380.160	15,5%	9.079.339	42,5%	13.268.081	15,2%	6.787.767	51,2%						
	Food, Agriculture, and Biotechnology	8	3,1%	5	62,5%	1.319.360	1,0%	835.150	63,3%	887.792	1,0%	607.603	68,4%						
	Information and Communication Technologies	54	21,3%	28	51,9%	35.195.921	25,6%	16.905.026	48,0%	22.546.354	25,9%	12.722.215	56,4%						
	Nanosciences, Nanotechnologies, Materials and new Production Technologies	47	18,5%	30	63,8%	20.703.126	15,1%	11.900.918	57,5%	13.125.671	15,1%	8.583.710	65,4%						
	Energy	13	5,1%	7	53,8%	13.127.411	9,5%	6.454.112	49,2%	7.192.307	8,3%	3.759.434	52,3%						
	Environment (including Climate Change)	3	1,2%	1	33,3%	868.757	0,6%	665.752	76,6%	614.350	0,7%	499.814	81,4%						
	Transport (including Aeronautics)	25	9,8%	12	48,0%	15.972.463	11,6%	4.710.923	29,5%	9.367.299	10,7%	3.571.129	38,1%						
	Socio-economic sciences and Humanities																		
	Space	2	0,8%	2	100,0%	406.440	0,3%	406.440	100,0%	254.130	0,3%	254.130	100,0%						
	Security	15	5,9%	3	20,0%	12.429.071	9,0%	1.746.848	14,1%	7.309.157	8,4%	1.305.821	17,9%						
General Activities																			
IDEAS	European Research Council ¹																		
PEOPLE	Marie-Curie Actions ⁴																		
CAPACITIES	Research Infrastructures	4	1,6%	3	75,0%	1.387.818	1,0%	1.254.489	90,4%	1.328.164	1,5%	1.194.835	90,0%						
	Research for the benefit of SMEs	46	18,1%	40	87,0%	14.532.935	10,6%	13.675.672	94,1%	11.030.449	12,7%	10.345.872	93,8%						
	Regions of Knowledge																		
	Research Potential																		
	Science in Society	1	0,4%	1	100,0%	160.360	0,1%	160.360	100,0%	160.360	0,2%	160.360	100,0%						
	Coherent development of research policies																		
Euratom	Fusion Energy																		
	Nuclear Fission and Radiation Protection																		
Undefined																			
Total		254	100,0%	155	61,0%	137.539.994	100,0%	67.851.201	49,3%	87.140.286	100,0%	49.848.862	57,2%						

All Associated Countries (ERC Scope,no PEOPLE and General Activities (Annex IV))		FP7 Retained Proposals : Participation by Priority Area & Organisation Activity Type																	
Priority Area		Public body (excl. research and education) (PUB)										Requested EC financial contribution to applicants in selection		of which SMEs		SME			
		Applicants in selection		of which SMEs		SME		Project cost for the applicants in the selection		of which SMEs								SME	
		No.	%	No.	%	Euros	%	Euros	%	Euros	%							Euros	%
COOPERATION	Health	15	17,4%	4	26,7%	6.073.048	33,2%	4.082.154	67,2%	3.958.365	29,4%	2.594.316	65,5%						
	Food, Agriculture, and Biotechnology	5	5,8%	1	20,0%	273.471	1,5%	7.062	2,6%	267.751	2,0%	7.062	2,6%						
	Information and Communication Technologies	7	8,1%	2	28,6%	1.520.720	8,3%	787.620	51,8%	973.361	7,2%	434.884	44,7%						
	Nanosciences, Nanotechnologies, Materials and new Production Technologies	7	8,1%	3	42,9%	2.776.454	15,2%	1.793.479	64,6%	1.772.330	13,2%	1.379.355	77,8%						
	Energy	5	5,8%	2	40,0%	1.550.779	8,5%	499.152	32,2%	1.365.279	10,1%	499.152	36,6%						
	Environment (including Climate Change)	7	8,1%	2	28,6%	889.485	4,9%	243.950	27,4%	829.222	6,2%	243.949	29,4%						
	Transport (including Aeronautics)	3	3,5%	1	33,3%	141.144	0,8%	70.000	49,6%	141.144	1,0%	70.000	49,6%						
	Socio-economic sciences and Humanities	3	3,5%	1	33,3%	510.091	2,8%	267.851	52,5%	400.440	3,0%	210.200	52,5%						
	Space	3	3,5%			832.831	4,6%			666.431	5,0%								
	Security	6	7,0%			1.351.477	7,4%			898.407	6,7%								
General Activities																			
IDEAS	European Research Council ¹																		
PEOPLE	Marie-Curie Actions ⁴																		
CAPACITIES	Research Infrastructures	11	12,8%	2	18,2%	1.777.066	9,7%	315.687	17,8%	1.622.346	12,1%	222.747	13,7%						
	Research for the benefit of SMEs																		
	Regions of Knowledge																		
	Research Potential	1	1,2%			6.848	0,0%			6.848	0,1%								
	Science in Society	6	7,0%	1	16,7%	151.001	0,8%	69.980	46,3%	151.201	1,1%	69.980	46,3%						
	Coherent development of research policies																		
Euratom	Fusion Energy																		
	Nuclear Fission and Radiation Protection	1	1,2%	1	100,0%	226.648	1,2%	226.648	100,0%	178.108	1,3%	178.108	100,0%						
Undefined																			
Total		86	100,0%	20	23,3%	18.303.323	100,0%	8.363.583	45,7%	13.453.493	100,0%	5.909.753	43,9%						

All Associated Countries (ERC Scope,no PEOPLE and General Activities (Annex IV)) - FP7 Retained Proposals : Participation by Priority Area Organisation Activity Type

All Associated Countries (ERC Scope,no PEOPLE and General Activities (Annex IV))		FP7 Retained Proposals : Participation by Priority Area & Organisation Activity Type																	
Priority Area		Research organisations (REC)										Requested EC financial contribution to applicants in selection		of which SMEs		SME			
		Applicants in selection		of which SMEs		SME		Project cost for the applicants in the selection		of which SMEs								SME	
		No.	%	No.	%	Euros	%	Euros	%	Euros	%							Euros	%
COOPERATION	Health	27	13,1%	7	25,9%	11.383.812	11,3%	1.794.430	15,8%	8.826.732	12,4%	1.242.683	14,1%						
	Food, Agriculture, and Biotechnology	6	2,9%	1	16,7%	1.928.402	1,9%	377.500	19,6%	1.442.094	2,0%	283.125	19,6%						
	Information and Communication Technologies	17	8,3%			15.235.976	15,1%			11.776.679	16,5%								
	Nanosciences, Nanotechnologies, Materials and new Production Technologies	11	5,3%	1	9,1%	6.840.796	6,8%	206.700	3,0%	5.279.379	7,4%	206.800	3,9%						
	Energy	12	5,8%			8.383.151	8,3%			6.511.821	9,1%								
	Environment (including Climate Change)	28	13,6%	9	32,1%	14.172.746	14,0%	3.042.892	21,5%	10.350.581	14,5%	2.188.517	21,1%						
	Transport (including Aeronautics)	8	3,9%	2	25,0%	4.490.029	4,4%	913.457	20,3%	3.570.824	5,0%	751.377	21,0%						
	Socio-economic sciences and Humanities	12	5,8%	4	33,3%	1.180.070	1,2%	446.874	37,9%	968.071	1,4%	378.322	39,1%						
	Space	11	5,3%	6	54,5%	10.148.795	10,0%	3.419.174	33,7%	6.149.979	8,6%	2.182.238	35,5%						
	Security	9	4,4%			2.017.019	2,0%			1.728.170	2,4%								
General Activities																			
IDEAS	European Research Council ¹																		
PEOPLE	Marie-Curie Actions ⁴																		
CAPACITIES	Research Infrastructures	27	13,1%	3	11,1%	19.009.613	18,8%	493.977	2,6%	10.605.373	14,9%	405.415	3,8%						
	Research for the benefit of SMEs	26	12,6%	11	42,3%	658.201	0,7%	340.617	51,7%	646.318	0,9%	328.735	50,9%						
	Regions of Knowledge																		
	Research Potential	1	0,5%	1	100,0%	278.000	0,3%	278.000	100,0%	278.000	0,4%	278.000	100,0%						
	Science in Society	1	0,5%			114.370	0,1%			114.370	0,2%								
	Coherent development of research policies																		
Euratom	Activities of International Cooperation	3	1,5%			301.801	0,3%			301.801	0,4%								
	Fusion Energy																		
	Nuclear Fission and Radiation Protection	7	3,4%	1	14,3%	5.030.187	5,0%	128.850	2,6%	2.837.263	4,0%	128.850	4,5%						
Undefined																			
Total		206	100,0%	46	22,3%	101.172.968	100,0%	11.442.471	11,3%	71.387.455	100,0%	8.374.062	11,7%						

All Associated Countries (ERC Scope,no PEOPLE and General Activities (Annex IV))		FP7 Retained Proposals : Participation by Priority Area & Organisation Activity Type																	
Priority Area		Other (OTH)										Requested EC financial contribution to applicants in selection		of which SMEs		SME			
		Applicants in selection		of which SMEs		SME		Project cost for the applicants in the selection		of which SMEs								SME	
		No.	%	No.	%	Euros	%	Euros	%	Euros	%							Euros	%
COOPERATION	Health	16	23,5%	10	62,5%	8.479.989	26,3%	3.835.183	45,2%	5.762.230	26,6%	2.829.302	49,1%						
	Food, Agriculture, and Biotechnology	5	7,4%	2		672.995	2,1%	404.560		510.305	2,4%	344.270	67,5%						
	Information and Communication Technologies	11	16,2%	2		11.428.630	35,5%	958.160		6.289.175	29,0%	419.400	6,7%						
	Nanosciences, Nanotechnologies, Materials and new Production Technologies	2	2,9%	1		619.900	1,9%	335.659		443.059	2,0%	229.203	51,7%						
	Energy	4	5,9%	2		3.399.230	10,5%	167.230		2.757.180	12,7%	133.180	4,8%						
	Environment (including Climate Change)	4	5,9%			458.434	1,4%			395.434	1,8%								
	Transport (including Aeronautics)	3	4,4%			1.269.078	3,9%			835.253	3,9%								
	Socio-economic sciences and Humanities																		
	Space	1	1,5%			38.425	0,1%			38.425	0,2%								
	Security	1	1,5%			423.927	1,3%			318.633	1,5%								
General Activities																			
IDEAS	European Research Council ¹																		
PEOPLE	Marie-Curie Actions ⁴																		
CAPACITIES	Research Infrastructures	6	8,8%	5		1.032.426	3,2%	928.457		1.005.239	4,6%	901.270	89,7%						
	Research for the benefit of SMEs	12	17,6%	9		4.194.925	13,0%	3.550.500		3.108.478	14,3%	2.696.227	86,7%						
	Regions of Knowledge																		
	Research Potential																		
	Science in Society	2	2,9%	2		178.382	0,6%	178.382		173.179	0,8%	173.179	100,0%						
	Coherent development of research policies																		
Euratom	Activities of International Cooperation	1	1,5%	1		37.450	0,1%	37.450		37.450	0,2%	37.450	100,0%						
	Fusion Energy																		
	Nuclear Fission and Radiation Protection																		
Undefined																			
Total		68	100,0%	34	50,0%	32.233.791	100,0%	10.395.581	32,3%	21.674.040	100,0%	7.763.481	35,8%						

All Associated Countries (ERC Scope,no PEOPLE and General Activities (Annex IV)) - FP7 Retained Proposals : Participation by Priority Area Organisation Activity Type

All Associated Countries (ERC Scope,no PEOPLE and General Activities (Annex IV))		FP7 Retained Proposals : Participation by Priority Area & Organisation Activity Type																	
Priority Area		Not Applicable (NA)																	
		Applicants in selection		of which SMEs		SME		Project cost for the applicants in the selection		of which SMEs		SME		Requested EC financial contribution to applicants in selection		of which SMEs		SME	
		No.	%	No.	%	Euros	%	Euros	%	Euros	%	Euros	%	Euros	%	Euros	%		
COOPERATION	Health																		
	Food, Agriculture, and Biotechnology																		
	Information and Communication Technologies																		
	Nanosciences, Nanotechnologies, Materials and new Production Technologies																		
	Energy																		
	Environment (including Climate Change)																		
	Transport (including Aeronautics)																		
	Socio-economic sciences and Humanities																		
	Space																		
	Security																		
General Activities																			
IDEAS	European Research Council ¹	32	100,0%			45.945.685	100,0%			46.873.342	100,0%								
PEOPLE	Marie-Curie Actions ²																		
CAPACITIES	Research Infrastructures																		
	Research for the benefit of SMEs																		
	Regions of Knowledge																		
	Research Potential																		
	Science in Society																		
	Coherent development of research policies																		
Activities of International Cooperation																			
Euratom	Fusion Energy																		
	Nuclear Fission and Radiation Protection																		
	Undefined																		
Total		32	100,0%			45.945.685	100,0%			46.873.342	100,0%								

Reference date 25/02/2008 Report was created for 54 calls

Figures on the basis of proposals submitted in response i) to FP7 calls involving a single-stage proposal submission and evaluation procedure and ii) to the second stage of FP7 calls involving a two-stage proposal submission and evaluation procedure

¹ Applicants refer to hosting organisations/institutions.

² Applicants refer to hosting organisations/institutions. Data on project cost and requested EC financial contribution are usually not available for Marie-Curie actions.

All Associated Countries (ERC Scope,no PEOPLE and General Activities (Annex IV)) - FP7 Success Rates by Priority Area and Funding Scheme

All Associated Countries (ERC Scope,no PEOPLE and General Activities (Annex IV))		FP7 Success Rates by Priority Area and Funding Scheme								
Priority Area		All Funding Schemes								
		Proposals with at least one applicant in selection			Applicants in selection			Requested EC financial contribution to applicants in selection		
		Eligible Proposals	Retained Proposals	Success Rates	Eligible Proposals	Retained Proposals	Success Rates	Eligible Proposals	Retained Proposals	Success Rates
		No.	No.	%	No.	No.	%	No.	No.	%
COOPERATION	Health	725	146	20,1%	1.116	225	20,2%	493.811.923	87.680.960	17,8%
	Food, Agriculture, and Biotechnology	163	29	17,8%	255	44	17,3%	70.783.904	8.840.743	12,5%
	Information and Communication Technologies	673	114	16,9%	1.031	173	16,8%	465.324.587	75.484.065	16,2%
	Nanosciences, Nanotechnologies, Materials and new Production Technologies	159	64	40,3%	270	114	42,2%	104.582.460	44.514.276	42,6%
	Energy	162	28	17,3%	260	49	18,8%	99.493.956	22.515.894	22,6%
	Environment (including Climate Change)	224	40	17,9%	386	70	18,1%	119.473.924	20.069.981	16,8%
	Transport (including Aeronautics)	157	38	24,2%	224	54	24,1%	67.129.338	17.427.136	26,0%
	Socio-economic sciences and Humanities	153	18	11,8%	215	27	12,6%	40.949.084	3.905.083	9,5%
	Space	19	8	42,1%	31	18	58,1%	9.583.423	7.367.777	76,9%
	Security	116	20	17,2%	181	35	19,3%	61.898.728	10.971.930	17,7%
	General Activities									
IDEAS	European Research Council ¹	59	32	54,2%	60	32	53,3%	77.901.208	46.873.342	60,2%
PEOPLE	Marie-Curie Actions ²									
CAPACITIES	Research Infrastructures	69	36	52,2%	109	66	60,6%	31.547.675	18.368.922	58,2%
	Research for the benefit of SMEs	188	50	26,6%	340	88	25,9%	51.434.997	14.876.881	28,9%
	Regions of Knowledge	12		0,0%	29		0,0%	2.770.325		0,0%
	Research Potential	30	2	6,7%	40	2	5,0%	5.219.509	284.848	5,5%
	Science in Society	58	14	24,1%	88	22	25,0%	8.404.125	1.666.421	19,8%
	Coherent development of research policies									
	Activities of International Cooperation	27	6	22,2%	40	11	27,5%	4.079.795	617.683	15,1%
Euratom	Fusion Energy									
	Nuclear Fission and Radiation Protection	17	7	41,2%	19	8	42,1%	5.338.126	3.015.371	56,5%
	Undefined									
Total		3.011	652	21,7%	4.694	1.038	22,1%	1.719.727.087	384.481.313	22,4%

All Associated Countries (ERC Scope,no PEOPLE and General Activities (Annex IV))		FP7 Success Rates by Priority Area and Funding Scheme								
Priority Area		CP, CP-CSA - Collaborative Projects (including combination of CP and CSA)								
		Proposals with at least one applicant in selection			Applicants in selection			Requested EC financial contribution to applicants in selection		
		Eligible Proposals	Retained Proposals	Success Rates	Eligible Proposals	Retained Proposals	Success Rates	Eligible Proposals	Retained Proposals	Success Rates
		No.	No.	%	No.	No.	%	No.	No.	%
COOPERATION	Health	661	128	19,4%	1.037	201	19,4%	483.980.219	84.928.906	17,5%
	Food, Agriculture, and Biotechnology	137	21	15,3%	211	30	14,2%	67.084.289	8.074.631	12,0%
	Information and Communication Technologies	618	97	15,7%	953	145	15,2%	452.799.681	71.397.387	15,8%
	Nanosciences, Nanotechnologies, Materials and new Production Technologies	148	59	39,9%	251	102	40,6%	98.484.786	41.768.390	42,4%
	Energy	140	24	17,1%	229	41	17,9%	95.607.214	21.196.614	22,2%
	Environment (including Climate Change)	193	30	15,5%	344	58	16,9%	114.512.763	18.701.280	16,3%
	Transport (including Aeronautics)	123	26	21,1%	182	41	22,5%	60.466.182	15.856.839	26,2%
	Socio-economic sciences and Humanities	142	16	11,3%	193	20	10,4%	39.685.046	3.607.084	9,1%
	Space	12	7	58,3%	21	16	76,2%	8.830.665	7.295.121	82,6%
	Security	99	12	12,1%	157	24	15,3%	59.772.276	9.787.856	16,4%
	General Activities									
IDEAS	European Research Council ¹									
PEOPLE	Marie-Curie Actions ²									
CAPACITIES	Research Infrastructures	62	31	50,0%	98	57	58,2%	29.739.790	17.053.828	57,3%
	Research for the benefit of SMEs									
	Regions of Knowledge									
	Research Potential									
	Science in Society	11	1	9,1%	13	1	7,7%	2.110.188	164.400	7,8%
	Coherent development of research policies									
	Activities of International Cooperation									
Euratom	Fusion Energy									
	Nuclear Fission and Radiation Protection	14	6	42,9%	15	6	40,0%	4.836.874	2.635.531	54,5%
	Undefined									
Total		2.360	458	19,4%	3.704	742	20,0%	1.517.909.973	302.467.867	19,9%

All Associated Countries (ERC Scope,no PEOPLE and General Activities (Annex IV)) - FP7 Success Rates by Priority Area and Funding Scheme

All Associated Countries (ERC Scope,no PEOPLE and General Activities (Annex IV))		FP7 Success Rates by Priority Area and Funding Scheme								
Priority Area		NoE - Networks of Excellence								
		Proposals with at least one applicant in selection			Applicants in selection			Requested EC financial contribution to applicants in selection		
		Eligible Proposals	Retained Proposals	Success Rates	Eligible Proposals	Retained Proposals	Success Rates	Eligible Proposals	Retained Proposals	Success Rates
		No.	No.	%	No.	No.	%	No.	No.	%
COOPERATION	Health									
	Food, Agriculture, and Biotechnology	2		0,0%	2		0,0%	911.581		0,0%
	Information and Communication Technologies	16	9	56,3%	28	17	60,7%	6.928.054	2.962.486	42,8%
	Nanosciences, Nanotechnologies, Materials and new Production Technologies									
	Energy									
	Environment (including Climate Change)									
	Transport (including Aeronautics)									
	Socio-economic sciences and Humanities									
	Space	1		0,0%	1		0,0%			
	Security									
General Activities										
IDEAS	European Research Council ¹									
PEOPLE	Marie-Curie Actions ²									
CAPACITIES	Research Infrastructures									
	Research for the benefit of SMEs									
	Regions of Knowledge									
	Research Potential									
	Science in Society									
	Coherent development of research policies									
	Activities of International Cooperation									
Euratom	Fusion Energy									
	Nuclear Fission and Radiation Protection									
	Undefined									
Total		19	9	47,4%	31	17	54,8%	7.839.635	2.962.486	37,8%

All Associated Countries (ERC Scope,no PEOPLE and General Activities (Annex IV))		FP7 Success Rates by Priority Area and Funding Scheme								
Priority Area		CSA - Coordination and Support Action								
		Proposals with at least one applicant in selection			Applicants in selection			Requested EC financial contribution to applicants in selection		
		Eligible Proposals	Retained Proposals	Success Rates	Eligible Proposals	Retained Proposals	Success Rates	Eligible Proposals	Retained Proposals	Success Rates
		No.	No.	%	No.	No.	%	No.	No.	%
COOPERATION	Health	64	18	28,1%	79	24	30,4%	9.831.704	2.752.054	28,0%
	Food, Agriculture, and Biotechnology	24	8	33,3%	42	14	33,3%	2.788.034	766.112	27,5%
	Information and Communication Technologies	39	8	20,5%	50	11	22,0%	5.596.852	1.124.192	20,1%
	Nanosciences, Nanotechnologies, Materials and new Production Technologies	11	5	45,5%	19	12	63,2%	6.097.674	2.745.886	45,0%
	Energy	22	4	18,2%	31	8	25,8%	3.886.742	1.319.280	33,9%
	Environment (including Climate Change)	30	9	30,0%	41	11	26,8%	4.922.060	1.329.600	27,0%
	Transport (including Aeronautics)	34	12	35,3%	42	13	31,0%	6.663.156	1.570.297	23,6%
	Socio-economic sciences and Humanities	10	2	20,0%	21	7	33,3%	1.017.488	297.999	29,3%
	Space	6	1	16,7%	9	2	22,2%	752.758	72.656	9,7%
	Security	17	8	47,1%	24	11	45,8%	2.126.452	1.184.074	55,7%
General Activities										
IDEAS	European Research Council ¹									
PEOPLE	Marie-Curie Actions ²									
CAPACITIES	Research Infrastructures	7	5	71,4%	11	9	81,8%	1.807.885	1.315.094	72,7%
	Research for the benefit of SMEs	4		0,0%	4		0,0%	687.238		0,0%
	Regions of Knowledge	12		0,0%	29		0,0%	2.770.325		0,0%
	Research Potential	30	2	6,7%	40	2	5,0%	5.219.509	284.848	5,5%
	Science in Society	47	13	27,7%	75	21	28,0%	6.293.937	1.502.021	23,9%
	Coherent development of research policies									
	Activities of International Cooperation	27	6	22,2%	40	11	27,5%	4.079.795	617.683	15,1%
Euratom	Fusion Energy									
	Nuclear Fission and Radiation Protection	3	1	33,3%	4	2	50,0%	501.252	379.840	75,8%
	Undefined									
Total		387	102	26,4%	561	158	28,2%	65.042.861	17.261.636	26,5%

All Associated Countries (ERC Scope,no PEOPLE and General Activities (Annex IV)) - FP7 Success Rates by Priority Area and Funding Scheme

All Associated Countries (ERC Scope,no PEOPLE and General Activities (Annex IV))		FP7 Success Rates by Priority Area and Funding Scheme								
Priority Area		BSG, MC - Research for the benefit of specific groups/ Support for training and career development of researchers (Marie Curie)								
		Proposals with at least one applicant in selection			Applicants in selection			Requested EC financial contribution to applicants in selection		
		Eligible Proposals	Retained Proposals	Success Rates	Eligible Proposals	Retained Proposals	Success Rates	Eligible Proposals	Retained Proposals	Success Rates
		No.	No.	%	No.	No.	%	No.	No.	%
COOPERATION	Health									
	Food, Agriculture, and Biotechnology									
	Information and Communication Technologies									
	Nanosciences, Nanotechnologies, Materials and new Production Technologies									
	Energy									
	Environment (including Climate Change)	1	1	100,0%	1	1	100,0%	39.101	39.101	100,0%
	Transport (including Aeronautics)									
	Socio-economic sciences and Humanities	1		0,0%	1		0,0%	246.550		0,0%
	Space									
IDEAS	Security									
	General Activities									
PEOPLE	European Research Council ¹									
	Marie-Curie Actions ²									
CAPACITIES	Research Infrastructures									
	Research for the benefit of SMEs	184	50	27,2%	336	88	26,2%	50.747.759	14.876.881	29,3%
	Regions of Knowledge									
	Research Potential									
	Science in Society									
	Coherent development of research policies									
Euratom	Activities of International Cooperation									
	Fusion Energy									
	Nuclear Fission and Radiation Protection									
	Undefined									
Total		186	51	27,4%	338	89	26,3%	51.033.410	14.915.982	29,2%

All Associated Countries (ERC Scope,no PEOPLE and General Activities (Annex IV))		FP7 Success Rates by Priority Area and Funding Scheme								
Priority Area		ERC, RSFF, OTH - Support for frontier research (ERC)/ Risk sharing finance facility/ Other								
		Proposals with at least one applicant in selection			Applicants in selection			Requested EC financial contribution to applicants in selection		
		Eligible Proposals	Retained Proposals	Success Rates	Eligible Proposals	Retained Proposals	Success Rates	Eligible Proposals	Retained Proposals	Success Rates
		No.	No.	%	No.	No.	%	No.	No.	%
COOPERATION	Health									
	Food, Agriculture, and Biotechnology									
	Information and Communication Technologies									
	Nanosciences, Nanotechnologies, Materials and new Production Technologies									
	Energy									
	Environment (including Climate Change)									
	Transport (including Aeronautics)									
	Socio-economic sciences and Humanities									
	Space									
IDEAS	Security									
	General Activities									
PEOPLE	European Research Council ¹	59	32	54,2%	60	32	53,3%	77.901.208	46.873.342	60,2%
	Marie-Curie Actions ²									
CAPACITIES	Research Infrastructures									
	Research for the benefit of SMEs									
	Regions of Knowledge									
	Research Potential									
	Science in Society									
	Coherent development of research policies									
Euratom	Activities of International Cooperation									
	Fusion Energy									
	Nuclear Fission and Radiation Protection									
	Undefined									
Total		59	32	54,2%	60	32	53,3%	77.901.208	46.873.342	60,2%

Reference date 25/02/2008 Report was created for 54 calls

Figures on the basis of proposals submitted in response i) to FP7 calls involving a single-stage proposal submission and evaluation procedure and ii) to the second stage of FP7 calls involving a two-stage proposal submission and evaluation procedure

1 Applicants refer to hosting organisations/institutions.

2 Applicants refer to hosting organisations/institutions. Data on project cost and requested EC financial contribution are usually not available for Marie-Curie actions.

All Associated Countries (ERC Scope,no PEOPLE and General Activities (Annex IV)) - FP7 Success Rates by Priority Area and Organisation Activity Type

All Associated Countries (ERC Scope,no PEOPLE and General Activities (Annex IV))			FP7 Success Rates by Priority Area and Organisation Activity Type											
Priority Area			All Activity Types											
			Applicants in selection			Requested EC financial contribution to applicants in the selection			SMEs applicants in the selection			Requested EC financial contribution to SMEs applicants in the selection		
			Eligible Proposals	Retained Proposals	Success Rates	Eligible Proposals	Retained Proposals	Success Rates	Eligible Proposals	Retained Proposals	Success Rates	Eligible Proposals	Retained Proposals	Success Rates
No.	No.	%	No.	No.	%	No.	No.	%	No.	No.	%			
COOPERATION	Health	1.116	225	20,2%	493.811.923	87.680.960	17,8%	273	53	19,4%	114.834.622	16.940.127	14,8%	
	Food, Agriculture, and Biotechnology	255	44	17,3%	70.783.904	8.840.743	12,5%	92	12	13,0%	21.735.028	1.730.936	8,0%	
	Information and Communication Technologies	1.031	173	16,8%	465.324.587	75.484.065	16,2%	305	33	10,8%	124.829.976	13.876.499	11,1%	
	Nanosciences, Nanotechnologies, Materials and new Production Technologies	270	114	42,2%	104.582.460	44.514.276	42,6%	76	37	48,7%	25.852.520	11.375.167	44,0%	
	Energy	260	49	18,8%	99.493.956	22.515.894	22,6%	90	11	12,2%	29.139.381	4.391.766	15,1%	
	Environment (including Climate Change)	386	70	18,1%	119.473.924	20.069.981	16,8%	109	17	15,6%	27.967.283	4.004.874	14,3%	
	Transport (including Aeronautics)	224	54	24,1%	67.129.338	17.427.136	26,0%	76	15	19,7%	21.398.867	4.392.506	20,5%	
	Socio-economic sciences and Humanities	215	27	12,6%	40.949.084	3.905.083	9,5%	63	7	11,1%	12.011.976	1.061.935	8,8%	
	Space	31	18	58,1%	9.583.423	7.367.777	76,9%	11	8	72,7%	2.658.045	2.436.368	91,7%	
	Security	181	35	19,3%	61.898.728	10.971.930	17,7%	47	3	6,4%	17.198.583	1.305.821	7,6%	
General Activities														
IDEAS	European Research Council ¹	60	32	53,3%	77.901.208	46.873.342	60,2%							
PEOPLE	Marie-Curie Actions ²													
CAPACITIES	Research Infrastructures	109	66	60,6%	31.547.675	18.368.922	58,2%	20	13	65,0%	4.521.513	2.724.267	60,3%	
	Research for the benefit of SMEs	340	88	25,9%	51.434.997	14.876.881	28,9%	243	60	24,7%	46.150.583	13.370.834	29,0%	
	Regions of Knowledge	29		0,0%	2.770.325		0,0%	21		0,0%	2.134.074		0,0%	
	Research Potential	40	2	5,0%	5.219.509	284.848	5,5%	15	1	6,7%	2.655.819	278.000	10,5%	
	Science in Society	88	22	25,0%	8.404.125	1.666.421	19,8%	24	6	25,0%	2.588.136	479.489	18,5%	
	Coherent development of research policies													
	Activities of International Cooperation	40	11	27,5%	4.079.795	617.683	15,1%	13	2	15,4%	1.344.607	93.622	7,0%	
Euratom	Fusion Energy													
	Nuclear Fission and Radiation Protection	19	8	42,1%	5.338.126	3.015.371	56,5%	7	2	28,6%	1.471.221	306.958	20,9%	
	Undefined													
Total		4.694	1.038	22,1%	1.719.727.087	384.481.313	22,4%	1.485	280	18,9%	458.492.234	78.769.169	17,2%	

All Associated Countries (ERC Scope,no PEOPLE and General Activities (Annex IV))			FP7 Success Rates by Priority Area and Organisation Activity Type											
Priority Area			Higher or secondary education (HES)											
			Applicants in selection			Requested EC financial contribution to applicants in the selection			SMEs applicants in the selection			Requested EC financial contribution to SMEs applicants in the selection		
			Eligible Proposals	Retained Proposals	Success Rates	Eligible Proposals	Retained Proposals	Success Rates	Eligible Proposals	Retained Proposals	Success Rates	Eligible Proposals	Retained Proposals	Success Rates
No.	No.	%	No.	No.	%	No.	No.	%	No.	No.	%			
COOPERATION	Health	715	132	18,5%	330.088.905	55.865.552	16,9%	62	10	16,1%	25.182.117	3.486.059	13,8%	
	Food, Agriculture, and Biotechnology	93	20	21,5%	29.483.276	5.732.801	19,4%	15	3	20,0%	3.471.221	488.876	14,1%	
	Information and Communication Technologies	459	84	18,3%	196.330.416	33.898.496	17,3%	33	1	3,0%	12.238.897	300.000	2,5%	
	Nanosciences, Nanotechnologies, Materials and new Production Technologies	110	47	42,7%	50.574.426	23.893.837	47,2%	4	2	50,0%	1.628.499	976.099	59,9%	
	Energy	83	15	18,1%	30.479.173	4.689.307	15,4%	5		0,0%	992.333		0,0%	
	Environment (including Climate Change)	177	28	15,8%	54.001.017	7.880.394	14,6%	21	5	23,8%	4.672.355	1.072.594	23,0%	
	Transport (including Aeronautics)	48	15	31,3%	11.138.060	3.512.616	31,5%	2		0,0%	141.409		0,0%	
	Socio-economic sciences and Humanities	121	12	9,9%	25.498.721	2.536.572	9,9%	17	2	11,8%	2.730.701	473.413	17,3%	
	Space	6	1	16,7%	1.124.825	258.812	23,0%							
	Security	52	4	7,7%	17.863.711	717.563	4,0%	5		0,0%	1.351.830		0,0%	
General Activities														
IDEAS	European Research Council ¹													
PEOPLE	Marie-Curie Actions ²													
CAPACITIES	Research Infrastructures	39	18	46,2%	10.477.858	3.807.800	36,3%	2		0,0%	1.056.387		0,0%	
	Research for the benefit of SMEs	16	4	25,0%	586.886	91.636	15,6%	1		0,0%	359.000		0,0%	
	Regions of Knowledge	8		0,0%	783.767		0,0%	2		0,0%	248.683		0,0%	
	Research Potential	28		0,0%	3.422.901		0,0%	8		0,0%	1.213.419		0,0%	
	Science in Society	52	12	23,1%	5.310.433	1.067.311	20,1%	4	2	50,0%	245.309	75.970	31,0%	
	Coherent development of research policies													
	Activities of International Cooperation	16		0,0%	1.942.316		0,0%	3		0,0%	126.244		0,0%	
Euratom	Fusion Energy													
	Nuclear Fission and Radiation Protection	1		0,0%	209.700		0,0%							
	Undefined													
Total		2.024	392	19,4%	769.316.391	143.952.697	18,7%	184	25	13,6%	55.658.404	6.873.011	12,3%	

Priority Area		FP7 Success Rates by Priority Area and Organisation Activity Type											
		Private for profit (excl. education) (PRC)											
		Applicants in selection			Requested EC financial contribution to applicants in the selection			SMEs applicants in the selection			Requested EC financial contribution to SMEs applicants in the selection		
		Eligible Proposals	Retained Proposals	Success Rates	Eligible Proposals	Retained Proposals	Success Rates	Eligible Proposals	Retained Proposals	Success Rates	Eligible Proposals	Retained Proposals	Success Rates
No.	No.	%	No.	No.	%	No.	No.	%	No.	No.	%		
COOPERATION	Health	174	35	20,1%	78.528.660	13.268.081	16,9%	130	22	16,9%	59.640.274	6.787.767	11,4%
	Food, Agriculture, and Biotechnology	58	8	13,8%	14.027.380	887.792	6,3%	38	5	13,2%	9.634.539	607.603	6,3%
	Information and Communication Technologies	376	54	14,4%	167.050.199	22.546.354	13,5%	227	28	12,3%	100.462.146	12.722.215	12,7%
	Nanosciences, Nanotechnologies, Materials and new Production Technologies	109	47	43,1%	32.863.311	13.125.671	39,9%	61	30	49,2%	20.459.795	8.583.710	42,0%
	Energy	87	13	14,9%	30.181.104	7.192.307	23,8%	58	7	12,1%	20.491.798	3.759.434	18,3%
	Environment (including Climate Change)	45	3	6,7%	12.696.731	614.350	4,8%	32	1	3,1%	8.372.775	499.814	6,0%
	Transport (including Aeronautics)	109	25	22,9%	30.104.167	9.367.299	31,1%	59	12	20,3%	16.603.347	3.571.129	21,5%
	Socio-economic sciences and Humanities	3		0,0%	714.548		0,0%	3		0,0%	714.548		0,0%
	Space	3	2	66,7%	615.330	254.130	41,3%	2	2	100,0%	254.130	254.130	100,0%
	Security	58	15	25,9%	22.495.770	7.309.157	32,5%	25	3	12,0%	9.880.024	1.305.821	13,2%
	General Activities												
	IDEAS												
	European Research Council ¹												
	PEOPLE												
	Marie-Curie Actions ²												
CAPACITIES	Research Infrastructures	6	4	66,7%	1.866.344	1.328.164	71,2%	5	3	60,0%	1.733.015	1.194.835	68,9%
	Research for the benefit of SMEs	185	46	24,9%	37.621.573	11.030.449	29,3%	165	40	24,2%	36.306.949	10.345.872	28,5%
	Regions of Knowledge	6		0,0%	460.402		0,0%	6		0,0%	460.402		0,0%
	Research Potential												
	Science in Society	5	1	20,0%	442.240	160.360	36,3%	5	1	20,0%	442.240	160.360	36,3%
	Coherent development of research policies												
	Activities of International Cooperation	2	1	50,0%	283.539	56.172	19,8%	2	1	50,0%	283.539	56.172	19,8%
Euratom	Fusion Energy												
	Nuclear Fission and Radiation Protection	1		0,0%	154.500		0,0%	1		0,0%	154.500		0,0%
	Undefined												
Total		1.227	254	20,7%	430.105.798	87.140.286	20,3%	819	155	18,9%	285.894.021	49.848.862	17,4%

Priority Area		FP7 Success Rates by Priority Area and Organisation Activity Type											
		Public body (excl. research and education) (PUB)											
		Applicants in selection			Requested EC financial contribution to applicants in the selection			SMEs applicants in the selection			Requested EC financial contribution to SMEs applicants in the selection		
		Eligible Proposals	Retained Proposals	Success Rates	Eligible Proposals	Retained Proposals	Success Rates	Eligible Proposals	Retained Proposals	Success Rates	Eligible Proposals	Retained Proposals	Success Rates
No.	No.	%	No.	No.	%	No.	No.	%	No.	No.	%		
COOPERATION	Health	45	15	33,3%	13.131.673	3.958.365	30,1%	15	4	26,7%	6.255.098	2.594.316	41,5%
	Food, Agriculture, and Biotechnology	11	5	45,5%	946.767	267.751	28,3%	4	1	25,0%	602.748	7.062	1,2%
	Information and Communication Technologies	43	7	16,3%	11.790.814	973.361	8,3%	17	2	11,8%	4.760.985	434.884	9,1%
	Nanosciences, Nanotechnologies, Materials and new Production Technologies	10	7	70,0%	3.628.340	1.772.330	48,8%	4	3	75,0%	1.704.605	1.379.355	80,9%
	Energy	12	5	41,7%	2.555.567	1.365.279	53,4%	5	2	40,0%	1.318.928	499.152	37,8%
	Environment (including Climate Change)	18	7	38,9%	2.937.956	829.222	28,2%	7	2	28,6%	959.996	243.949	25,4%
	Transport (including Aeronautics)	24	3	12,5%	7.807.009	141.144	1,8%	6	1	16,7%	1.186.426	70.000	5,9%
	Socio-economic sciences and Humanities	9	3	33,3%	749.329	400.440	53,4%	3	1	33,3%	325.362	210.200	64,6%
	Space	5	3	60,0%	1.176.564	666.431	56,6%						
	Security	20	6	30,0%	3.134.820	898.407	28,7%	4		0,0%	1.259.237		0,0%
	General Activities												
	IDEAS												
	European Research Council ¹												
	PEOPLE												
	Marie-Curie Actions ²												
CAPACITIES	Research Infrastructures	11	11	100,0%	1.622.346	1.622.346	100,0%	2	2	100,0%	222.747	222.747	100,0%
	Research for the benefit of SMEs												
	Regions of Knowledge	3		0,0%	253.746		0,0%	3		0,0%	253.746		0,0%
	Research Potential	4	1	25,0%	786.117	6.848	0,9%	2		0,0%	768.034		0,0%
	Science in Society	12	6	50,0%	903.334	151.201	16,7%	3	1	33,3%	452.799	69.980	15,5%
	Coherent development of research policies												
	Activities of International Cooperation	7	6	85,7%	247.405	222.260	89,8%						
Euratom	Fusion Energy												
	Nuclear Fission and Radiation Protection	3	1	33,3%	402.857	178.108	44,2%	2	1	50,0%	336.781	178.108	52,9%
	Undefined												
Total		237	86	36,3%	52.074.644	13.453.493	25,8%	77	20	26,0%	20.407.492	5.909.753	29,0%

		FP7 Success Rates by Priority Area and Organisation Activity Type											
Priority Area		Research organisations (REC)											
		Applicants in selection			Requested EC financial contribution to applicants in the selection			SMEs applicants in the selection			Requested EC financial contribution to SMEs applicants in the selection		
		Eligible Proposals	Retained Proposals	Success Rates	Eligible Proposals	Retained Proposals	Success Rates	Eligible Proposals	Retained Proposals	Success Rates	Eligible Proposals	Retained Proposals	Success Rates
		No.	No.	%	No.	No.	%	No.	No.	%	No.	No.	%
COOPERATION	Health	108	27	25,0%	44.559.967	8.826.732	19,8%	21	7	33,3%	5.802.220	1.242.683	21,4%
	Food, Agriculture, and Biotechnology	65	6	9,2%	20.270.780	1.442.094	7,1%	17	1	5,9%	4.326.452	283.125	6,5%
	Information and Communication Technologies	102	17	16,7%	70.593.819	11.776.679	16,7%	9		0,0%	3.392.453		0,0%
	Nanosciences, Nanotechnologies, Materials and new Production Technologies	33	11	33,3%	14.651.384	5.279.379	36,0%	5	1	20,0%	1.612.918	206.800	12,8%
	Energy	63	12	19,0%	30.504.791	6.511.821	21,3%	11		0,0%	3.824.111		0,0%
	Environment (including Climate Change)	120	28	23,3%	42.747.660	10.350.581	24,2%	37	9	24,3%	10.717.390	2.188.517	20,4%
	Transport (including Aeronautics)	32	8	25,0%	14.359.832	3.570.824	24,9%	5	2	40,0%	1.720.791	751.377	43,7%
	Socio-economic sciences and Humanities	67	12	17,9%	11.541.208	968.071	8,4%	31	4	12,9%	6.632.294	378.322	5,7%
	Space	16	11	68,8%	6.628.279	6.149.979	92,8%	9	6	66,7%	2.403.915	2.182.238	90,8%
	Security	40	9	22,5%	14.432.180	1.728.170	12,0%	7		0,0%	2.107.379		0,0%
	General Activities												
IDEAS	European Research Council ¹												
PEOPLE	Marie-Curie Actions ²												
CAPACITIES	Research Infrastructures	43	27	62,8%	15.852.853	10.605.373	66,9%	5	3	60,0%	578.094	405.415	70,1%
	Research for the benefit of SMEs	81	26	32,1%	2.116.607	646.318	30,5%	38	11	28,9%	869.546	328.735	37,8%
	Regions of Knowledge	6		0,0%	761.111		0,0%	5		0,0%	746.079		0,0%
	Research Potential	8	1	12,5%	1.010.491	278.000	27,5%	5	1	20,0%	674.366	278.000	41,2%
	Science in Society	7	1	14,3%	1.036.089	114.370	11,0%	3		0,0%	783.879		0,0%
	Coherent development of research policies												
	Activities of International Cooperation	13	3	23,1%	1.189.885	301.801	25,4%	6		0,0%	518.174		0,0%
Euratom	Fusion Energy												
	Nuclear Fission and Radiation Protection	11	7	63,6%	3.719.979	2.837.263	76,3%	1	1	100,0%	128.850	128.850	100,0%
	Undefined												
Total		815	206	25,3%	295.976.915	71.387.455	24,1%	215	46	21,4%	46.838.911	8.374.062	17,9%

		FP7 Success Rates by Priority Area and Organisation Activity Type											
Priority Area		Others (OTH)											
		Applicants in selection			Requested EC financial contribution to applicants in the selection			SMEs applicants in the selection			Requested EC financial contribution to SMEs applicants in the selection		
		Eligible Proposals	Retained Proposals	Success Rates	Eligible Proposals	Retained Proposals	Success Rates	Eligible Proposals	Retained Proposals	Success Rates	Eligible Proposals	Retained Proposals	Success Rates
		No.	No.	%	No.	No.	%	No.	No.	%	No.	No.	%
COOPERATION	Health	74	16	21,6%	27.502.718	5.762.230	21,0%	45	10	22,2%	17.954.913	2.829.302	15,8%
	Food, Agriculture, and Biotechnology	28	5	17,9%	6.055.701	510.305	8,4%	18	2	11,1%	3.700.068	344.270	9,3%
	Information and Communication Technologies	51	11	21,6%	19.559.339	6.289.175	32,2%	19	2	10,5%	3.975.495	419.400	10,5%
	Nanosciences, Nanotechnologies, Materials and new Production Technologies	8	2	25,0%	2.864.999	443.059	15,5%	2	1	50,0%	446.703	229.203	51,3%
	Energy	15	4	26,7%	5.773.321	2.757.180	47,8%	11	2	18,2%	2.512.211	133.180	5,3%
	Environment (including Climate Change)	26	4	15,4%	7.090.560	395.434	5,6%	12		0,0%	3.244.767		0,0%
	Transport (including Aeronautics)	11	3	27,3%	3.720.270	835.253	22,5%	4		0,0%	1.746.894		0,0%
	Socio-economic sciences and Humanities	15		0,0%	2.445.278		0,0%	9		0,0%	1.609.071		0,0%
	Space	1	1	100,0%	38.425	38.425	100,0%						
	Security	11	1	9,1%	3.972.247	318.833	8,0%	6		0,0%	2.600.113		0,0%
	General Activities												
IDEAS	European Research Council ¹												
PEOPLE	Marie-Curie Actions ²												
CAPACITIES	Research Infrastructures	10	6	60,0%	1.728.274	1.005.239	58,2%	6	5	83,3%	931.270	901.270	96,8%
	Research for the benefit of SMEs	58	12	20,7%	11.109.931	3.108.478	28,0%	39	9	23,1%	8.615.088	2.696.227	31,3%
	Regions of Knowledge	6		0,0%	511.299		0,0%	5		0,0%	425.164		0,0%
	Research Potential												
	Science in Society	12	2	16,7%	712.029	173.179	24,3%	9	2	22,2%	663.909	173.179	26,1%
	Coherent development of research policies												
	Activities of International Cooperation	2	1	50,0%	416.650	37.450	9,0%	2	1	50,0%	416.650	37.450	9,0%
Euratom	Fusion Energy												
	Nuclear Fission and Radiation Protection	3		0,0%	851.090		0,0%	3		0,0%	851.090		0,0%
	Undefined												
Total		331	68	20,5%	94.352.131	21.674.040	23,0%	190	34	17,9%	49.693.406	7.763.481	15,6%

All Associated Countries (ERC Scope, no PEOPLE and General Activities (Annex IV)) - FP7 Success Rates by Priority Area and Organisation Activity Type

Priority Area		FP7 Success Rates by Priority Area and Organisation Activity Type											
		Not Applicable (NA)											
		Applicants in selection			Requested EC financial contribution to applicants in the selection			SMEs applicants in the selection			Requested EC financial contribution to SMEs applicants in the selection		
		Eligible Proposals No.	Retained Proposals No.	Success Rates %	Eligible Proposals No.	Retained Proposals No.	Success Rates %	Eligible Proposals No.	Retained Proposals No.	Success Rates %	Eligible Proposals No.	Retained Proposals No.	Success Rates %
COOPERATION	Health												
	Food, Agriculture, and Biotechnology												
	Information and Communication Technologies												
	Nanosciences, Nanotechnologies, Materials and new Production Technologies												
	Energy												
	Environment (including Climate Change)												
	Transport (including Aeronautics)												
	Socio-economic sciences and Humanities												
	Space												
	Security												
General Activities													
IDEAS	European Research Council ¹	60	32	53,3%	77.901.208	46.873.342	60,2%						
PEOPLE	Marie-Curie Actions ²												
CAPACITIES	Research Infrastructures												
	Research for the benefit of SMEs												
	Regions of Knowledge												
	Research Potential												
	Science in Society												
	Coherent development of research policies												
Euratom	Activities of International Cooperation												
	Fusion Energy												
	Nuclear Fission and Radiation Protection												
	Undefined												
Total		60	32	53,3%	77.901.208	46.873.342	60,2%						

Reference date 25/02/2008 Report was created for 54 calls

Figures on the basis of proposals submitted in response i) to FP7 calls involving a single-stage proposal submission and evaluation procedure and ii) to the second stage of FP7 calls involving a two-stage proposal submission and evaluation procedure

1 Applicants refer to hosting organisations/institutions.

2 Applicants refer to hosting organisations/institutions. Data on project cost and requested EC financial contribution are usually not available for Marie-Curie actions.

All Third Countries (ERC Scope,no PEOPLE and General Activities (Annex IV)) - FP7 Eligible Proposals : Participation by Priority Area and Funding Scheme

All Third Countries (ERC Scope,no PEOPLE and General Activities (Annex IV))		FP7 Eligible Proposals : Participation by Priority Area and Funding Scheme													
Priority Area		All Funding Schemes													
		Eligible proposals with at least one applicant in selection		Applicants in selection		All applicants in proposals		Project cost in proposals		Project cost for all applicants in selection		Requested EC financial contribution to proposals		Requested EC financial contribution to all applicants in selection	
		No.	%	No.	%	No.	%	Euros	%	Euros	%	Euros	%	Euros	%
COOPERATION	Health	463	22,2%	1.125	22,3%	4.738	20,8%	2.328.958.747	26,3%	322.748.246	30,7%	1.743.964.342	27,1%	230.816.761	30,8%
	Food, Agriculture, and Biotechnology	148	7,1%	408	8,1%	1.663	7,3%	540.745.092	6,1%	93.363.877	8,9%	407.545.042	6,3%	64.416.349	8,6%
	Information and Communication Technologies	299	14,3%	568	11,3%	3.308	14,5%	1.751.434.011	19,8%	134.298.410	12,8%	1.230.705.238	19,1%	83.833.367	11,2%
	Nanosciences, Nanotechnologies, Materials and new Production Technologies	70	3,4%	128	2,5%	1.005	4,4%	462.161.681	5,2%	23.315.574	2,2%	323.186.089	5,0%	10.235.834	1,4%
	Energy	173	8,3%	356	7,1%	1.762	7,7%	727.737.487	8,2%	74.419.114	7,1%	480.878.902	7,5%	49.927.126	6,7%
	Environment (including Climate Change)	303	14,5%	1.108	22,0%	3.899	17,1%	1.170.448.684	13,2%	194.280.164	18,5%	886.082.564	13,8%	146.319.813	19,5%
	Transport (including Aeronautics)	120	5,8%	219	4,3%	1.657	7,3%	769.239.967	8,7%	50.428.717	4,8%	522.835.774	8,1%	33.383.313	4,4%
	Socio-economic sciences and Humanities	125	6,0%	264	5,2%	1.158	5,1%	204.126.431	2,3%	28.734.755	2,7%	161.076.649	2,5%	21.647.281	2,9%
	Space	15	0,7%	22	0,4%	259	1,1%	176.109.453	2,0%	7.060.063	0,7%	114.834.573	1,8%	4.311.860	0,6%
	Security	28	1,3%	42	0,8%	283	1,2%	104.050.188	1,2%	8.370.846	0,8%	78.024.204	1,2%	6.528.723	0,9%
General Activities															
IDEAS	European Research Council ¹	6	0,3%	11	0,2%	30	0,1%	14.473.943	0,2%	132.000	0,0%	7.966.153	0,1%	132.000	0,0%
PEOPLE	Marie-Curie Actions ²														
CAPACITIES	Research Infrastructures	43	2,1%	106	2,1%	580	2,5%	201.697.636	2,3%	18.407.133	1,7%	156.728.989	2,4%	13.721.586	1,8%
	Research for the benefit of SMEs	55	2,6%	80	1,6%	565	2,5%	96.773.454	1,1%	8.723.354	0,8%	70.398.222	1,1%	6.439.239	0,9%
	Regions of Knowledge	1	0,0%	1	0,0%	10	0,0%	843.719	0,0%	80.916	0,0%	843.719	0,0%	80.916	0,0%
	Research Potential	87	4,2%	133	2,6%	478	2,1%	91.921.733	1,0%	42.499.668	4,0%	87.048.211	1,4%	41.341.444	5,5%
	Science in Society	34	1,6%	88	1,7%	361	1,6%	26.227.959	0,3%	5.373.802	0,5%	23.490.750	0,4%	4.801.716	0,6%
	Coherent development of research policies														
Activities of International Cooperation	106	5,1%	372	7,4%	865	3,8%	96.796.572	1,1%	35.248.704	3,3%	90.113.824	1,4%	31.744.031	4,2%	
Euratom	Fusion Energy														
	Nuclear Fission and Radiation Protection	8	0,4%	12	0,2%	145	0,6%	88.794.315	1,0%	5.007.611	0,5%	51.579.726	0,8%	858.134	0,1%
	Undefined														
Total		2.084	100,0%	5.043	100,0%	22.766	100,0%	8.852.541.072	100,0%	1.052.492.954	100,0%	6.437.302.971	100,0%	750.539.493	100,0%

All Third Countries (ERC Scope,no PEOPLE and General Activities (Annex IV))		FP7 Eligible Proposals : Participation by Priority Area and Funding Scheme													
Priority Area		CP, CP-CSA - Collaborative Projects (including combination of CP and CSA)													
		Eligible proposals with at least one applicant in selection		Applicants in selection		All applicants in proposals		Project cost in proposals		Project cost for all applicants in selection		Requested EC financial contribution to proposals		Requested EC financial contribution to all applicants in selection	
		No.	%	No.	%	No.	%	Euros	%	Euros	%	Euros	%	Euros	%
COOPERATION	Health	404	26,4%	899	27,1%	4.121	23,4%	2.245.546.893	27,4%	302.864.711	34,3%	1.676.399.181	28,5%	214.806.527	35,7%
	Food, Agriculture, and Biotechnology	124	8,1%	322	9,7%	1.335	7,6%	519.494.320	6,3%	89.447.707	10,1%	387.720.602	6,6%	60.931.604	10,1%
	Information and Communication Technologies	256	16,7%	388	11,7%	2.891	16,4%	1.704.340.199	20,8%	121.838.020	13,8%	1.189.946.032	20,2%	73.548.867	12,2%
	Nanosciences, Nanotechnologies, Materials and new Production Technologies	60	3,9%	103	3,1%	912	5,2%	445.563.889	5,4%	17.787.554	2,0%	313.414.297	5,3%	8.689.814	1,4%
	Energy	132	8,6%	226	6,8%	1.336	7,6%	680.455.002	8,3%	64.208.443	7,3%	436.137.775	7,4%	40.070.778	6,7%
	Environment (including Climate Change)	257	16,8%	829	25,0%	3.309	18,8%	1.109.857.297	13,5%	174.855.944	19,8%	830.781.913	14,1%	129.342.916	21,5%
	Transport (including Aeronautics)	101	6,6%	159	4,8%	1.492	8,5%	753.228.247	9,2%	47.011.178	5,3%	507.535.214	8,6%	30.357.905	5,1%
	Socio-economic sciences and Humanities	108	7,0%	218	6,6%	988	5,6%	187.645.831	2,3%	25.398.247	2,9%	145.069.264	2,5%	18.336.561	3,1%
	Space	15	1,0%	22	0,7%	259	1,5%	176.109.453	2,1%	7.060.063	0,8%	114.834.573	2,0%	4.311.860	0,7%
	Security	23	1,5%	33	1,0%	224	1,3%	101.220.665	1,2%	8.043.032	0,9%	75.352.175	1,3%	6.269.673	1,0%
General Activities															
IDEAS	European Research Council ¹														
PEOPLE	Marie-Curie Actions ²														
CAPACITIES	Research Infrastructures	38	2,5%	98	3,0%	520	3,0%	194.155.288	2,4%	17.690.716	2,0%	149.282.941	2,5%	13.101.469	2,2%
	Research for the benefit of SMEs														
	Regions of Knowledge														
	Research Potential														
	Science in Society	7	0,5%	14	0,4%	61	0,3%	5.052.063	0,1%	1.170.213	0,1%	3.885.694	0,1%	818.520	0,1%
	Coherent development of research policies														
Activities of International Cooperation															
Euratom	Fusion Energy														
	Nuclear Fission and Radiation Protection	7	0,5%	10	0,3%	139	0,8%	86.789.224	1,1%	4.430.772	0,5%	49.682.795	0,8%	281.295	0,0%
	Undefined														
Total		1.532	100,0%	3.321	100,0%	17.587	100,0%	8.209.458.371	100,0%	881.806.600	100,0%	5.880.042.456	100,0%	600.867.789	100,0%

All Third Countries (ERC Scope,no PEOPLE and General Activities (Annex IV)) - FP7 Eligible Proposals : Participation by Priority Area and Funding Scheme

All Third Countries (ERC Scope,no PEOPLE and General Activities (Annex IV))		FP7 Eligible Proposals : Participation by Priority Area and Funding Scheme													
Priority Area		NoE - Networks of Excellence													
		Eligible proposals with at least one applicant in selection		Applicants in selection		All applicants in proposals		Project cost in proposals		Project cost for all applicants in selection		Requested EC financial contribution to proposals		Requested EC financial contribution to all applicants in selection	
		No.	%	No.	%	No.	%	Euros	%	Euros	%	Euros	%	Euros	%
COOPERATION	Health														
	Food, Agriculture, and Biotechnology														
	Information and Communication Technologies	3	100,0%	4	100,0%	39	100,0%	11.845.316	100,0%	370.300	100,0%	9.695.875	100,0%	176.230	100,0%
	Nanosciences, Nanotechnologies, Materials and new Production Technologies														
	Energy														
	Environment (including Climate Change)														
	Transport (including Aeronautics)														
	Socio-economic sciences and Humanities														
	Space														
	Security														
General Activities															
IDEAS	European Research Council ¹														
PEOPLE	Marie-Curie Actions ²														
CAPACITIES	Research Infrastructures														
	Research for the benefit of SMEs														
	Regions of Knowledge														
	Research Potential														
	Science in Society														
	Coherent development of research policies														
Activities of International Cooperation															
Euratom	Fusion Energy														
	Nuclear Fission and Radiation Protection														
	Undefined														
Total		3	100,0%	4	100,0%	39	100,0%	11.845.316	100,0%	370.300	100,0%	9.695.875	100,0%	176.230	100,0%

All Third Countries (ERC Scope,no PEOPLE and General Activities (Annex IV))		FP7 Eligible Proposals : Participation by Priority Area and Funding Scheme													
Priority Area		CSA - Coordination and Support Action													
		Eligible proposals with at least one applicant in selection		Applicants in selection		All applicants in proposals		Project cost in proposals		Project cost for all applicants in selection		Requested EC financial contribution to proposals		Requested EC financial contribution to all applicants in selection	
		No.	%	No.	%	No.	%	Euros	%	Euros	%	Euros	%	Euros	%
COOPERATION	Health	59	12,1%	226	13,9%	617	13,6%	83.411.854	16,1%	19.883.535	12,3%	67.565.161	14,4%	16.010.234	11,2%
	Food, Agriculture, and Biotechnology	24	4,9%	86	5,3%	328	7,2%	21.250.772	4,1%	3.916.170	2,4%	19.824.440	4,2%	3.484.745	2,4%
	Information and Communication Technologies	40	8,2%	176	10,8%	378	8,3%	35.248.496	6,8%	12.090.090	7,5%	31.063.331	6,6%	10.108.270	7,1%
	Nanosciences, Nanotechnologies, Materials and new Production Technologies	10	2,0%	25	1,5%	93	2,0%	16.597.792	3,2%	5.528.020	3,4%	9.771.792	2,1%	1.546.020	1,1%
	Energy	41	8,4%	130	8,0%	426	9,4%	47.282.485	9,1%	10.210.671	6,3%	44.741.127	9,5%	9.856.348	6,9%
	Environment (including Climate Change)	45	9,2%	275	16,9%	582	12,8%	60.226.187	11,6%	19.374.300	12,0%	55.000.831	11,7%	16.939.457	11,8%
	Transport (including Aeronautics)	19	3,9%	60	3,7%	165	3,6%	16.011.720	3,1%	3.417.539	2,1%	15.300.560	3,3%	3.025.408	2,1%
	Socio-economic sciences and Humanities	16	3,3%	45	2,8%	155	3,4%	15.240.730	2,9%	3.322.468	2,1%	15.009.283	3,2%	3.310.720	2,3%
	Space														
	Security	5	1,0%	9	0,6%	59	1,3%	2.829.523	0,5%	327.814	0,2%	2.672.029	0,6%	259.050	0,2%
General Activities															
IDEAS	European Research Council ¹														
PEOPLE	Marie-Curie Actions ²														
CAPACITIES	Research Infrastructures	5	1,0%	8	0,5%	60	1,3%	7.542.348	1,5%	716.417	0,4%	7.446.048	1,6%	620.117	0,4%
	Research for the benefit of SMEs	2	0,4%	3	0,2%	16	0,4%	1.128.595	0,2%	150.858	0,1%	1.128.595	0,2%	150.858	0,1%
	Regions of Knowledge	1	0,2%	1	0,1%	10	0,2%	843.719	0,2%	80.916	0,1%	843.719	0,2%	80.916	0,1%
	Research Potential	87	17,8%	133	8,2%	478	10,5%	91.921.733	17,7%	42.499.668	26,3%	87.048.211	18,6%	41.341.444	28,9%
	Science in Society	27	5,5%	74	4,6%	300	6,6%	21.175.896	4,1%	4.203.589	2,6%	19.605.056	4,2%	3.983.196	2,8%
	Coherent development of research policies														
Activities of International Cooperation	106	21,7%	372	22,9%	865	19,1%	96.796.572	18,6%	35.248.704	21,8%	90.113.824	19,2%	31.744.031	22,2%	
Euratom	Fusion Energy														
	Nuclear Fission and Radiation Protection	1	0,2%	2	0,1%	6	0,1%	2.005.091	0,4%	576.839	0,4%	1.896.931	0,4%	576.839	0,4%
	Undefined														
Total		488	100,0%	1.625	100,0%	4.538	100,0%	519.513.513	100,0%	161.547.598	100,0%	469.030.938	100,0%	143.037.653	100,0%

All Third Countries (ERC Scope,no PEOPLE and General Activities (Annex IV)) - FP7 Eligible Proposals : Participation by Priority Area and Funding Scheme

All Third Countries (ERC Scope,no PEOPLE and General Activities (Annex IV))		FP7 Eligible Proposals : Participation by Priority Area and Funding Scheme													
Priority Area		BSG, MC - Research for the benefit of specific groups/ Support for training and career development of researchers (Marie Curie)													
		Eligible proposals with at least one applicant in selection		Applicants in selection		All applicants in proposals		Project cost in proposals		Project cost for all applicants in selection		Requested EC financial contribution to proposals		Requested EC financial contribution to all applicants in selection	
		No.	%	No.	%	No.	%	Euros	%	Euros	%	Euros	%	Euros	%
COOPERATION	Health														
	Food, Agriculture, and Biotechnology														
	Information and Communication Technologies														
	Nanosciences, Nanotechnologies, Materials and new Production Technologies														
	Energy														
	Environment (including Climate Change)	1	1,8%	4	4,9%	8	1,4%	365.200	0,4%	49.920	0,6%	299.820	0,4%	37.440	0,6%
	Transport (including Aeronautics)														
	Socio-economic sciences and Humanities	1	1,8%	1	1,2%	15	2,6%	1.239.870	1,3%	14.040	0,2%	998.102	1,4%		
	Space														
	Security														
General Activities															
IDEAS	European Research Council ¹														
PEOPLE	Marie-Curie Actions ²														
CAPACITIES	Research Infrastructures														
	Research for the benefit of SMEs	53	96,4%	77	93,9%	549	96,0%	95.644.859	98,3%	8.572.496	99,3%	69.269.627	98,2%	6.288.381	99,4%
	Regions of Knowledge														
	Research Potential														
	Science in Society														
	Coherent development of research policies														
Euratom	Fusion Energy														
	Nuclear Fission and Radiation Protection														
	Undefined														
Total		55	100,0%	82	100,0%	572	100,0%	97.249.929	100,0%	8.636.456	100,0%	70.567.549	100,0%	6.325.821	100,0%

All Third Countries (ERC Scope,no PEOPLE and General Activities (Annex IV))		FP7 Eligible Proposals : Participation by Priority Area and Funding Scheme													
Priority Area		ERC, RSFF, OTH - Support for frontier research (ERC)/ Risk sharing finance facility/ Other													
		Eligible proposals with at least one applicant in selection		Applicants in selection		All applicants in proposals		Project cost in proposals		Project cost for all applicants in selection		Requested EC financial contribution to proposals		Requested EC financial contribution to all applicants in selection	
		No.	%	No.	%	No.	%	Euros	%	Euros	%	Euros	%	Euros	%
COOPERATION	Health														
	Food, Agriculture, and Biotechnology														
	Information and Communication Technologies														
	Nanosciences, Nanotechnologies, Materials and new Production Technologies														
	Energy														
	Environment (including Climate Change)														
	Transport (including Aeronautics)														
	Socio-economic sciences and Humanities														
	Space														
	Security														
General Activities															
IDEAS	European Research Council ¹	6	100,0%	11	100,0%	30	100,0%	14.473.943	100,0%	132.000	100,0%	7.966.153	100,0%	132.000	100,0%
PEOPLE	Marie-Curie Actions ²														
CAPACITIES	Research Infrastructures														
	Research for the benefit of SMEs														
	Regions of Knowledge														
	Research Potential														
	Science in Society														
	Coherent development of research policies														
Euratom	Fusion Energy														
	Nuclear Fission and Radiation Protection														
	Undefined														
Total		6	100,0%	11	100,0%	30	100,0%	14.473.943	100,0%	132.000	100,0%	7.966.153	100,0%	132.000	100,0%

Reference date 25/02/2008 Report was created for 54 calls

Figures on the basis of proposals submitted in response i) to FP7 calls involving a single-stage proposal submission and evaluation procedure and ii) to the second stage of FP7 calls involving a two-stage proposal submission and evaluation procedure

1 Applicants refer to hosting organisations/institutions.

2 Applicants refer to hosting organisations/institutions. Data on project cost and requested EC financial contribution are usually not available for Marie-Curie actions.

All Third Countries (ERC Scope,no PEOPLE and General Activities (Annex IV)) - FP7 Retained Proposals : Participation by Priority Area and Funding Scheme

All Third Countries (ERC Scope,no PEOPLE and General Activities (Annex IV))		FP7 Retained Proposals : Participation by Priority Area and Funding Scheme													
Priority Area		All Funding Schemes													
		Retained proposals with at least one applicant in selection		Applicants in selection		All applicants in proposals		Project cost in proposals		Project cost for all applicants in selection		Requested EC financial contribution to proposals		Requested EC financial contribution to all applicants in selection	
		No.	%	No.	%	No.	%	Euros	%	Euros	%	Euros	%	Euros	%
COOPERATION	Health	90	24,9%	237	24,9%	966	20,6%	434.237.838	22,4%	59.947.342	33,5%	327.953.081	23,9%	44.828.772	36,5%
	Food, Agriculture, and Biotechnology	28	7,8%	81	8,5%	360	7,7%	104.136.080	5,4%	17.005.574	9,5%	75.567.273	5,5%	9.467.273	7,7%
	Information and Communication Technologies	46	12,7%	113	11,9%	573	12,2%	332.127.729	17,1%	17.573.236	9,8%	223.205.157	16,3%	9.021.065	7,3%
	Nanosciences, Nanotechnologies, Materials and new Production Technologies	24	6,6%	45	4,7%	371	7,9%	164.827.692	8,5%	7.729.530	4,3%	117.765.684	8,6%	4.496.246	3,7%
	Energy	22	6,1%	53	5,6%	283	6,0%	117.706.504	6,1%	8.469.880	4,7%	78.434.891	5,7%	5.708.411	4,6%
	Environment (including Climate Change)	32	8,9%	126	13,2%	454	9,7%	118.061.635	6,1%	14.540.618	8,1%	90.868.839	6,6%	11.823.631	9,6%
	Transport (including Aeronautics)	29	8,0%	65	6,8%	543	11,6%	306.507.227	15,8%	17.715.658	9,9%	198.391.816	14,5%	10.663.515	8,7%
	Socio-economic sciences and Humanities	16	4,4%	36	3,8%	166	3,5%	25.316.355	1,3%	2.336.789	1,3%	20.612.109	1,5%	2.016.199	1,6%
	Space	5	1,4%	11	1,2%	164	3,5%	130.436.978	6,7%	3.095.618	1,7%	81.523.220	5,9%	1.849.701	1,5%
	Security	4	1,1%	6	0,6%	54	1,2%	4.736.983	0,2%	532.974	0,3%	4.085.695	0,3%	420.370	0,3%
General Activities															
IDEAS	European Research Council'	3	0,8%	6	0,6%	11	0,2%	3.200.393	0,2%	106.800	0,1%	3.180.393	0,2%	106.800	0,1%
PEOPLE	Marie-Curie Actions*														
CAPACITIES	Research Infrastructures	14	3,9%	35	3,7%	214	4,6%	75.787.319	3,9%	4.758.618	2,7%	62.872.914	4,6%	3.834.883	3,1%
	Research for the benefit of SMEs	3	0,8%	4	0,4%	27	0,6%	4.099.771	0,2%	7.476.618	0,4%	3.041.729	0,2%	533.116	0,4%
	Regions of Knowledge														
	Research Potential	13	3,6%	17	1,8%	73	1,6%	11.913.023	0,6%	6.558.313	3,7%	11.794.463	0,9%	6.439.753	5,2%
	Science in Society	7	1,9%	23	2,4%	94	2,0%	7.268.221	0,4%	1.729.182	1,0%	6.734.004	0,5%	1.562.129	1,3%
	Coherent development of research policies														
Activities of International Cooperation	20	5,5%	84	8,8%	223	4,8%	27.095.996	1,4%	11.489.104	6,4%	24.913.326	1,8%	9.423.485	7,7%	
Euratom	Fusion Energy														
	Nuclear Fission and Radiation Protection	5	1,4%	9	0,9%	107	2,3%	71.631.180	3,7%	4.543.191	2,5%	39.487.534	2,9%	606.839	0,5%
	Undefined														
Total		361	100,0%	951	100,0%	4.683	100,0%	1.939.090.924	100,0%	178.873.105	100,0%	1.370.432.128	100,0%	122.802.188	100,0%

All Third Countries (ERC Scope,no PEOPLE and General Activities (Annex IV))		FP7 Retained Proposals : Participation by Priority Area and Funding Scheme													
Priority Area		CP, CP-CSA - Collaborative Projects (including combination of CP and CSA)													
		Retained proposals with at least one applicant in selection		Applicants in selection		All applicants in proposals		Project cost in proposals		Project cost for all applicants in selection		Requested EC financial contribution to proposals		Requested EC financial contribution to all applicants in selection	
		No.	%	No.	%	No.	%	Euros	%	Euros	%	Euros	%	Euros	%
COOPERATION	Health	76	31,0%	194	35,7%	809	23,8%	409.925.486	22,7%	55.915.353	39,4%	307.992.137	24,6%	41.395.966	45,5%
	Food, Agriculture, and Biotechnology	22	9,0%	61	11,2%	270	8,0%	98.260.716	5,4%	16.071.592	11,3%	70.795.727	5,7%	8.937.543	9,8%
	Information and Communication Technologies	34	13,9%	50	9,2%	451	13,3%	322.958.172	17,9%	14.011.899	9,9%	215.417.171	17,2%	6.184.449	6,8%
	Nanosciences, Nanotechnologies, Materials and new Production Technologies	20	8,2%	38	7,0%	334	9,8%	160.869.351	8,9%	7.074.709	5,0%	113.947.343	9,1%	3.861.425	4,2%
	Energy	14	5,7%	27	5,0%	193	5,7%	109.169.470	6,0%	6.980.213	4,9%	70.347.090	5,6%	4.414.494	4,8%
	Environment (including Climate Change)	25	10,2%	67	12,3%	349	10,3%	109.204.085	6,0%	11.507.069	8,1%	83.073.599	6,6%	9.213.576	10,1%
	Transport (including Aeronautics)	22	9,0%	37	6,8%	461	13,6%	301.869.336	16,7%	16.412.874	11,6%	194.041.220	15,5%	9.648.026	10,6%
	Socio-economic sciences and Humanities	9	3,7%	16	2,9%	71	2,1%	17.274.779	1,0%	1.505.900	1,1%	12.980.301	1,0%	1.199.350	1,3%
	Space	5	2,0%	11	2,0%	164	4,8%	130.436.978	7,2%	3.095.618	2,2%	81.523.220	6,5%	1.849.701	2,0%
	Security	1	0,4%	2	0,4%	9	0,3%	2.664.195	0,1%	351.360	0,2%	2.037.671	0,2%	263.520	0,3%
General Activities															
IDEAS	European Research Council'														
PEOPLE	Marie-Curie Actions*														
CAPACITIES	Research Infrastructures	12	4,9%	30	5,5%	175	5,2%	73.361.464	4,1%	4.618.261	3,3%	60.447.059	4,8%	3.694.526	4,1%
	Research for the benefit of SMEs														
	Regions of Knowledge														
	Research Potential														
	Science in Society	1	0,4%	4	0,7%	7	0,2%	929.960	0,1%	456.500	0,3%	728.640	0,1%	342.900	0,4%
	Coherent development of research policies														
Activities of International Cooperation															
Euratom	Fusion Energy														
	Nuclear Fission and Radiation Protection	4	1,6%	7	1,3%	101	3,0%	69.626.089	3,9%	3.966.352	2,8%	37.590.603	3,0%	30.000	0,0%
	Undefined														
Total		245	100,0%	544	100,0%	3.394	100,0%	1.806.550.081	100,0%	141.967.700	100,0%	1.250.921.781	100,0%	91.035.476	100,0%

All Third Countries (ERC Scope,no PEOPLE and General Activities (Annex IV)) - FP7 Retained Proposals : Participation by Priority Area and Funding Scheme

All Third Countries (ERC Scope,no PEOPLE and General Activities (Annex IV))		FP7 Retained Proposals : Participation by Priority Area and Funding Scheme																
Priority Area		NoE - Networks of Excellence																
		Retained proposals with at least one applicant in selection		Applicants in selection		All applicants in proposals		Project cost in proposals		Project cost for all applicants in selection		Requested EC financial contribution to proposals		Requested EC financial contribution to all applicants in selection				
		No.	%	No.	%	No.	%	Euros	%	Euros	%	Euros	%	Euros	%			
COOPERATION	Health																	
	Food, Agriculture, and Biotechnology																	
	Information and Communication Technologies																	
	Nanosciences, Nanotechnologies, Materials and new Production Technologies																	
	Energy																	
	Environment (including Climate Change)																	
	Transport (including Aeronautics)																	
	Socio-economic sciences and Humanities																	
	Space																	
	Security																	
General Activities																		
IDEAS	European Research Council'																	
PEOPLE	Marie-Curie Actions'																	
CAPACITIES	Research Infrastructures																	
	Research for the benefit of SMEs																	
	Regions of Knowledge																	
	Research Potential																	
	Science in Society																	
Euratom	Coherent development of research policies																	
	Activities of International Cooperation																	
	Fusion Energy																	
Undefined	Nuclear Fission and Radiation Protection																	
	Undefined																	
Total			0,0%		0,0%		0,0%		0,0%		0,0%		0,0%		0,0%		0,0%	

All Third Countries (ERC Scope,no PEOPLE and General Activities (Annex IV))		FP7 Retained Proposals : Participation by Priority Area and Funding Scheme														
Priority Area		CSA - Coordination and Support Action														
		Retained proposals with at least one applicant in selection		Applicants in selection		All applicants in proposals		Project cost in proposals		Project cost for all applicants in selection		Requested EC financial contribution to proposals		Requested EC financial contribution to all applicants in selection		
		No.	%	No.	%	No.	%	Euros	%	Euros	%	Euros	%	Euros	%	
COOPERATION	Health	14	12,8%	43	10,9%	157	12,7%	24.312.352	19,6%	4.031.989	11,2%	19.960.944	17,8%	3.432.806	11,0%	
	Food, Agriculture, and Biotechnology	6	5,5%	20	5,1%	90	7,3%	5.875.364	4,7%	933.982	2,6%	4.771.546	4,2%	529.730	1,7%	
	Information and Communication Technologies	12	11,0%	63	15,9%	122	9,9%	9.169.557	7,4%	3.561.337	9,9%	7.787.986	6,9%	2.836.616	9,1%	
	Nanosciences, Nanotechnologies, Materials and new Production Technologies	4	3,7%	7	1,8%	37	3,0%	3.958.341	3,2%	654.821	1,8%	3.818.341	3,4%	634.821	2,0%	
	Energy	8	7,3%	26	6,6%	90	7,3%	8.537.034	6,9%	1.489.667	4,1%	8.087.801	7,2%	1.293.917	4,2%	
	Environment (including Climate Change)	7	6,4%	59	14,9%	105	8,5%	8.857.550	7,1%	3.033.549	8,4%	7.795.240	6,9%	2.610.055	8,4%	
	Transport (including Aeronautics)	7	6,4%	28	7,1%	82	6,6%	4.637.891	3,7%	1.302.784	3,6%	4.350.596	3,9%	1.015.489	3,3%	
	Socio-economic sciences and Humanities	6	5,5%	19	4,8%	80	6,5%	6.801.706	5,5%	816.849	2,3%	6.633.706	5,9%	816.849	2,6%	
	Space															
	Security	3	2,8%	4	1,0%	45	3,6%	2.072.788	1,7%	181.614	0,5%	2.048.024	1,8%	156.850	0,5%	
General Activities																
IDEAS	European Research Council'															
PEOPLE	Marie-Curie Actions'															
CAPACITIES	Research Infrastructures	2	1,8%	5	1,3%	39	3,2%	2.425.855	2,0%	140.357	0,4%	2.425.855	2,2%	140.357	0,5%	
	Research for the benefit of SMEs															
	Regions of Knowledge															
	Research Potential	13	11,9%	17	4,3%	73	5,9%	11.913.023	9,6%	6.558.313	18,2%	11.794.463	10,5%	6.439.753	20,7%	
	Science in Society	6	5,5%	19	4,8%	87	7,0%	6.338.261	5,1%	1.272.682	3,5%	6.005.364	5,3%	1.219.229	3,9%	
Euratom	Coherent development of research policies															
	Activities of International Cooperation	20	18,3%	84	21,2%	223	18,0%	27.095.996	21,9%	11.489.104	31,9%	24.913.326	22,2%	9.423.485	30,3%	
	Fusion Energy															
Undefined	Nuclear Fission and Radiation Protection	1	0,9%	2	0,5%	6	0,5%	2.005.091	1,6%	576.839	1,6%	1.896.931	1,7%	576.839	1,9%	
	Undefined															
Total		109	100,0%	396	100,0%	1.236	100,0%	124.000.809	100,0%	36.043.887	100,0%	112.290.123	100,0%	31.126.796	100,0%	

All Third Countries (ERC Scope,no PEOPLE and General Activities (Annex IV)) - FP7 Retained Proposals : Participation by Priority Area and Funding Scheme

All Third Countries (ERC Scope,no PEOPLE and General Activities (Annex IV))		FP7 Retained Proposals : Participation by Priority Area and Funding Scheme													
Priority Area		BSG, MC - Research for the benefit of specific groups/ Support for training and career development of researchers (Marie Curie)													
		Retained proposals with at least one applicant in selection		Applicants in selection		All applicants in proposals		Project cost in proposals		Project cost for all applicants in selection		Requested EC financial contribution to proposals		Requested EC financial contribution to all applicants in selection	
		No.	%	No.	%	No.	%	Euros	%	Euros	%	Euros	%	Euros	%
COOPERATION	Health														
	Food, Agriculture, and Biotechnology														
	Information and Communication Technologies														
	Nanosciences, Nanotechnologies, Materials and new Production Technologies														
	Energy														
	Environment (including Climate Change)														
	Transport (including Aeronautics)														
	Socio-economic sciences and Humanities	1	25,0%	1	20,0%	15	35,7%	1.239.870	23,2%	14.040	1,9%	998.102	24,7%		
	Space														
	Security														
General Activities															
IDEAS	European Research Council'														
PEOPLE	Marie-Curie Actions ²														
CAPACITIES	Research Infrastructures														
	Research for the benefit of SMEs	3	75,0%	4	80,0%	27	64,3%	4.099.771	76,8%	740.678	98,1%	3.041.729	75,3%	533.116	100,0%
	Regions of Knowledge														
	Research Potential														
	Science in Society														
	Coherent development of research policies														
	Activities of International Cooperation														
Euratom	Fusion Energy														
	Nuclear Fission and Radiation Protection														
	Undefined														
Total															

All Third Countries (ERC Scope,no PEOPLE and General Activities (Annex IV))		FP7 Retained Proposals : Participation by Priority Area and Funding Scheme													
Priority Area		ERC, RSFF, OTH - Support for frontier research (ERC)/ Risk sharing finance facility/ Other													
		Retained proposals with at least one applicant in selection		Applicants in selection		All applicants in proposals		Project cost in proposals		Project cost for all applicants in selection		Requested EC financial contribution to proposals		Requested EC financial contribution to all applicants in selection	
		No.	%	No.	%	No.	%	Euros	%	Euros	%	Euros	%	Euros	%
COOPERATION	Health														
	Food, Agriculture, and Biotechnology														
	Information and Communication Technologies														
	Nanosciences, Nanotechnologies, Materials and new Production Technologies														
	Energy														
	Environment (including Climate Change)														
	Transport (including Aeronautics)														
	Socio-economic sciences and Humanities														
	Space														
	Security														
General Activities															
IDEAS	European Research Council'	3	0,0%	6	0,0%	11	0,0%	3.200.393	0,0%	106.800	0,0%	3.180.393	0,0%	106.800	0,0%
PEOPLE	Marie-Curie Actions ²														
CAPACITIES	Research Infrastructures														
	Research for the benefit of SMEs														
	Regions of Knowledge														
	Research Potential														
	Science in Society														
	Coherent development of research policies														
	Activities of International Cooperation														
Euratom	Fusion Energy														
	Nuclear Fission and Radiation Protection														
	Undefined														
Total															

Reference date 25/02/2008 Report was created for 54 calls

Figures on the basis of proposals submitted in response i) to FP7 calls involving a single-stage proposal submission and evaluation procedure and ii) to the second stage of FP7 calls involving a two-stage proposal submission and evaluation procedure

1 Applicants refer to hosting organisations/institutions.

2 Applicants refer to hosting organisations/institutions. Data on project cost and requested EC financial contribution are usually not available for Marie-Curie actions.

All Third Countries (ERC Scope,no PEOPLE and General Activities (Annex IV)) - FP7 Eligible Proposals : Participation by Priority Area Organisation Activity Type

All Third Countries (ERC Scope,no PEOPLE and General Activities (Annex IV))		FP7 Eligible Proposals : Participation by Priority Area & Organisation Activity Type																	
Priority Area		All Activity Types																	
		Applicants in selection		of which SMEs		SME		Project cost for the applicants in selection		of which SMEs		SME		Requested EC financial contribution to applicants in selection		of which SMEs		SME	
		No.	%	No.	%	Euros	%	Euros	%	Euros	%	Euros	%	Euros	%	Euros	%		
COOPERATION	Health	1.125	22,3%	292	26,0%	322.748.246	30,7%	89.266.852	27,7%	230.816.761	30,8%	65.749.059	28,5%						
	Food, Agriculture, and Biotechnology	408	8,1%	118	28,9%	93.363.877	8,9%	27.799.495	29,8%	64.416.349	8,6%	21.320.435	33,1%						
	Information and Communication Technologies	568	11,3%	193	34,0%	134.298.410	12,8%	41.651.587	31,0%	83.833.367	11,2%	29.939.863	35,7%						
	Nanosciences, Nanotechnologies, Materials and new Production Technologies	128	2,5%	24	18,8%	23.315.574	2,2%	7.317.089	31,4%	10.235.834	1,4%	2.754.633	26,9%						
	Energy	356	7,1%	128	36,0%	74.419.114	7,1%	29.990.841	40,3%	49.927.126	6,7%	19.236.457	38,5%						
	Environment (including Climate Change)	1.108	22,0%	342	30,9%	194.280.164	18,5%	59.982.548	30,9%	146.319.813	19,5%	45.272.058	30,9%						
	Transport (including Aeronautics)	219	4,3%	71	32,4%	50.428.717	4,8%	11.627.277	23,1%	33.383.313	4,4%	8.012.917	24,0%						
	Socio-economic sciences and Humanities	264	5,2%	100	37,9%	28.734.755	2,7%	12.045.248	41,9%	21.647.281	2,9%	9.501.876	43,9%						
	Space	22	0,4%	3	13,6%	7.060.063	0,7%	962.320	13,6%	4.311.860	0,6%	568.015	13,2%						
	Security	42	0,8%	9	21,4%	8.370.846	0,8%	3.599.701	43,0%	6.528.723	0,9%	2.825.298	43,3%						
General Activities																			
IDEAS	European Research Council ¹	11	0,2%			132.000	0,0%			132.000	0,0%								
PEOPLE	Marie-Curie Actions ²																		
CAPACITIES	Research Infrastructures	106	2,1%	34	32,1%	18.407.133	1,7%	5.156.201	28,0%	13.721.586	1,8%	4.099.375	29,9%						
	Research for the benefit of SMEs	80	1,6%	40	50,0%	8.723.354	0,8%	6.436.988	73,8%	6.439.239	0,9%	4.817.774	74,8%						
	Regions of Knowledge	1	0,0%			80.916	0,0%			80.916	0,0%								
	Research Potential	133	2,6%	44	33,1%	42.499.668	4,0%	15.277.861	35,9%	41.341.444	5,5%	14.528.050	35,1%						
	Science in Society	88	1,7%	29	33,0%	5.373.802	0,5%	1.970.710	36,7%	4.801.716	0,6%	1.880.323	39,2%						
	Coherent development of research policies																		
Activities of International Cooperation	372	7,4%	124	33,3%	35.248.704	3,3%	10.028.166	28,4%	31.744.031	4,2%	9.102.617	28,7%							
Euratom	Fusion Energy																		
	Nuclear Fission and Radiation Protection	12	0,2%	3	25,0%	5.007.611	0,5%	730.520	14,6%	858.134	0,1%	251.295	29,3%						
	Undefined																		
Total		5.043	100,0%	1.554	30,8%	1.052.492.954	100,0%	323.843.404	30,8%	750.539.493	100,0%	239.860.045	32,0%						

All Third Countries (ERC Scope,no PEOPLE and General Activities (Annex IV))		FP7 Eligible Proposals : Participation by Priority Area & Organisation Activity Type																	
Priority Area		Higher or secondary education (HES)																	
		Applicants in selection		of which SMEs		SME		Project cost for the applicants in selection		of which SMEs		SME		Requested EC financial contribution to applicants in selection		of which SMEs		SME	
		No.	%	No.	%	Euros	%	Euros	%	Euros	%	Euros	%	Euros	%	Euros	%		
COOPERATION	Health	670	27,0%	137	20,4%	194.435.183	37,4%	40.551.125	20,9%	136.134.605	37,0%	29.810.828	21,9%						
	Food, Agriculture, and Biotechnology	211	8,5%	40	19,0%	44.300.353	8,5%	7.963.092	18,0%	30.505.427	8,3%	6.117.161	20,1%						
	Information and Communication Technologies	256	10,3%	34	13,3%	60.211.191	11,6%	7.477.487	12,4%	35.440.027	9,8%	5.283.551	14,9%						
	Nanosciences, Nanotechnologies, Materials and new Production Technologies	72	2,9%	9	12,5%	13.920.148	2,7%	4.564.256	32,8%	4.820.337	1,3%	595.309	12,3%						
	Energy	127	5,1%	25	19,7%	24.655.923	4,7%	3.884.287	15,8%	18.981.122	5,2%	2.947.517	15,5%						
	Environment (including Climate Change)	525	21,1%	113	21,5%	93.578.436	18,0%	22.585.979	24,1%	70.139.667	19,0%	16.027.186	22,9%						
	Transport (including Aeronautics)	89	3,6%	19	21,3%	13.467.030	2,6%	1.396.383	10,4%	8.818.980	2,4%	897.667	10,2%						
	Socio-economic sciences and Humanities	172	6,9%	47	27,3%	17.735.994	3,4%	4.710.069	26,6%	12.944.368	3,5%	3.681.676	28,4%						
	Space	7	0,3%	2	28,6%	2.024.344	0,4%	819.820	40,5%	1.334.222	0,4%	462.015	34,6%						
	Security	16	0,6%			2.938.210	0,6%			2.362.998	0,6%								
General Activities																			
IDEAS	European Research Council ¹																		
PEOPLE	Marie-Curie Actions ²																		
CAPACITIES	Research Infrastructures	47	1,9%	10	21,3%	8.641.735	1,7%	1.212.086	14,0%	6.580.938	1,8%	1.014.040	15,4%						
	Research for the benefit of SMEs	14	0,6%	2	14,3%	831.949	0,2%	104.658	12,6%	691.548	0,2%	104.658	15,1%						
	Regions of Knowledge																		
	Research Potential	85	3,4%	22	25,9%	26.687.976	5,1%	7.757.535	29,1%	25.545.222	6,9%	7.007.724	27,4%						
	Science in Society	46	1,9%	9	19,6%	2.885.090	0,6%	635.407	22,0%	2.548.047	0,7%	622.543	24,4%						
	Coherent development of research policies																		
Activities of International Cooperation	144	5,8%	33	22,9%	12.278.352	2,4%	2.486.963	20,3%	10.927.834	3,0%	2.330.343	21,3%							
Euratom	Fusion Energy																		
	Nuclear Fission and Radiation Protection	4	0,2%			616.839	0,1%			606.839	0,2%								
	Undefined																		
Total		2.485	100,0%	502	20,2%	519.208.753	100,0%	106.149.147	20,4%	368.382.181	100,0%	76.902.218	20,9%						

All Third Countries (ERC Scope,no PEOPLE and General Activities (Annex IV)) - FP7 Eligible Proposals : Participation by Priority Area Organisation Activity Type

All Third Countries (ERC Scope,no PEOPLE and General Activities (Annex IV))		FP7 Eligible Proposals : Participation by Priority Area & Organisation Activity Type																	
Priority Area		Private for profit (excl. education) (PRC)																	
		Applicants in selection		of which SMEs		SME		Project cost for the applicants in selection		of which SMEs		SME		Requested EC financial contribution to applicants in selection		of which SMEs		SME	
		No.	%	No.	%	Euros	%	Euros	%	Euros	%	Euros	%	Euros	%	Euros	%		
COOPERATION	Health	49	10,6%	35	71,4%	18.067.953	14,3%	14.270.203	79,0%	11.819.854	14,9%	9.832.603	83,2%						
	Food, Agriculture, and Biotechnology	23	5,0%	19	82,6%	6.470.369	5,1%	6.086.322	94,1%	4.904.826	6,2%	4.719.600	96,2%						
	Information and Communication Technologies	117	25,3%	75	64,1%	37.157.557	29,5%	20.277.508	54,6%	23.771.833	29,9%	14.225.285	59,8%						
	Nanosciences, Nanotechnologies, Materials and new Production Technologies	19	4,1%	6	31,6%	4.741.679	3,8%	1.370.518	28,9%	1.960.726	2,5%	990.083	50,5%						
	Energy	75	16,2%	48	64,0%	22.318.851	17,7%	14.736.495	66,0%	11.444.205	14,4%	7.924.245	69,2%						
	Environment (including Climate Change)	64	13,9%	49	76,6%	11.891.060	9,4%	9.303.397	78,2%	8.977.282	11,3%	7.528.836	83,9%						
	Transport (including Aeronautics)	44	9,5%	26	59,1%	15.031.423	11,9%	5.849.687	38,9%	8.711.034	11,0%	3.903.816	44,8%						
	Socio-economic sciences and Humanities	8	1,7%	8	100,0%	1.155.825	0,9%	1.155.825	100,0%	895.385	1,1%	895.385	100,0%						
	Space																		
	Security	7	1,5%	3	42,9%	1.782.537	1,4%	1.707.537	95,8%	1.377.373	1,7%	1.302.373	94,6%						
General Activities																			
IDEAS	European Research Council ¹																		
PEOPLE	Marie-Curie Actions ²																		
CAPACITIES	Research Infrastructures	3	0,6%	2	66,7%	555.074	0,4%	555.074	100,0%	454.474	0,6%	454.474	100,0%						
	Research for the benefit of SMEs	37	8,0%	32	86,5%	5.290.806	4,2%	5.115.814	96,7%	3.834.584	4,8%	3.779.094	98,6%						
	Regions of Knowledge																		
	Research Potential	5	1,1%	4	80,0%	214.756	0,2%	131.756	61,4%	214.756	0,3%	131.756	61,4%						
	Science in Society	2	0,4%	2	100,0%	138.276	0,1%	138.276	100,0%	138.276	0,2%	138.276	100,0%						
	Coherent development of research policies																		
Activities of International Cooperation	8	1,7%	6	75,0%	853.046	0,7%	707.049	82,9%	772.702	1,0%	626.705	81,1%							
Euratom	Fusion Energy																		
	Nuclear Fission and Radiation Protection	1	0,2%	1	100,0%	258.720	0,2%	258.720	100,0%	97.020	0,1%	97.020	100,0%						
	Undefined																		
Total		462	100,0%	316	68,4%	125.927.932	100,0%	81.664.181	64,8%	79.374.330	100,0%	56.549.551	71,2%						

All Third Countries (ERC Scope,no PEOPLE and General Activities (Annex IV))		FP7 Eligible Proposals : Participation by Priority Area & Organisation Activity Type																	
Priority Area		Public body (excl. research and education) (PUB)																	
		Applicants in selection		of which SMEs		SME		Project cost for the applicants in selection		of which SMEs		SME		Requested EC financial contribution to applicants in selection		of which SMEs		SME	
		No.	%	No.	%	Euros	%	Euros	%	Euros	%	Euros	%	Euros	%	Euros	%		
COOPERATION	Health	50	14,8%	10	20,0%	7.284.022	16,9%	1.585.788	21,8%	5.738.427	18,0%	1.160.727	20,2%						
	Food, Agriculture, and Biotechnology	9	2,7%	4	44,4%	1.095.561	2,5%	245.442	22,4%	939.361	2,9%	245.442	26,1%						
	Information and Communication Technologies	36	10,7%	13	36,1%	5.305.380	12,3%	1.951.462	36,8%	3.284.421	10,3%	1.328.548	40,4%						
	Nanosciences, Nanotechnologies, Materials and new Production Technologies	3	0,9%	1	33,3%	215.709	0,5%	130.670	60,6%	184.356	0,6%	130.670	70,9%						
	Energy	34	10,1%	6	17,6%	4.137.569	9,8%	438.580	10,6%	3.279.860	10,3%	275.220	8,4%						
	Environment (including Climate Change)	98	29,0%	29	29,6%	12.314.275	28,6%	3.430.656	27,9%	9.455.826	29,7%	2.399.454	25,4%						
	Transport (including Aeronautics)	13	3,8%	4	30,8%	1.441.761	3,3%	652.283	45,2%	1.015.270	3,2%	495.954	48,8%						
	Socio-economic sciences and Humanities	6	1,8%	4	66,7%	400.925	0,9%	300.963	75,1%	338.382	1,1%	245.936	72,7%						
	Space	3	0,9%	1	33,3%	1.690.300	3,9%	142.500	8,4%	912.500	2,9%	106.000	11,6%						
	Security	3	0,9%			278.007	0,6%			183.472	0,6%								
General Activities																			
IDEAS	European Research Council ¹																		
PEOPLE	Marie-Curie Actions ²																		
CAPACITIES	Research Infrastructures	7	2,1%	2	28,6%	293.037	0,7%	55.640	19,0%	164.342	0,5%								
	Research for the benefit of SMEs	1	0,3%			33.600	0,1%			2.000	0,0%								
	Regions of Knowledge																		
	Research Potential	2	0,6%			24.026	0,1%			24.026	0,1%								
	Science in Society	6	1,8%	1	16,7%	386.115	0,9%	30.000	7,8%	352.795	1,1%	30.000	8,5%						
	Coherent development of research policies																		
Activities of International Cooperation	66	19,5%	17	25,8%	7.137.879	16,6%	677.756	9,5%	5.988.739	18,8%	677.756	11,3%							
Euratom	Fusion Energy																		
	Nuclear Fission and Radiation Protection	1	0,3%			1.065.200	2,5%												
	Undefined																		
Total		338	100,0%	92	27,2%	43.103.366	100,0%	9.641.740	22,4%	31.863.777	100,0%	7.095.707	22,3%						

All Third Countries (ERC Scope,no PEOPLE and General Activities (Annex IV)) - FP7 Eligible Proposals : Participation by Priority Area Organisation Activity Type

All Third Countries (ERC Scope,no PEOPLE and General Activities (Annex IV))		FP7 Eligible Proposals : Participation by Priority Area & Organisation Activity Type																	
Priority Area		Research organisations (REC)																	
		Applicants in selection		of which SMEs		SME		Project cost for the applicants in selection		of which SMEs		SME		Requested EC financial contribution to applicants in selection		of which SMEs		SME	
		No.	%	No.	%	Euros	%	Euros	%	Euros	%	Euros	%	Euros	%	Euros	%		
COOPERATION	Health	274	22.4%	73	26.6%	83.174.824	31.5%	22.373.078	26.9%	62.028.675	31.6%	16.770.229	27.0%						
	Food, Agriculture, and Biotechnology	137	11.2%	44	32.1%	35.767.613	13.6%	11.516.022	32.2%	24.447.435	12.4%	8.639.631	35.3%						
	Information and Communication Technologies	87	7.1%	31	35.6%	17.363.611	6.6%	5.349.512	30.8%	11.878.697	6.0%	4.058.959	34.2%						
	Nanosciences, Nanotechnologies, Materials and new Production Technologies	25	2.0%	3	12.0%	2.454.882	0.9%	158.848	6.5%	1.640.732	0.8%	158.848	9.7%						
	Energy	71	5.8%	25	35.2%	14.405.875	5.5%	7.044.355	48.9%	10.034.181	5.1%	5.138.672	51.2%						
	Environment (including Climate Change)	316	25.8%	115	36.4%	56.176.848	21.3%	19.900.762	35.4%	43.048.382	21.9%	15.372.145	35.7%						
	Transport (including Aeronautics)	47	3.8%	10	21.3%	12.560.209	4.8%	1.535.466	12.2%	9.172.830	4.7%	1.135.841	12.4%						
	Socio-economic sciences and Humanities	58	4.7%	28	48.3%	5.615.106	2.1%	2.798.596	49.8%	4.627.619	2.4%	2.245.824	48.5%						
	Space	10	0.8%			3.108.219	1.2%			1.892.688	1.0%								
	Security	8	0.7%	2	25.0%	1.745.706	0.7%	605.170	34.7%	1.290.098	0.7%	473.768	36.7%						
General Activities																			
IDEAS	European Research Council ¹																		
PEOPLE	Marie-Curie Actions ⁴																		
CAPACITIES	Research Infrastructures	36	2.9%	15	41.7%	6.405.063	2.4%	2.615.687	40.8%	4.564.207	2.3%	1.977.589	43.3%						
	Research for the benefit of SMEs	11	0.9%			87.610	0.0%			66.670	0.0%								
	Regions of Knowledge																		
	Research Potential	31	2.5%	13	41.9%	12.886.820	4.9%	6.621.530	51.4%	12.871.350	6.6%	6.621.530	51.4%						
	Science in Society	18	1.5%	14	77.8%	1.086.562	0.4%	866.451	79.7%	1.030.239	0.5%	834.328	81.0%						
	Coherent development of research policies																		
	Activities of International Cooperation	90	7.4%	31	34.4%	8.236.345	3.1%	3.339.604	40.5%	7.670.258	3.9%	2.838.519	37.0%						
Euratom	Fusion Energy																		
	Nuclear Fission and Radiation Protection	5	0.4%	2	40.0%	2.616.852	1.0%	471.800	18.0%	154.275	0.1%	154.275	100.0%						
	Undefined																		
Total		1.224	100.0%	406	33.2%	263.692.145	100.0%	85.196.881	32.3%	196.418.336	100.0%	66.420.158	33.8%						

All Third Countries (ERC Scope,no PEOPLE and General Activities (Annex IV))		FP7 Eligible Proposals : Participation by Priority Area & Organisation Activity Type																	
Priority Area		Other (OTH)																	
		Applicants in selection		of which SMEs		SME		Project cost for the applicants in selection		of which SMEs		SME		Requested EC financial contribution to applicants in selection		of which SMEs		SME	
		No.	%	No.	%	Euros	%	Euros	%	Euros	%	Euros	%	Euros	%	Euros	%		
COOPERATION	Health	82	15.7%	37	45.1%	19.786.264	19.7%	10.486.658	53.0%	15.095.200	20.3%	8.174.672	54.2%						
	Food, Agriculture, and Biotechnology	28	5.4%	11	39.3%	5.729.981	5.7%	1.988.617	34.7%	3.619.300	4.9%	1.598.601	44.2%						
	Information and Communication Technologies	72	13.8%	40	55.6%	14.260.671	14.2%	6.595.618	46.3%	9.458.389	12.7%	5.043.520	53.3%						
	Nanosciences, Nanotechnologies, Materials and new Production Technologies	9	1.7%	5	55.6%	1.983.156	2.0%	1.092.797	55.1%	1.629.683	2.2%	879.723	54.0%						
	Energy	49	9.4%	24	49.0%	8.900.896	8.9%	3.887.124	43.7%	6.187.758	8.3%	2.950.803	47.7%						
	Environment (including Climate Change)	105	20.1%	36	34.3%	20.319.545	20.2%	4.761.754	23.4%	14.698.656	19.8%	3.944.437	26.8%						
	Transport (including Aeronautics)	26	5.0%	12	46.2%	7.928.294	7.9%	2.193.458	27.7%	5.665.199	7.6%	1.579.639	27.9%						
	Socio-economic sciences and Humanities	20	3.8%	13	65.0%	3.826.905	3.8%	3.079.795	80.5%	2.841.527	3.8%	2.433.055	85.6%						
	Space	2	0.4%			237.200	0.2%			172.450	0.2%								
	Security	8	1.5%	4	50.0%	1.626.386	1.6%	1.286.994	79.1%	1.314.782	1.8%	1.049.157	79.8%						
General Activities																			
IDEAS	European Research Council ¹																		
PEOPLE	Marie-Curie Actions ⁴																		
CAPACITIES	Research Infrastructures	13	2.5%	5	38.5%	2.512.224	2.5%	717.714	28.6%	1.957.625	2.6%	653.272	33.4%						
	Research for the benefit of SMEs	17	3.3%	6	35.3%	2.479.389	2.5%	1.216.516	49.1%	1.844.437	2.5%	934.022	50.6%						
	Regions of Knowledge	1	0.2%			80.916	0.1%			80.916	0.1%								
	Research Potential	10	1.9%	5	50.0%	2.686.090	2.7%	767.040	28.6%	2.686.090	3.6%	767.040	28.6%						
	Science in Society	16	3.1%	3	18.8%	877.759	0.9%	300.576	34.2%	732.359	1.0%	255.176	34.8%						
	Coherent development of research policies																		
	Activities of International Cooperation	64	12.2%	37	57.8%	6.743.082	6.7%	2.816.794	41.8%	6.384.498	8.6%	2.629.294	41.2%						
Euratom	Fusion Energy																		
	Nuclear Fission and Radiation Protection	1	0.2%			450.000	0.4%												
	Undefined																		
Total		523	100.0%	238	45.5%	100.428.758	100.0%	41.191.455	41.0%	74.368.869	100.0%	32.892.411	44.2%						

All Third Countries (ERC Scope,no PEOPLE and General Activities (Annex IV)) - FP7 Eligible Proposals : Participation by Priority Area Organisation Activity Type

All Third Countries (ERC Scope,no PEOPLE and General Activities (Annex IV))		FP7 Eligible Proposals : Participation by Priority Area & Organisation Activity Type																	
Priority Area		Not Applicable (NA)																	
		Applicants in selection		of which SMEs		SME		Project cost for the applicants in selection		of which SMEs		SME		Requested EC financial contribution to applicants in selection		of which SMEs		SME	
		No.	%	No.	%		%	Euros	%	Euros	%	Euros	%	Euros	%	Euros	%	Euros	%
COOPERATION	Health																		
	Food, Agriculture, and Biotechnology																		
	Information and Communication Technologies																		
	Nanosciences, Nanotechnologies, Materials and new Production Technologies																		
	Energy																		
	Environment (including Climate Change)																		
	Transport (including Aeronautics)																		
	Socio-economic sciences and Humanities																		
	Space																		
	Security																		
General Activities																			
IDEAS	European Research Council ¹	11	100.0%					132.000	100.0%					132.000	100.0%				
PEOPLE	Marie-Curie Actions ²																		
CAPACITIES	Research Infrastructures																		
	Research for the benefit of SMEs																		
	Regions of Knowledge																		
	Research Potential																		
	Science in Society																		
	Coherent development of research policies																		
Euratom	Activities of International Cooperation																		
	Fusion Energy																		
	Nuclear Fission and Radiation Protection																		
	Undefined																		
Total		11	100.0%					132.000	100.0%					132.000	100.0%				

Reference date 25/02/2008 Report was created for 54 calls

Figures on the basis of proposals submitted in response i) to FP7 calls involving a single-stage proposal submission and evaluation procedure and ii) to the second stage of FP7 calls involving a two-stage proposal submission and evaluation procedure

1 Applicants refer to hosting organisations/institutions.

2 Applicants refer to hosting organisations/institutions. Data on project cost and requested EC financial contribution are usually not available for Marie-Curie actions.

All Third Countries (ERC Scope,no PEOPLE and General Activities (Annex IV)) - FP7 Retained Proposals : Participation by Priority Area Organisation Activity Type

All Third Countries (ERC Scope,no PEOPLE and General Activities (Annex IV))		FP7 Retained Proposals : Participation by Priority Area & Organisation Activity Type																	
Priority Area		All Activity Types																	
		Applicants in selection		of which SMEs		SME		Project cost for the applicants in the selection		of which SMEs		SME		Requested EC financial contribution to applicants in selection		of which SMEs		SME	
		No.	%	No.	%	Euros	%	Euros	%	Euros	%	Euros	%	Euros	%	Euros	%		
COOPERATION	Health	237	24,9%	47	19,8%	59.947.342	33,5%	8.631.018	14,4%	44.828.772	36,5%	6.368.304	14,2%						
	Food, Agriculture, and Biotechnology	81	8,5%	19	23,5%	17.005.574	9,5%	4.914.813	28,9%	9.467.273	7,7%	3.417.494	36,1%						
	Information and Communication Technologies	113	11,9%	36	31,9%	17.573.236	9,8%	2.550.014	14,5%	9.021.065	7,3%	1.559.023	17,3%						
	Nanosciences, Nanotechnologies, Materials and new Production Technologies	45	4,7%	7	15,6%	7.729.530	4,3%	1.400.644	18,1%	4.496.246	3,7%	1.118.532	24,9%						
	Energy	53	5,6%	25	47,2%	8.469.880	4,7%	4.799.823	56,7%	5.708.411	4,6%	3.220.545	56,4%						
	Environment (including Climate Change)	126	13,2%	32	25,4%	14.540.618	8,1%	3.388.549	23,3%	11.823.631	9,6%	2.528.199	21,4%						
	Transport (including Aeronautics)	65	6,8%	15	23,1%	17.715.658	9,9%	1.758.231	9,9%	10.663.515	8,7%	1.041.527	9,8%						
	Socio-economic sciences and Humanities	36	3,8%	10	27,8%	2.336.789	1,3%	587.628	25,1%	2.016.199	1,6%	517.148	25,6%						
	Space	11	1,2%			3.095.618	1,7%			1.849.701	1,5%								
	Security	6	0,6%	1	16,7%	532.974	0,3%	116.500	21,9%	420.370	0,3%	116.500	27,7%						
General Activities																			
IDEAS	European Research Council ¹	6	0,6%			106.800	0,1%			106.800	0,1%								
PEOPLE	Marie-Curie Actions ²																		
CAPACITIES	Research Infrastructures	35	3,7%	14	40,0%	4.758.618	2,7%	1.530.875	32,2%	3.834.883	3,1%	1.144.059	29,8%						
	Research for the benefit of SMEs	4	0,4%	3	75,0%	740.678	0,4%	737.878	99,6%	533.116	0,4%	530.316	99,5%						
	Regions of Knowledge																		
	Research Potential	17	1,8%	5	29,4%	6.558.313	3,7%	2.811.130	42,9%	6.439.753	5,2%	2.692.570	41,8%						
	Science in Society	23	2,4%	8	34,8%	1.729.182	1,0%	520.219	30,1%	1.562.129	1,3%	520.219	33,3%						
	Coherent development of research policies																		
Activities of International Cooperation	84	8,8%	27	32,1%	11.489.104	6,4%	2.942.755	25,6%	9.423.485	7,7%	2.520.197	26,7%							
Euratom	Fusion Energy																		
	Nuclear Fission and Radiation Protection	9	0,9%	1	11,1%	4.543.191	2,5%	266.100	5,9%	606.839	0,5%								
	Undefined																		
Total		951	100,0%	250	26,3%	178.873.105	100,0%	36.956.177	20,7%	122.802.188	100,0%	27.294.633	22,2%						

All Third Countries (ERC Scope,no PEOPLE and General Activities (Annex IV))		FP7 Retained Proposals : Participation by Priority Area & Organisation Activity Type																	
Priority Area		Higher or secondary education (HES)																	
		Applicants in selection		of which SMEs		SME		Project cost for the applicants in the selection		of which SMEs		SME		Requested EC financial contribution to applicants in selection		of which SMEs		SME	
		No.	%	No.	%	Euros	%	Euros	%	Euros	%	Euros	%	Euros	%	Euros	%		
COOPERATION	Health	138	34,7%	26	18,8%	35.516.361	46,5%	4.475.771	12,6%	26.482.189	49,1%	3.472.948	13,1%						
	Food, Agriculture, and Biotechnology	33	8,3%	3	9,1%	5.454.812	7,1%	461.333	8,5%	2.628.705	4,9%	355.783	13,5%						
	Information and Communication Technologies	46	11,6%	5	10,9%	9.041.996	11,8%	491.269	5,4%	3.825.950	7,1%	138.631	3,6%						
	Nanosciences, Nanotechnologies, Materials and new Production Technologies	19	4,8%	2	10,5%	2.873.050	3,8%	591.884	20,6%	1.839.563	3,4%	452.652	24,6%						
	Energy	8	2,0%	3	37,5%	763.604	1,0%	278.992	36,5%	624.604	1,2%	239.992	38,4%						
	Environment (including Climate Change)	49	12,3%	3	6,1%	5.798.445	7,6%	91.579	1,6%	4.870.025	9,0%	91.579	1,9%						
	Transport (including Aeronautics)	29	7,3%	2	6,9%	3.537.823	4,6%	168.500	4,8%	1.946.526	3,6%	12.000	0,6%						
	Socio-economic sciences and Humanities	21	5,3%	6	28,6%	1.697.293	2,2%	535.751	31,6%	1.419.503	2,6%	465.271	32,8%						
	Space	4	1,0%			987.724	1,3%			708.607	1,3%								
	Security	2	0,5%			178.590	0,2%			144.030	0,3%								
General Activities																			
IDEAS	European Research Council ¹																		
PEOPLE	Marie-Curie Actions ²																		
CAPACITIES	Research Infrastructures	10	2,5%			2.100.223	2,7%			1.747.224	3,2%								
	Research for the benefit of SMEs																		
	Regions of Knowledge																		
	Research Potential	11	2,8%	3	27,3%	4.578.425	6,0%	2.027.400	44,3%	4.459.865	8,3%	1.908.840	42,8%						
	Science in Society	9	2,3%			833.652	1,1%			724.119	1,3%								
	Coherent development of research policies																		
Activities of International Cooperation	15	3,8%	3	20,0%	2.476.801	3,2%	142.662	5,8%	1.918.397	3,6%	142.662	7,4%							
Euratom	Fusion Energy																		
	Nuclear Fission and Radiation Protection	4	1,0%			616.839	0,8%			606.839	1,1%								
	Undefined																		
Total		398	100,0%	56	14,1%	76.455.638	100,0%	9.265.141	12,1%	53.946.146	100,0%	7.280.358	13,5%						

All Third Countries (ERC Scope,no PEOPLE and General Activities (Annex IV)) - FP7 Retained Proposals : Participation by Priority Area Organisation Activity Type

All Third Countries (ERC Scope,no PEOPLE and General Activities (Annex IV))		FP7 Retained Proposals : Participation by Priority Area & Organisation Activity Type															
Priority Area		Private for profit (excl. education) (PRC)										Requested EC financial contribution to applicants in selection		of which SMEs		SME	
		Applicants in selection		of which SMEs		Project cost for the applicants in the selection		of which SMEs		SME							
		No.	%	No.	%	Euros	%	Euros	%	Euros	%						
COOPERATION	Health	3	4,1%	2	66,7%	332.252	1,6%	132.253	39,8%	232.252	1,9%	132.253	56,9%				
	Food, Agriculture, and Biotechnology	6	8,1%	6	100,0%	1.707.777	8,0%	1.707.777	100,0%	1.353.542	11,3%	1.353.542	100,0%				
	Information and Communication Technologies	14	18,9%	5	35,7%	4.110.943	19,2%	417.465	10,2%	2.259.202	18,8%	342.560	15,2%				
	Nanosciences, Nanotechnologies, Materials and new Production Technologies	11	14,9%	1	9,1%	2.284.161	10,7%	141.500	6,2%	806.643	6,7%	103.000	12,8%				
	Energy	15	20,3%	11	73,3%	4.481.620	21,0%	3.131.142	69,9%	2.605.067	21,7%	1.877.905	72,1%				
	Environment (including Climate Change)	7	9,5%	5	71,4%	576.800	2,7%	486.800	84,4%	490.875	4,1%	400.875	81,7%				
	Transport (including Aeronautics)	13	17,6%	6	46,2%	6.891.040	32,2%	945.354	13,7%	3.527.378	29,4%	573.794	16,3%				
	Socio-economic sciences and Humanities																
	Space																
	Security	1	1,4%														
General Activities																	
IDEAS	European Research Council ¹																
PEOPLE	Marie-Curie Actions ⁴																
CAPACITIES	Research Infrastructures																
	Research for the benefit of SMEs	3	4,1%	3	100,0%	737.878	3,5%	737.878	100,0%	530.316	4,4%	530.316	100,0%				
	Regions of Knowledge																
	Research Potential																
	Science in Society																
Euratom	Coherent development of research policies																
	Activities of International Cooperation	1	1,4%	1	100,0%	259.560	1,2%	259.560	100,0%	187.966	1,6%	187.966	100,0%				
	Fusion Energy																
Euratom	Nuclear Fission and Radiation Protection																
	Undefined																
Total		74	100,0%	40	54,1%	21.382.031	100,0%	7.959.729	37,2%	11.993.241	100,0%	5.502.211	45,9%				

All Third Countries (ERC Scope,no PEOPLE and General Activities (Annex IV))		FP7 Retained Proposals : Participation by Priority Area & Organisation Activity Type															
Priority Area		Public body (excl. research and education) (PUB)										Requested EC financial contribution to applicants in selection		of which SMEs		SME	
		Applicants in selection		of which SMEs		Project cost for the applicants in the selection		of which SMEs		SME							
		No.	%	No.	%	Euros	%	Euros	%	Euros	%						
COOPERATION	Health	10	11,8%	1	10,0%	1.874.236	18,7%	51.138	2,7%	1.422.411	21,3%						
	Food, Agriculture, and Biotechnology	1	1,2%			29.960	0,3%			29.960	0,4%						
	Information and Communication Technologies	8	9,4%	4	50,0%	713.255	7,1%	391.303	54,9%	436.567	6,5%	219.264	50,2%				
	Nanosciences, Nanotechnologies, Materials and new Production Technologies	1	1,2%	1	100,0%	130.670	1,3%	130.670	100,0%	130.670	2,0%	130.670	100,0%				
	Energy	4	4,7%			252.070	2,5%			220.057	3,3%						
	Environment (including Climate Change)	10	11,8%	1	10,0%	796.302	8,0%	50.000	6,3%	706.852	10,6%	50.000	7,1%				
	Transport (including Aeronautics)	4	4,7%	1	25,0%	397.237	4,0%	184.755	46,5%	189.521	2,8%	138.121	72,9%				
	Socio-economic sciences and Humanities	1	1,2%	1	100,0%	2	0,0%	2	100,0%	2	0,0%	2	100,0%				
	Space																
	Security	1	1,2%			24.764	0,2%										
General Activities																	
IDEAS	European Research Council ¹																
PEOPLE	Marie-Curie Actions ⁴																
CAPACITIES	Research Infrastructures	6	7,1%	2	33,3%	83.037	0,8%	55.640	67,0%	27.397	0,4%						
	Research for the benefit of SMEs																
	Regions of Knowledge																
	Research Potential	2	2,4%			24.026	0,2%			24.026	0,4%						
	Science in Society	2	2,4%			148.355	1,5%			115.035	1,7%						
Euratom	Coherent development of research policies																
	Activities of International Cooperation	34	40,0%	9	26,5%	4.459.820	44,6%	346.756	7,8%	3.375.163	50,5%	346.756	10,3%				
	Fusion Energy																
Euratom	Nuclear Fission and Radiation Protection	1	1,2%			1.065.200	10,7%										
	Undefined																
Total		85	100,0%	20	23,5%	9.998.934	100,0%	1.210.264	12,1%	6.677.661	100,0%	884.813	13,3%				

All Third Countries (ERC Scope,no PEOPLE and General Activities (Annex IV)) - FP7 Retained Proposals : Participation by Priority Area Organisation Activity Type

All Third Countries (ERC Scope,no PEOPLE and General Activities (Annex IV))		FP7 Retained Proposals : Participation by Priority Area & Organisation Activity Type																	
Priority Area		Research organisations (REC)																	
		Applicants in selection		of which SMEs		SME		Project cost for the applicants in the selection		of which SMEs		SME		Requested EC financial contribution to applicants in selection		of which SMEs		SME	
		No.	%	No.	%	Euros	%	Euros	%	Euros	%	Euros	%	Euros	%	Euros	%		
COOPERATION	Health	71	24,5%	15	21,1%	19.103.492	34,9%	3.785.062	19,8%	14.296.149	37,2%	2.602.153	18,2%						
	Food, Agriculture, and Biotechnology	32	11,0%	7	21,9%	8.694.975	15,9%	2.348.667	27,0%	4.735.926	12,3%	1.379.393	29,1%						
	Information and Communication Technologies	21	7,2%	6	28,6%	2.217.052	4,0%	479.398	21,6%	1.488.322	3,9%	263.241	17,7%						
	Nanosciences, Nanotechnologies, Materials and new Production Technologies	10	3,4%	1	10,0%	1.300.370	2,4%	130.670	10,0%	822.870	2,1%	130.670	15,9%						
	Energy	14	4,8%	8	57,1%	1.244.345	2,3%	1.021.848	82,1%	1.032.721	2,7%	810.225	78,5%						
	Environment (including Climate Change)	51	17,6%	20	39,2%	6.733.164	12,3%	2.592.701	38,5%	5.360.432	13,9%	1.842.256	34,4%						
	Transport (including Aeronautics)	8	2,8%	2	25,0%	2.006.775	3,7%	72.225	3,6%	1.469.737	3,8%	29.960	2,0%						
	Socio-economic sciences and Humanities	13	4,5%	3	23,1%	567.517	1,0%	51.875	9,1%	524.717	1,4%	51.875	9,9%						
	Space	7	2,4%			2.107.894	3,8%			1.141.094	3,0%								
	Security	1	0,3%			213.120	0,4%			159.840	0,4%								
General Activities																			
IDEAS	European Research Council ¹																		
PEOPLE	Marie-Curie Actions ⁴																		
CAPACITIES	Research Infrastructures	15	5,2%	10	66,7%	1.788.133	3,3%	1.412.520	79,0%	1.456.137	3,8%	1.087.044	74,7%						
	Research for the benefit of SMEs																		
	Regions of Knowledge																		
	Research Potential	4	1,4%	2	50,0%	1.955.862	3,6%	783.730	40,1%	1.955.862	5,1%	783.730	40,1%						
	Science in Society	9	3,1%	6	66,7%	567.754	1,0%	407.643	71,8%	543.554	1,4%	407.643	75,0%						
	Coherent development of research policies																		
Euratom	Activities of International Cooperation	31	10,7%	13	41,9%	3.841.473	7,0%	1.859.597	48,4%	3.490.509	9,1%	1.508.633	43,2%						
	Fusion Energy																		
	Nuclear Fission and Radiation Protection	3	1,0%	1	33,3%	2.411.152	4,4%	266.100	11,0%										
Undefined																			
Total		290	100,0%	94	32,4%	54.753.078	100,0%	15.212.036	27,8%	38.477.870	100,0%	10.896.823	28,3%						

All Third Countries (ERC Scope,no PEOPLE and General Activities (Annex IV))		FP7 Retained Proposals : Participation by Priority Area & Organisation Activity Type																	
Priority Area		Other (OTH)																	
		Applicants in selection		of which SMEs		SME		Project cost for the applicants in the selection		of which SMEs		SME		Requested EC financial contribution to applicants in selection		of which SMEs		SME	
		No.	%	No.	%	Euros	%	Euros	%	Euros	%	Euros	%	Euros	%	Euros	%		
COOPERATION	Health	15	15,3%	3	20,0%	3.121.001	19,3%	186.794	6,0%	2.395.771	20,7%	160.950	6,7%						
	Food, Agriculture, and Biotechnology	9	9,2%	3		1.118.050	6,9%	397.036		719.140	6,2%	328.776	45,7%						
	Information and Communication Technologies	24	24,5%	16		1.489.990	9,2%	770.579		1.011.024	8,7%	595.327	58,9%						
	Nanosciences, Nanotechnologies, Materials and new Production Technologies	4	4,1%	2		1.141.279	7,1%	405.920		896.500	7,7%	301.540	33,6%						
	Energy	12	12,2%	3		1.728.241	10,7%	367.841		1.225.962	10,6%	292.423	23,9%						
	Environment (including Climate Change)	9	9,2%	3		635.907	3,9%	167.469		395.447	3,4%	143.489	36,3%						
	Transport (including Aeronautics)	11	11,2%	4		4.882.783	30,2%	387.397		3.530.353	30,4%	287.652	8,1%						
	Socio-economic sciences and Humanities	1	1,0%			71.977	0,4%			71.977	0,6%								
	Space																		
	Security	1	1,0%	1		116.500	0,7%	116.500		116.500	1,0%	116.500	100,0%						
General Activities																			
IDEAS	European Research Council ¹																		
PEOPLE	Marie-Curie Actions ⁴																		
CAPACITIES	Research Infrastructures	4	4,1%	2		787.225	4,9%	62.715		604.125	5,2%	57.015	9,4%						
	Research for the benefit of SMEs	1	1,0%			2.800	0,0%			2.800	0,0%								
	Regions of Knowledge																		
	Research Potential																		
	Science in Society	3	3,1%	2		179.421	1,1%	112.576		179.421	1,5%	112.576	62,7%						
	Coherent development of research policies																		
Euratom	Activities of International Cooperation	3	3,1%	1		451.450	2,8%	334.180		451.450	3,9%	334.180	74,0%						
	Fusion Energy																		
	Nuclear Fission and Radiation Protection	1	1,0%			450.000	2,8%												
Undefined																			
Total		98	100,0%	40	40,8%	16.176.624	100,0%	3.309.007	20,5%	11.600.470	100,0%	2.730.428	23,5%						

All Third Countries (ERC Scope,no PEOPLE and General Activities (Annex IV)) - FP7 Retained Proposals : Participation by Priority Area Organisation Activity Type

All Third Countries (ERC Scope,no PEOPLE and General Activities (Annex IV))		FP7 Retained Proposals : Participation by Priority Area & Organisation Activity Type																	
Priority Area		Not Applicable (NA)																	
		Applicants in selection		of which SMEs		SME		Project cost for the applicants in the selection		of which SMEs		SME		Requested EC financial contribution to applicants in selection		of which SMEs		SME	
		No.	%	No.	%	Euros	%	Euros	%	Euros	%	Euros	%	Euros	%	Euros	%		
COOPERATION	Health																		
	Food, Agriculture, and Biotechnology																		
	Information and Communication Technologies																		
	Nanosciences, Nanotechnologies, Materials and new Production Technologies																		
	Energy																		
	Environment (including Climate Change)																		
	Transport (including Aeronautics)																		
	Socio-economic sciences and Humanities																		
	Space																		
	Security																		
General Activities																			
IDEAS	European Research Council ¹	6	100,0%			106.800	100,0%			106.800	100,0%								
PEOPLE	Marie-Curie Actions ²																		
CAPACITIES	Research Infrastructures																		
	Research for the benefit of SMEs																		
	Regions of Knowledge																		
	Research Potential																		
	Science in Society																		
	Coherent development of research policies																		
Activities of International Cooperation																			
Euratom	Fusion Energy																		
	Nuclear Fission and Radiation Protection																		
	Undefined																		
Total		6	100,0%			106.800	100,0%			106.800	100,0%			106.800	100,0%				

Reference date 25/02/2008 Report was created for 54 calls

Figures on the basis of proposals submitted in response i) to FP7 calls involving a single-stage proposal submission and evaluation procedure and ii) to the second stage of FP7 calls involving a two-stage proposal submission and evaluation procedure

¹ Applicants refer to hosting organisations/institutions.

² Applicants refer to hosting organisations/institutions. Data on project cost and requested EC financial contribution are usually not available for Marie-Curie actions.

All Third Countries (ERC Scope,no PEOPLE and General Activities (Annex IV)) - FP7 Success Rates by Priority Area and Funding Scheme

All Third Countries (ERC Scope,no PEOPLE and General Activities (Annex IV))		FP7 Success Rates by Priority Area and Funding Scheme								
Priority Area		All Funding Schemes								
		Proposals with at least one applicant in selection			Applicants in selection			Requested EC financial contribution to applicants in selection		
		Eligible Proposals	Retained Proposals	Success Rates	Eligible Proposals	Retained Proposals	Success Rates	Eligible Proposals	Retained Proposals	Success Rates
		No.	No.	%	No.	No.	%	No.	No.	%
COOPERATION	Health	463	90	19.4%	1.125	237	21.1%	230.816.761	44.828.772	19.4%
	Food, Agriculture, and Biotechnology	148	28	18.9%	408	81	19.9%	64.416.349	9.467.273	14.7%
	Information and Communication Technologies	299	46	15.4%	568	113	19.9%	83.833.367	9.021.065	10.8%
	Nanosciences, Nanotechnologies, Materials and new Production Technologies	70	24	34.3%	128	45	35.2%	10.235.834	4.496.246	43.9%
	Energy	173	22	12.7%	356	53	14.9%	49.927.126	5.708.411	11.4%
	Environment (including Climate Change)	303	32	10.6%	1.108	126	11.4%	146.319.813	11.823.631	8.1%
	Transport (including Aeronautics)	120	29	24.2%	219	65	29.7%	33.383.313	10.663.515	31.9%
	Socio-economic sciences and Humanities	125	16	12.8%	264	36	13.6%	21.647.281	2.016.199	9.3%
	Space	15	5	33.3%	22	11	50.0%	4.311.860	1.849.701	42.9%
	Security	28	4	14.3%	42	6	14.3%	6.528.723	420.370	6.4%
	General Activities									
IDEAS	European Research Council ¹	6	3	50.0%	11	6	54.5%	132.000	106.800	80.9%
PEOPLE	Marie-Curie Actions ²									
CAPACITIES	Research Infrastructures	43	14	32.6%	106	35	33.0%	13.721.586	3.834.883	27.9%
	Research for the benefit of SMEs	55	3	5.5%	80	4	5.0%	6.439.239	533.116	8.3%
	Regions of Knowledge	1		0.0%	1		0.0%	80.916		0.0%
	Research Potential	87	13	14.9%	133	17	12.8%	41.341.444	6.439.753	15.6%
	Science in Society	34	7	20.6%	88	23	26.1%	4.801.716	1.562.129	32.5%
	Coherent development of research policies									
	Activities of International Cooperation	106	20	18.9%	372	84	22.6%	31.744.031	9.423.485	29.7%
Euratom	Fusion Energy									
	Nuclear Fission and Radiation Protection	8	5	62.5%	12	9	75.0%	858.134	606.839	70.7%
	Undefined									
Total		2.084	361	17,3%	5.043	951	18,9%	750.539.493	122.802.188	16,4%

All Third Countries (ERC Scope,no PEOPLE and General Activities (Annex IV))		FP7 Success Rates by Priority Area and Funding Scheme								
Priority Area		CP, CP-CSA - Collaborative Projects (including combination of CP and CSA)								
		Proposals with at least one applicant in selection			Applicants in selection			Requested EC financial contribution to applicants in selection		
		Eligible Proposals	Retained Proposals	Success Rates	Eligible Proposals	Retained Proposals	Success Rates	Eligible Proposals	Retained Proposals	Success Rates
		No.	No.	%	No.	No.	%	No.	No.	%
COOPERATION	Health	404	76	18.8%	899	194	21.6%	214.806.527	41.395.966	19.3%
	Food, Agriculture, and Biotechnology	124	22	17.7%	322	61	18.9%	60.931.604	8.937.543	14.7%
	Information and Communication Technologies	256	34	13.3%	388	50	12.9%	73.548.867	6.184.449	8.4%
	Nanosciences, Nanotechnologies, Materials and new Production Technologies	60	20	33.3%	103	38	36.9%	8.689.814	3.861.425	44.4%
	Energy	132	14	10.6%	226	27	11.9%	40.070.778	4.414.494	11.0%
	Environment (including Climate Change)	257	25	9.7%	829	67	8.1%	129.342.916	9.213.576	7.1%
	Transport (including Aeronautics)	101	22	21.8%	159	37	23.3%	30.357.905	9.648.026	31.8%
	Socio-economic sciences and Humanities	108	9	8.3%	218	16	7.3%	18.336.561	1.199.350	6.5%
	Space	15	5	33.3%	22	11	50.0%	4.311.860	1.849.701	42.9%
	Security	23	1	4.3%	33	2	6.1%	6.269.673	263.520	4.2%
	General Activities									
IDEAS	European Research Council ¹									
PEOPLE	Marie-Curie Actions ²									
CAPACITIES	Research Infrastructures	38	12	31.6%	98	30	30.6%	13.101.469	3.694.526	28.2%
	Research for the benefit of SMEs									
	Regions of Knowledge									
	Research Potential									
	Science in Society	7	1	14.3%	14	4	28.6%	818.520	342.900	41.9%
	Coherent development of research policies									
Activities of International Cooperation										
Euratom	Fusion Energy									
	Nuclear Fission and Radiation Protection	7	4	57.1%	10	7	70.0%	281.295	30.000	10.7%
	Undefined									
Total		1.532	245	16,0%	3.321	544	16,4%	600.867.789	91.035.476	15,2%

All Third Countries (ERC Scope,no PEOPLE and General Activities (Annex IV))		FP7 Success Rates by Priority Area and Funding Scheme								
Priority Area		NoE - Networks of Excellence								
		Proposals with at least one applicant in selection			Applicants in selection			Requested EC financial contribution to applicants in selection		
		Eligible Proposals	Retained Proposals	Success Rates	Eligible Proposals	Retained Proposals	Success Rates	Eligible Proposals	Retained Proposals	Success Rates
		No.	No.	%	No.	No.	%	No.	No.	%
COOPERATION	Health									
	Food, Agriculture, and Biotechnology									
	Information and Communication Technologies	3		0,0%	4		0,0%	176.230		0,0%
	Nanosciences, Nanotechnologies, Materials and new Production Technologies									
	Energy									
	Environment (including Climate Change)									
	Transport (including Aeronautics)									
	Socio-economic sciences and Humanities									
	Space									
	Security									
General Activities										
IDEAS	European Research Council ¹									
PEOPLE	Marie-Curie Actions ²									
CAPACITIES	Research Infrastructures									
	Research for the benefit of SMEs									
	Regions of Knowledge									
	Research Potential									
	Science in Society									
	Coherent development of research policies									
Activities of International Cooperation										
Euratom	Fusion Energy									
	Nuclear Fission and Radiation Protection									
	Undefined									
Total		3		0,0%	4		0,0%	176.230		0,0%

All Third Countries (ERC Scope,no PEOPLE and General Activities (Annex IV))		FP7 Success Rates by Priority Area and Funding Scheme								
Priority Area		CSA - Coordination and Support Action								
		Proposals with at least one applicant in selection			Applicants in selection			Requested EC financial contribution to applicants in selection		
		Eligible Proposals	Retained Proposals	Success Rates	Eligible Proposals	Retained Proposals	Success Rates	Eligible Proposals	Retained Proposals	Success Rates
		No.	No.	%	No.	No.	%	No.	No.	%
COOPERATION	Health	59	14	23,7%	226	43	19,0%	16.010.234	3.432.806	21,4%
	Food, Agriculture, and Biotechnology	24	6	25,0%	86	20	23,3%	3.484.745	529.730	15,2%
	Information and Communication Technologies	40	12	30,0%	176	63	35,8%	10.108.270	2.836.616	28,1%
	Nanosciences, Nanotechnologies, Materials and new Production Technologies	10	4	40,0%	25	7	28,0%	1.546.020	634.821	41,1%
	Energy	41	8	19,5%	130	26	20,0%	9.856.348	1.293.917	13,1%
	Environment (including Climate Change)	45	7	15,6%	275	59	21,5%	16.939.457	2.610.055	15,4%
	Transport (including Aeronautics)	19	7	36,8%	60	28	46,7%	3.025.408	1.015.489	33,6%
	Socio-economic sciences and Humanities	16	6	37,5%	45	19	42,2%	3.310.720	816.849	24,7%
	Space									
	Security	5	3	60,0%	9	4	44,4%	259.050	156.850	60,5%
General Activities										
IDEAS	European Research Council ¹									
PEOPLE	Marie-Curie Actions ²									
CAPACITIES	Research Infrastructures	5	2	40,0%	8	5	62,5%	620.117	140.357	22,6%
	Research for the benefit of SMEs	2		0,0%	3		0,0%	150.858		0,0%
	Regions of Knowledge	1		0,0%	1		0,0%	80.916		0,0%
	Research Potential	87	13	14,9%	133	17	12,8%	41.341.444	6.439.753	15,6%
	Science in Society	27	6	22,2%	74	19	25,7%	3.983.196	1.219.229	30,6%
	Coherent development of research policies									
Activities of International Cooperation	106	20	18,9%	372	84	22,6%	31.744.031	9.423.485	29,7%	
Euratom	Fusion Energy									
	Nuclear Fission and Radiation Protection	1	1	100,0%	2	2	100,0%	576.839	576.839	100,0%
	Undefined									
Total		488	109	22,3%	1.625	396	24,4%	143.037.653	31.126.796	21,8%

All Third Countries (ERC Scope,no PEOPLE and General Activities (Annex IV)) - FP7 Success Rates by Priority Area and Funding Scheme

All Third Countries (ERC Scope,no PEOPLE and General Activities (Annex IV))		FP7 Success Rates by Priority Area and Funding Scheme								
Priority Area		BSG, MC - Research for the benefit of specific groups/ Support for training and career development of researchers (Marie Curie)								
		Proposals with at least one applicant in selection			Applicants in selection			Requested EC financial contribution to applicants in selection		
		Eligible Proposals	Retained Proposals	Success Rates	Eligible Proposals	Retained Proposals	Success Rates	Eligible Proposals	Retained Proposals	Success Rates
		No.	No.	%	No.	No.	%	No.	No.	%
COOPERATION	Health									
	Food, Agriculture, and Biotechnology									
	Information and Communication Technologies									
	Nanosciences, Nanotechnologies, Materials and new Production Technologies									
	Energy									
	Environment (including Climate Change)	1		0,0%	4		0,0%	37.440		0,0%
	Transport (including Aeronautics)									
	Socio-economic sciences and Humanities	1	1	100,0%	1	1	100,0%			
	Space									
Security										
General Activities										
IDEAS	European Research Council ¹									
PEOPLE	Marie-Curie Actions ²									
CAPACITIES	Research Infrastructures									
	Research for the benefit of SMEs	53	3	5,7%	77	4	5,2%	6.288.381	533.116	8,5%
	Regions of Knowledge									
	Research Potential									
	Science in Society									
	Coherent development of research policies									
Activities of International Cooperation										
Euratom	Fusion Energy									
	Nuclear Fission and Radiation Protection									
	Undefined									
Total		55	4	7,3%	82	5	6,1%	6.325.821	533.116	8,4%

All Third Countries (ERC Scope,no PEOPLE and General Activities (Annex IV))		FP7 Success Rates by Priority Area and Funding Scheme								
Priority Area		ERC, RSFF, OTH - Support for frontier research (ERC)/ Risk sharing finance facility/ Other								
		Proposals with at least one applicant in selection			Applicants in selection			Requested EC financial contribution to applicants in selection		
		Eligible Proposals	Retained Proposals	Success Rates	Eligible Proposals	Retained Proposals	Success Rates	Eligible Proposals	Retained Proposals	Success Rates
		No.	No.	%	No.	No.	%	No.	No.	%
COOPERATION	Health									
	Food, Agriculture, and Biotechnology									
	Information and Communication Technologies									
	Nanosciences, Nanotechnologies, Materials and new Production Technologies									
	Energy									
	Environment (including Climate Change)									
	Transport (including Aeronautics)									
	Socio-economic sciences and Humanities									
	Space									
Security										
General Activities										
IDEAS	European Research Council ¹	6	3	50,0%	11	6	54,5%	132.000	106.800	80,9%
PEOPLE	Marie-Curie Actions ²									
CAPACITIES	Research Infrastructures									
	Research for the benefit of SMEs									
	Regions of Knowledge									
	Research Potential									
	Science in Society									
	Coherent development of research policies									
Activities of International Cooperation										
Euratom	Fusion Energy									
	Nuclear Fission and Radiation Protection									
	Undefined									
Total		6	3	50,0%	11	6	54,5%	132.000	106.800	80,9%

Reference date 25/02/2008 Report was created for 54 calls

Figures on the basis of proposals submitted in response i) to FP7 calls involving a single-stage proposal submission and evaluation procedure and ii) to the second stage of FP7 calls involving a two-stage proposal submission and evaluation procedure

1 Applicants refer to hosting organisations/institutions.

2 Applicants refer to hosting organisations/institutions. Data on project cost and requested EC financial contribution are usually not available for Marie-Curie actions.

All Third Countries (ERC Scope,no PEOPLE and General Activities (Annex IV)) - FP7 Success Rates by Priority Area and Organisation Activity Type

All Third Countries (ERC Scope,no PEOPLE and General Activities (Annex IV))		FP7 Success Rates by Priority Area and Organisation Activity Type											
Priority Area		All Activity Types											
		Applicants in selection			Requested EC financial contribution to applicants in the selection			SMEs applicants in the selection			Requested EC financial contribution to SMEs applicants in the selection		
		Eligible Proposals	Retained Proposals	Success Rates	Eligible Proposals	Retained Proposals	Success Rates	Eligible Proposals	Retained Proposals	Success Rates	Eligible Proposals	Retained Proposals	Success Rates
No.	No.	%	No.	No.	%	No.	No.	%	No.	No.	%		
COOPERATION	Health	1.125	237	21,1%	230.816.761	44.828.772	19,4%	292	47	16,1%	65.749.059	6.368.304	9,7%
	Food, Agriculture, and Biotechnology	408	81	19,9%	64.416.349	9.467.273	14,7%	118	19	16,1%	21.320.435	3.417.494	16,0%
	Information and Communication Technologies	568	113	19,9%	83.833.367	9.021.065	10,8%	193	36	18,7%	29.939.863	1.559.023	5,2%
	Nanosciences, Nanotechnologies, Materials and new Production Technologies	128	45	35,2%	10.235.834	4.496.246	43,9%	24	7	29,2%	2.754.633	1.118.532	40,6%
	Energy	356	53	14,9%	49.927.126	5.708.411	11,4%	128	25	19,5%	19.236.457	3.220.545	16,7%
	Environment (including Climate Change)	1.108	126	11,4%	146.319.813	11.823.631	8,1%	342	32	9,4%	45.272.058	2.528.199	5,6%
	Transport (including Aeronautics)	219	65	29,7%	33.383.313	10.663.515	31,9%	71	15	21,1%	8.012.917	1.041.527	13,0%
	Socio-economic sciences and Humanities	264	36	13,6%	21.647.281	2.016.199	9,3%	100	10	10,0%	9.501.876	517.148	5,4%
	Space	22	11	50,0%	4.311.860	1.849.701	42,9%	3		0,0%	568.015		0,0%
	Security	42	6	14,3%	6.528.723	420.370	6,4%	9	1	11,1%	2.825.298	116.500	4,1%
General Activities													
IDEAS	European Research Council ¹	11	6	54,5%	132.000	106.800	80,9%						
PEOPLE	Marie-Curie Actions ²												
CAPACITIES	Research Infrastructures	106	35	33,0%	13.721.586	3.834.883	27,9%	34	14	41,2%	4.099.375	1.144.059	27,9%
	Research for the benefit of SMEs	80	4	5,0%	6.439.239	533.116	8,3%	40	3	7,5%	4.817.774	530.316	11,0%
	Regions of Knowledge	1		0,0%	80.916		0,0%						
	Research Potential	133	17	12,8%	41.341.444	6.439.753	15,6%	44	5	11,4%	14.528.050	2.692.570	18,5%
	Science in Society	88	23	26,1%	4.801.716	1.562.129	32,5%	29	8	27,6%	1.880.323	520.219	27,7%
	Coherent development of research policies												
	Activities of International Cooperation	372	84	22,6%	31.744.031	9.423.485	29,7%	124	27	21,8%	9.102.617	2.520.197	27,7%
Euratom	Fusion Energy												
	Nuclear Fission and Radiation Protection	12	9	75,0%	858.134	606.839	70,7%	3	1	33,3%	251.295		0,0%
	Undefined												
Total		5.043	951	18,9%	750.539.493	122.802.188	16,4%	1.554	250	16,1%	239.860.045	27.294.633	11,4%

All Third Countries (ERC Scope,no PEOPLE and General Activities (Annex IV))		FP7 Success Rates by Priority Area and Organisation Activity Type											
Priority Area		Higher or secondary education (HES)											
		Applicants in selection			Requested EC financial contribution to applicants in the selection			SMEs applicants in the selection			Requested EC financial contribution to SMEs applicants in the selection		
		Eligible Proposals	Retained Proposals	Success Rates	Eligible Proposals	Retained Proposals	Success Rates	Eligible Proposals	Retained Proposals	Success Rates	Eligible Proposals	Retained Proposals	Success Rates
No.	No.	%	No.	No.	%	No.	No.	%	No.	No.	%		
COOPERATION	Health	670	138	20,6%	136.134.605	26.482.189	19,5%	137	26	19,0%	29.810.828	3.472.948	11,6%
	Food, Agriculture, and Biotechnology	211	33	15,6%	30.505.427	2.628.705	8,6%	40	3	7,5%	6.117.161	355.783	5,8%
	Information and Communication Technologies	256	46	18,0%	35.440.027	3.825.950	10,8%	34	5	14,7%	5.283.551	138.631	2,6%
	Nanosciences, Nanotechnologies, Materials and new Production Technologies	72	19	26,4%	4.820.337	1.839.563	38,2%	9	2	22,2%	595.309	452.652	76,0%
	Energy	127	8	6,3%	18.981.122	624.604	3,3%	25	3	12,0%	2.947.517	239.992	8,1%
	Environment (including Climate Change)	525	49	9,3%	70.139.667	4.870.025	6,9%	113	3	2,7%	16.027.186	91.579	0,6%
	Transport (including Aeronautics)	89	29	32,6%	8.818.980	1.946.526	22,1%	19	2	10,5%	897.667	12.000	1,3%
	Socio-economic sciences and Humanities	172	21	12,2%	12.944.368	1.419.503	11,0%	47	6	12,8%	3.681.676	465.271	12,6%
	Space	7	4	57,1%	1.334.222	708.607	53,1%	2		0,0%	462.015		0,0%
	Security	16	2	12,5%	2.362.998	144.030	6,1%						
General Activities													
IDEAS	European Research Council ¹												
PEOPLE	Marie-Curie Actions ²												
CAPACITIES	Research Infrastructures	47	10	21,3%	6.580.938	1.747.224	26,5%	10		0,0%	1.014.040		0,0%
	Research for the benefit of SMEs	14		0,0%	691.548		0,0%	2		0,0%	104.658		0,0%
	Regions of Knowledge												
	Research Potential	85	11	12,9%	25.545.222	4.459.865	17,5%	22	3	13,6%	7.007.724	1.908.840	27,2%
	Science in Society	46	9	19,6%	2.548.047	724.119	28,4%	9		0,0%	622.543		0,0%
	Coherent development of research policies												
	Activities of International Cooperation	144	15	10,4%	10.927.834	1.918.397	17,6%	33	3	9,1%	2.330.343	142.662	6,1%
Euratom	Fusion Energy												
	Nuclear Fission and Radiation Protection	4	4	100,0%	606.839	606.839	100,0%						
	Undefined												
Total		2.485	398	16,0%	368.382.181	53.946.146	14,6%	502	56	11,2%	76.902.218	7.280.358	9,5%

Priority Area		FP7 Success Rates by Priority Area and Organisation Activity Type											
		Private for profit (excl. education) (PRC)											
		Applicants in selection			Requested EC financial contribution to applicants in the selection			SMEs applicants in the selection			Requested EC financial contribution to SMEs applicants in the selection		
		Eligible Proposals	Retained Proposals	Success Rates	Eligible Proposals	Retained Proposals	Success Rates	Eligible Proposals	Retained Proposals	Success Rates	Eligible Proposals	Retained Proposals	Success Rates
No.	No.	%	No.	No.	%	No.	No.	%	No.	No.	%		
COOPERATION	Health	49	3	6,1%	11.819.854	232.252	2,0%	35	2	5,7%	9.832.603	132.253	1,3%
	Food, Agriculture, and Biotechnology	23	6	26,1%	4.904.826	1.353.542	27,6%	19	6	31,6%	4.719.600	1.353.542	28,7%
	Information and Communication Technologies	117	14	12,0%	23.771.833	2.259.202	9,5%	75	5	6,7%	14.225.285	342.560	2,4%
	Nanosciences, Nanotechnologies, Materials and new Production Technologies	19	11	57,9%	1.960.726	806.643	41,1%	6	1	16,7%	990.083	103.000	10,4%
	Energy	75	15	20,0%	11.444.205	2.605.067	22,8%	48	11	22,9%	7.924.245	1.877.905	23,7%
	Environment (including Climate Change)	64	7	10,9%	8.977.282	490.875	5,5%	49	5	10,2%	7.528.836	400.875	5,3%
	Transport (including Aeronautics)	44	13	29,5%	8.711.034	3.527.378	40,5%	26	6	23,1%	3.903.816	573.794	14,7%
	Socio-economic sciences and Humanities	8		0,0%	895.385		0,0%	8		0,0%	895.385		0,0%
	Space												
	Security	7	1	14,3%	1.377.373		0,0%	3		0,0%	1.302.373		0,0%
General Activities													
IDEAS	European Research Council ¹												
PEOPLE	Marie-Curie Actions ²												
CAPACITIES	Research Infrastructures	3		0,0%	454.474		0,0%	2		0,0%	454.474		0,0%
	Research for the benefit of SMEs	37	3	8,1%	3.834.584	530.316	13,8%	32	3	9,4%	3.779.094	530.316	14,0%
	Regions of Knowledge												
	Research Potential	5		0,0%	214.756		0,0%	4		0,0%	131.756		0,0%
	Science in Society	2		0,0%	138.276		0,0%	2		0,0%	138.276		0,0%
	Coherent development of research policies												
Activities of International Cooperation	8	1	12,5%	772.702	187.966	24,3%	6	1	16,7%	626.705	187.966	30,0%	
Euratom	Fusion Energy												
	Nuclear Fission and Radiation Protection	1		0,0%	97.020		0,0%	1		0,0%	97.020		0,0%
	Undefined												
Total		462	74	16,0%	79.374.330	11.993.241	15,1%	316	40	12,7%	56.549.551	5.502.211	9,7%

Priority Area		FP7 Success Rates by Priority Area and Organisation Activity Type											
		Public body (excl. research and education) (PUB)											
		Applicants in selection			Requested EC financial contribution to applicants in the selection			SMEs applicants in the selection			Requested EC financial contribution to SMEs applicants in the selection		
		Eligible Proposals	Retained Proposals	Success Rates	Eligible Proposals	Retained Proposals	Success Rates	Eligible Proposals	Retained Proposals	Success Rates	Eligible Proposals	Retained Proposals	Success Rates
No.	No.	%	No.	No.	%	No.	No.	%	No.	No.	%		
COOPERATION	Health	50	10	20,0%	5.738.427	1.422.411	24,8%	10	1	10,0%	1.160.727		0,0%
	Food, Agriculture, and Biotechnology	9	1	11,1%	939.361	29.960	3,2%	4		0,0%	245.442		0,0%
	Information and Communication Technologies	36	8	22,2%	3.284.421	436.567	13,3%	13	4	30,8%	1.328.548	219.264	16,5%
	Nanosciences, Nanotechnologies, Materials and new Production Technologies	3	1	33,3%	184.356	130.670	70,9%	1	1	100,0%	130.670	130.670	100,0%
	Energy	34	4	11,8%	3.279.860	220.057	6,7%	6		0,0%	275.220		0,0%
	Environment (including Climate Change)	98	10	10,2%	9.455.826	706.852	7,5%	29	1	3,4%	2.399.454	50.000	2,1%
	Transport (including Aeronautics)	13	4	30,8%	1.015.270	189.521	18,7%	4	1	25,0%	495.954	138.121	27,8%
	Socio-economic sciences and Humanities	6	1	16,7%	338.382	2	0,0%	4	1	25,0%	245.936	2	0,0%
	Space	3		0,0%	912.500		0,0%	1		0,0%	106.000		0,0%
	Security	3	1	33,3%	183.472		0,0%						
General Activities													
IDEAS	European Research Council ¹												
PEOPLE	Marie-Curie Actions ²												
CAPACITIES	Research Infrastructures	7	6	85,7%	164.342	27.397	16,7%	2	2	100,0%			
	Research for the benefit of SMEs	1		0,0%	2.000		0,0%						
	Regions of Knowledge												
	Research Potential	2	2	100,0%	24.026	24.026	100,0%						
	Science in Society	6	2	33,3%	352.795	115.035	32,6%	1		0,0%	30.000		0,0%
	Coherent development of research policies												
Activities of International Cooperation	66	34	51,5%	5.988.739	3.375.163	56,4%	17	9	52,9%	677.756	346.756	51,2%	
Euratom	Fusion Energy												
	Nuclear Fission and Radiation Protection	1	1	100,0%									
	Undefined												
Total		338	85	25,1%	31.863.777	6.677.661	21,0%	92	20	21,7%	7.095.707	884.813	12,5%

Priority Area		FP7 Success Rates by Priority Area and Organisation Activity Type											
		Research organisations (REC)											
		Applicants in selection			Requested EC financial contribution to applicants in the selection			SMEs applicants in the selection			Requested EC financial contribution to SMEs applicants in the selection		
		Eligible Proposals	Retained Proposals	Success Rates	Eligible Proposals	Retained Proposals	Success Rates	Eligible Proposals	Retained Proposals	Success Rates	Eligible Proposals	Retained Proposals	Success Rates
No.	No.	%	No.	No.	%	No.	No.	%	No.	No.	%		
COOPERATION	Health	274	71	25,9%	62.028.675	14.296.149	23,0%	73	15	20,5%	16.770.229	2.602.153	15,5%
	Food, Agriculture, and Biotechnology	137	32	23,4%	24.447.435	4.735.926	19,4%	44	7	15,9%	8.639.631	1.379.393	16,0%
	Information and Communication Technologies	87	21	24,1%	11.878.697	1.488.322	12,5%	31	6	19,4%	4.058.959	263.241	6,5%
	Nanosciences, Nanotechnologies, Materials and new Production Technologies	25	10	40,0%	1.640.732	822.870	50,2%	3	1	33,3%	158.848	130.670	82,3%
	Energy	71	14	19,7%	10.034.181	1.032.721	10,3%	25	8	32,0%	5.138.672	810.225	15,8%
	Environment (including Climate Change)	316	51	16,1%	43.048.382	5.360.432	12,5%	115	20	17,4%	15.372.145	1.842.256	12,0%
	Transport (including Aeronautics)	47	8	17,0%	9.172.830	1.469.737	16,0%	10	2	20,0%	1.135.841	29.960	2,6%
	Socio-economic sciences and Humanities	58	13	22,4%	4.627.619	524.717	11,3%	28	3	10,7%	2.245.824	51.875	2,3%
	Space	10	7	70,0%	1.892.688	1.141.094	60,3%						
	Security	8	1	12,5%	1.290.098	159.840	12,4%	2		0,0%	473.768		0,0%
	General Activities												
IDEAS	European Research Council ¹												
PEOPLE	Marie-Curie Actions ²												
CAPACITIES	Research Infrastructures	36	15	41,7%	4.564.207	1.456.137	31,9%	15	10	66,7%	1.977.589	1.087.044	55,0%
	Research for the benefit of SMEs	11		0,0%	66.670		0,0%						
	Regions of Knowledge												
	Research Potential	31	4	12,9%	12.871.350	1.955.862	15,2%	13	2	15,4%	6.621.530	783.730	11,8%
	Science in Society	18	9	50,0%	1.030.239	543.554	52,8%	14	6	42,9%	834.328	407.643	48,9%
	Coherent development of research policies												
	Activities of International Cooperation	90	31	34,4%	7.670.258	3.490.509	45,5%	31	13	41,9%	2.838.519	1.508.633	53,1%
Euratom	Fusion Energy												
	Nuclear Fission and Radiation Protection	5	3	60,0%	154.275		0,0%	2	1	50,0%	154.275		0,0%
	Undefined												
Total		1.224	290	23,7%	196.418.336	38.477.870	19,6%	406	94	23,2%	66.420.158	10.896.823	16,4%

Priority Area		FP7 Success Rates by Priority Area and Organisation Activity Type											
		Others (OTH)											
		Applicants in selection			Requested EC financial contribution to applicants in the selection			SMEs applicants in the selection			Requested EC financial contribution to SMEs applicants in the selection		
		Eligible Proposals	Retained Proposals	Success Rates	Eligible Proposals	Retained Proposals	Success Rates	Eligible Proposals	Retained Proposals	Success Rates	Eligible Proposals	Retained Proposals	Success Rates
No.	No.	%	No.	No.	%	No.	No.	%	No.	No.	%		
COOPERATION	Health	82	15	18,3%	15.095.200	2.395.771	15,9%	37	3	8,1%	8.174.672	160.950	2,0%
	Food, Agriculture, and Biotechnology	28	9	32,1%	3.619.300	719.140	19,9%	11	3	27,3%	1.598.601	328.776	20,6%
	Information and Communication Technologies	72	24	33,3%	9.458.389	1.011.024	10,7%	40	16	40,0%	5.043.520	595.327	11,8%
	Nanosciences, Nanotechnologies, Materials and new Production Technologies	9	4	44,4%	1.629.683	896.500	55,0%	5	2	40,0%	879.723	301.540	34,3%
	Energy	49	12	24,5%	6.187.758	1.225.962	19,8%	24	3	12,5%	2.950.803	292.423	9,9%
	Environment (including Climate Change)	105	9	8,6%	14.698.656	395.447	2,7%	36	3	8,3%	3.944.437	143.489	3,6%
	Transport (including Aeronautics)	26	11	42,3%	5.665.199	3.530.353	62,3%	12	4	33,3%	1.579.639	287.652	18,2%
	Socio-economic sciences and Humanities	20	1	5,0%	2.841.527	71.977	2,5%	13		0,0%	2.433.055		0,0%
	Space	2		0,0%	172.450		0,0%						
	Security	8	1	12,5%	1.314.782	116.500	8,9%	4	1	25,0%	1.049.157	116.500	11,1%
	General Activities												
IDEAS	European Research Council ¹												
PEOPLE	Marie-Curie Actions ²												
CAPACITIES	Research Infrastructures	13	4	30,8%	1.957.625	604.125	30,9%	5	2	40,0%	653.272	57.015	8,7%
	Research for the benefit of SMEs	17	1	5,9%	1.844.437	2.800	0,2%	6		0,0%	934.022		0,0%
	Regions of Knowledge	1		0,0%	80.916		0,0%						
	Research Potential	10		0,0%	2.686.090		0,0%	5		0,0%	767.040		0,0%
	Science in Society	16	3	18,8%	732.359	179.421	24,5%	3	2	66,7%	255.176	112.576	44,1%
	Coherent development of research policies												
	Activities of International Cooperation	64	3	4,7%	6.384.498	451.450	7,1%	37	1	2,7%	2.629.294	334.180	12,7%
Euratom	Fusion Energy												
	Nuclear Fission and Radiation Protection	1	1	100,0%									
	Undefined												
Total		523	98	18,7%	74.368.869	11.600.470	15,6%	238	40	16,8%	32.892.411	2.730.428	8,3%

All Third Countries (ERC Scope, no PEOPLE and General Activities (Annex IV)) - FP7 Success Rates by Priority Area and Organisation Activity Type

Priority Area		FP7 Success Rates by Priority Area and Organisation Activity Type											
		Not Applicable (NA)											
		Applicants in selection			Requested EC financial contribution to applicants in the selection			SMEs applicants in the selection			Requested EC financial contribution to SMEs applicants in the selection		
		Eligible Proposals No.	Retained Proposals No.	Success Rates %	Eligible Proposals No.	Retained Proposals No.	Success Rates %	Eligible Proposals No.	Retained Proposals No.	Success Rates %	Eligible Proposals No.	Retained Proposals No.	Success Rates %
COOPERATION	Health												
	Food, Agriculture, and Biotechnology												
	Information and Communication Technologies												
	Nanosciences, Nanotechnologies, Materials and new Production Technologies												
	Energy												
	Environment (including Climate Change)												
	Transport (including Aeronautics)												
	Socio-economic sciences and Humanities												
	Space												
	Security												
General Activities													
IDEAS	European Research Council ¹	11	6	54,5%	132.000	106.800	80,9%						
PEOPLE	Marie-Curie Actions ²												
CAPACITIES	Research Infrastructures												
	Research for the benefit of SMEs												
	Regions of Knowledge												
	Research Potential												
	Science in Society												
	Coherent development of research policies												
Euratom	Activities of International Cooperation												
	Fusion Energy												
	Nuclear Fission and Radiation Protection												
	Undefined												
Total		11	6	54,5%	132.000	106.800	80,9%						

Reference date 25/02/2008 Report was created for 54 calls

Figures on the basis of proposals submitted in response i) to FP7 calls involving a single-stage proposal submission and evaluation procedure and ii) to the second stage of FP7 calls involving a two-stage proposal submission and evaluation procedure

1 Applicants refer to hosting organisations/institutions.

2 Applicants refer to hosting organisations/institutions. Data on project cost and requested EC financial contribution are usually not available for Marie-Curie actions.

FP7 : Applicants & EC Requested Financial Contribution by Country (ERC Scope, no General Activities (Annex IV))

		Eligible Proposals		Retained Proposals		Success Rates	
Country	Applicants in Eligible Proposals from country	EC financial contribution in Eligible Proposals to applicants from country	Applicants in Retained Proposals from country	EC financial contribution in Submitted Proposals to applicants from country	Applicants from country	EC financial contribution to applicants from country	
		No.		EUR		No.	EUR
Member States	AT - Austria	2.497	899.811.291	511	156.704.867	20,5%	17,4%
	BE - Belgium	3.404	1.304.888.325	862	269.951.191	25,3%	20,7%
	BG - Bulgaria	989	179.043.864	151	17.558.599	15,3%	9,8%
	CY - Cyprus	430	128.305.325	63	7.149.451	14,7%	5,6%
	CZ - Czech Republic	1.239	308.722.649	259	47.317.778	20,9%	15,3%
	DE - Germany	11.823	5.112.516.983	2.658	996.575.863	22,5%	19,5%
	DK - Denmark	1.751	771.613.588	402	133.125.199	23,0%	17,3%
	EE - Estonia	443	99.009.334	103	18.637.796	23,3%	18,8%
	EL - Greece	3.987	1.347.188.693	583	148.917.810	14,6%	11,1%
	ES - Spain	7.059	2.330.316.232	1.276	339.407.408	18,1%	14,6%
	FI - Finland	1.972	865.334.552	445	150.035.737	22,6%	17,3%
	FR - France	7.965	3.022.091.259	1.922	676.651.868	24,1%	22,4%
	HU - Hungary	1.626	477.940.834	272	42.183.205	16,7%	8,8%
	IE - Ireland	1.100	448.092.886	233	59.877.797	21,2%	13,4%
	IT - Italy	11.429	4.415.544.108	1.708	515.431.524	14,9%	11,7%
	LT - Lithuania	384	78.909.659	63	8.136.703	16,4%	10,3%
	LU - Luxembourg	148	49.970.939	23	5.797.132	15,5%	11,6%
	LV - Latvia	246	54.837.821	54	7.299.121	22,0%	13,3%
	MT - Malta	187	31.933.904	44	3.406.015	23,5%	10,7%
	NL - Netherlands	4.506	2.040.402.279	1.100	374.100.869	24,4%	18,3%
	PL - Poland	2.246	597.249.370	380	72.000.701	16,9%	12,1%
	PT - Portugal	1.758	586.614.022	290	59.155.348	16,5%	10,1%
	RO - Romania	1.673	416.826.831	213	27.442.401	12,7%	6,6%
	SE - Sweden	3.315	1.574.646.843	727	243.260.941	21,9%	15,4%
	SI - Slovenia	1.046	228.216.819	167	31.267.554	16,0%	13,7%
SK - Slovakia	563	136.982.016	97	13.777.392	17,2%	10,1%	
UK - United Kingdom	10.744	4.464.825.696	2.391	753.476.602	22,3%	16,9%	
Total	84.530	31.971.836.122	16.997	5.178.646.872	20,1%	16,2%	
Candidate Countries	HR - Croatia	370	73.184.587	64	8.615.547	17,3%	11,8%
	MK - Former Yugoslav Republic of Macedonia	109	14.231.253	20	2.379.422	18,3%	16,7%
	TR - Turkey	1.230	394.147.670	132	22.112.375	10,7%	5,6%
	Total	1.709	481.563.510	216	33.107.344	12,6%	6,9%
Associated Countries	AL - Albania	81	7.479.114	7	410.922	8,6%	5,5%
	CH - Switzerland	2.529	1.032.022.064	594	205.709.826	23,5%	19,9%
	IL - Israel	1.431	608.730.807	255	80.437.530	17,8%	13,2%
	IS - Iceland	158	47.287.981	36	8.334.117	22,8%	17,6%
	LI - Liechtenstein	13	2.540.784			0,0%	0,0%
	ME - Montenegro	46	3.820.453	8	399.300	17,4%	10,5%
	NO - Norway	1.366	523.247.517	308	90.331.213	22,5%	17,3%
	Total	5.624	2.225.128.720	1.208	385.622.908	21,5%	17,3%
Other Countries	AF - Afghanistan	2	155.970			0,0%	0,0%
	AM - Armenia	21	1.558.739	6	325.728	28,6%	20,9%
	AN - Netherlands Antilles	5	1.301.535	2	393.039	40,0%	30,2%
	AQ - Antarctica	1	0			0,0%	0,0%
	AR - Argentina	161	21.096.186	30	3.112.996	18,6%	14,8%
	AU - Australia	129	4.077.651	38	1.086.872	29,5%	26,7%
	AW - Aruba	1	116.500	1	116.500	100,0%	100,0%
	AZ - Azerbaijan	16	963.730	5	200.609	31,3%	20,8%
	BA - Bosnia - Herzegovina	93	8.088.019	7	589.252	7,5%	7,3%
	BD - Bangladesh	17	2.378.669	3	91.765	17,6%	3,9%
	BF - Burkina Faso	19	3.340.205	6	1.453.872	31,6%	43,5%
	BI - Burundi	2	573.940			0,0%	0,0%
	BJ - Benin	6	1.339.698	2	859.860	33,3%	64,2%
	BM - Bermuda	1				0,0%	
	BO - Bolivia	22	3.006.305	2	448.400	9,1%	14,9%
	BR - Brazil	274	41.998.245	27	3.146.308	9,9%	7,5%
	BS - Bahamas	1	0			0,0%	0,0%
	BT - Bhutan	1	36.880			0,0%	0,0%
	BW - Botswana	6	306.334	4	169.909	66,7%	55,5%
	BY - Belarus	42	5.604.204	6	547.490	14,3%	9,8%
	BZ - Belize	1	68.800			0,0%	0,0%
	CA - Canada	170	8.397.474	44	1.673.233	25,9%	19,9%
	CD - Congo (Democratic Republic of)	15	2.333.942	1	126.020	6,7%	5,4%
	CF - Central African Republic	1	256.769	1	256.769	100,0%	100,0%
	CG - Congo (Republic)	4	627.316			0,0%	0,0%

CI - Ivory Coast	3	763.172	2	247.124	66,7%	32,4%
CL - Chile	93	12.442.158	12	1.346.166	12,9%	10,8%
CM - Cameroon	23	3.793.259	7	1.494.941	30,4%	39,4%
CN - China	438	57.570.777	71	9.491.499	16,2%	16,5%
CO - Colombia	70	10.055.256	8	2.078.644	11,4%	20,7%
CR - Costa Rica	28	3.853.026	1	190.720	3,6%	4,9%
CU - Cuba	5	543.897			0,0%	0,0%
CV - Cape Verde	5	787.605	3	491.355	60,0%	62,4%
DO - Dominican Republic	7	1.061.171	2	76.357	28,6%	7,2%
DZ - Algeria	54	6.197.799	8	461.330	14,8%	7,4%
EC - Ecuador	36	6.065.286	6	899.581	16,7%	14,8%
EG - Egypt	148	22.273.542	11	661.873	7,4%	3,0%
ET - Ethiopia	24	4.640.058	4	502.792	16,7%	10,8%
FJ - Fiji	3	841.338			0,0%	0,0%
FM - Micronesia (Federated States of)	1	147.600			0,0%	0,0%
FO - Faroe Islands	4	295.677	3	204.427	75,0%	69,1%
GA - Gabon	3	572.924			0,0%	0,0%
GE - Georgia	32	3.618.758	6	647.083	18,8%	17,9%
GH - Ghana	25	4.227.750	6	623.505	24,0%	14,7%
GL - Greenland	1	142.680			0,0%	0,0%
GM - Gambia	2	312.900			0,0%	0,0%
GN - Guinea	1	203.048			0,0%	0,0%
GQ - Equatorial Guinea	1	110.680			0,0%	0,0%
GT - Guatemala	4	326.313	1	211.000	25,0%	64,7%
GW - Guinea-Bissau	3	2.576.000			0,0%	0,0%
HK - Hong-Kong	16	1.916.123	6	800.122	37,5%	41,8%
HN - Honduras	3	181.469			0,0%	0,0%
HT - Haiti	1	18.029	1	18.029	100,0%	100,0%
ID - Indonesia	43	4.799.724	6	797.483	14,0%	16,6%
IN - India	362	56.519.899	81	10.836.177	22,4%	19,2%
IQ - Iraq	1				0,0%	
IR - Iran (Islamic Republic of)	8	1.113.120	2	55.700	25,0%	5,0%
JM - Jamaica	4	675.816	2	101.498	50,0%	15,0%
JO - Jordan	47	6.155.384	6	306.518	12,8%	5,0%
JP - Japan	70	4.158.492	17	1.356.000	24,3%	32,6%
KE - Kenya	54	12.691.345	9	1.650.680	16,7%	13,0%
KG - Kyrgyz Republic	12	836.285	1	25.000	8,3%	3,0%
KH - Cambodia	15	1.677.785	5	323.519	33,3%	19,3%
KM - Comoros	2	296.285			0,0%	0,0%
KP - Korea (Democratic People's Republic)	1	4.000			0,0%	0,0%
KR - Korea (Republic of)	30	2.477.069	8	730.437	26,7%	29,5%
KZ - Kazakhstan	32	3.125.910	8	664.323	25,0%	21,3%
LA - Lao (People's Democratic Republic of)	4	362.582			0,0%	0,0%
LB - Lebanon	32	5.189.835	3	149.371	9,4%	2,9%
LC - Saint Lucia	2	123.213	1	27.954	50,0%	22,7%
LK - Sri Lanka	9	1.467.457	1	328.295	11,1%	22,4%
LS - Lesotho	2	189.633	1	47.225	50,0%	24,9%
LY - Libya	6	526.073	1	19.795	16,7%	3,8%
MA - Morocco	128	16.261.895	20	2.074.612	15,6%	12,8%
MD - Moldova (Republic of)	26	2.121.666	3	450.948	11,5%	21,3%
MG - Madagascar	4	374.565	1	73.565	25,0%	19,6%
ML - Mali	8	1.203.363	2	846.420	25,0%	70,3%
MN - Mongolia	6	552.641			0,0%	0,0%
MW - Malawi	7	375.320	2	144.364	28,6%	38,5%
MX - Mexico	92	10.391.964	15	1.403.380	16,3%	13,5%
MY - Malaysia	23	2.575.936	3	203.480	13,0%	7,9%
MZ - Mozambique	13	1.462.642	3	737.252	23,1%	50,4%
NA - Namibia	7	1.281.556	3	353.571	42,9%	27,6%
NC - New Caledonia	1	198.375			0,0%	0,0%
NE - Niger	6	545.990	2	80.000	33,3%	14,7%
NG - Nigeria	22	2.048.544	3	190.946	13,6%	9,3%
NI - Nicaragua	13	2.193.234	1	116.679	7,7%	5,3%
NP - Nepal	12	1.430.132	2	464.773	16,7%	32,5%
NZ - New Zealand	30	2.292.220	10	680.395	33,3%	29,7%
OM - Oman	1	216.500			0,0%	0,0%
PA - Panama	4	613.610			0,0%	0,0%
PE - Peru	40	6.314.402	4	809.292	10,0%	12,8%
PF - French Polynesia	6	503.177			0,0%	0,0%
PG - Papua New Guinea	3	374.000	1	282.000	33,3%	75,4%
PH - Philippines	39	4.746.140	11	1.156.630	28,2%	24,4%
PK - Pakistan	12	1.321.133	3	101.697	25,0%	7,7%

PS - Palestinian administered areas	16	1.649.518	4	435.856	25,0%	26,4%
PY - Paraguay	7	1.093.290			0,0%	0,0%
RS - Serbia	379	97.947.194	44	9.858.996	11,6%	10,1%
RU - Russia	512	93.020.893	103	17.183.664	20,1%	18,5%
RW - Rwanda	7	1.197.810	2	74.882	28,6%	6,3%
SA - Saudi Arabia	1	37.824			0,0%	0,0%
SB - Solomon Islands	2	1.111.199	1	293.199	50,0%	26,4%
SC - Seychelles	2	80.210	2	80.210	100,0%	100,0%
SD - Sudan	8	1.502.984	1	239.834	12,5%	16,0%
SG - Singapore	19	2.809.971	5	623.702	26,3%	22,2%
SL - Sierra Leone	4	434.722			0,0%	0,0%
SM - San Marino	1	606.000			0,0%	0,0%
SN - Senegal	28	3.393.625	6	359.785	21,4%	10,6%
SO - Somalia	1	54.000	1	54.000	100,0%	100,0%
ST - Sao Tome and Principe	1				0,0%	
SV - El Salvador	2	263.710			0,0%	0,0%
SY - Syrian Arab Republic	21	3.013.710	3	748.237	14,3%	24,8%
SZ - Swaziland	1	203.000			0,0%	0,0%
TD - Chad	1	816.101			0,0%	0,0%
TG - Togo	1	222.400			0,0%	0,0%
TH - Thailand	59	6.497.128	16	1.704.277	27,1%	26,2%
TJ - Tajikistan	8	599.385			0,0%	0,0%
TM - Turkmenistan	2	64.317			0,0%	0,0%
TN - Tunisia	107	15.226.815	13	1.758.676	12,1%	11,5%
TT - Trinidad and Tobago	6	595.528			0,0%	0,0%
TW - Taiwan	11	1.119.158	2	209.874	18,2%	18,8%
TZ - Tanzania (United Republic of)	52	12.321.637	10	1.550.152	19,2%	12,6%
UA - Ukraine	218	28.876.816	33	3.820.562	15,1%	13,2%
UG - Uganda	30	4.613.113	11	1.231.319	36,7%	26,7%
UM - United States Minor Outlying Islands	2				0,0%	
US - United States	695	38.627.134	183	7.850.917	26,3%	20,3%
UY - Uruguay	39	4.857.689	7	730.525	17,9%	15,0%
UZ - Uzbekistan	14	3.290.773	1	71.763	7,1%	2,2%
VE - Venezuela	18	2.806.166	1	208.440	5,6%	7,4%
VG - Virgin Islands (British)	1	342.400			0,0%	0,0%
VN - Viet Nam	44	8.311.172	17	4.892.108	38,6%	58,9%
WF - Wallis and Futuna	1	209.421			0,0%	0,0%
WS - Samoa	1	298.000			0,0%	0,0%
YE - Yemen	2	72.805			0,0%	0,0%
ZA - South Africa	168	32.226.976	45	5.865.319	26,8%	18,2%
ZM - Zambia	15	2.566.636	3	320.742	20,0%	12,5%
ZW - Zimbabwe	3	702.446			0,0%	0,0%
Undefined	3				0,0%	
Total	5.794	788.637.994	1.098	122.802.188	19,0%	15,6%
TOTAL FOR ALL COUNTRIES	97.660	35.467.166.346	19.519	5.720.179.312	20,0%	16,1%

Reference date 25/02/2008 Report was created for 54 calls

FP7-PEOPLE-2007-5-1-1-NIGHT (2007/04/03), FP7-2007-COST (2007/04/10), FP7-HEALTH-2007-A (2007/04/19), FP7-REGIONS-2007-1 (2007/04/24), FP7-REGIONS-2007-2 (2007/04/24), FP7-REGIONS-2007-3 (2007/04/24), FP7-REGPOT-2007-1 (2007/04/24), FP7-REGPOT-2007-2 (2007/04/24), FP7-REGPOT-2007-3 (2007/04/24), FP7-REGPOT-2007-4 (2007/04/24), FP7-PEOPLE-2007-2-2-ERG (2007/04/25), FP7-PEOPLE-2007-4-3-IRG (2007/04/25), FP7-PEOPLE-2007-5-2-AWARDS (2007/04/26), FP7-ENV-2007-1 (2007/05/02), FP7-Fission-2007 (2007/05/02), FP7-INCO-2007-1 (2007/05/02), FP7-INCO-2007-4 (2007/05/02), FP7-INFRASTRUCTURES-2007-1 (2007/05/02), FP7-KBBE-2007-1 (2007/05/02), FP7-AF-2007-RTD-1 (2007/05/03), FP7-AAT-2007-TREN-1 (2007/05/03), FP7-ENERGY-2007-1-RTD (2007/05/03), FP7-TPT-2007-RTD-1 (2007/05/03), FP7-ICT-2007-1 (2007/05/08), FP7-SME-2007-3 (2007/05/10), FP7-SSH-2007-1 (2007/05/10), FP7-SCIENCE-IN-SOCIETY-2007-1 (2007/05/23), FP7-ERARESORG-2007-1-RTD (2007/05/31), FP7-PEOPLE-2007-3-1-IAPP (2007/05/31), FP7-SEC-2007-1 (2007/05/31), FP7-NMP-2007-CSA-1 (2007/06/05), FP7-SST-2007-RTD-1 (2007/06/05), FP7-SST-2007-TREN-1_05June (2007/06/05), FP7-SPACE-2007-1 (2007/06/19), FP7-ENERGY-2007-2-TREN (2007/06/28), FP7-SST-2007-TREN-1_28June (2007/06/28), FP7-2007-ERANET-4.2.2.2 (2007/07/01), FP7-ERANET-2007-RTD (2007/07/01)